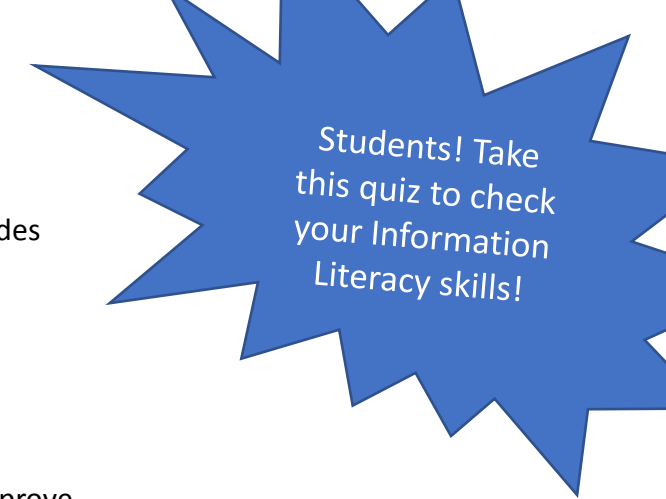


# Harper College

## General Education Assessment and Improvement: Information Literacy

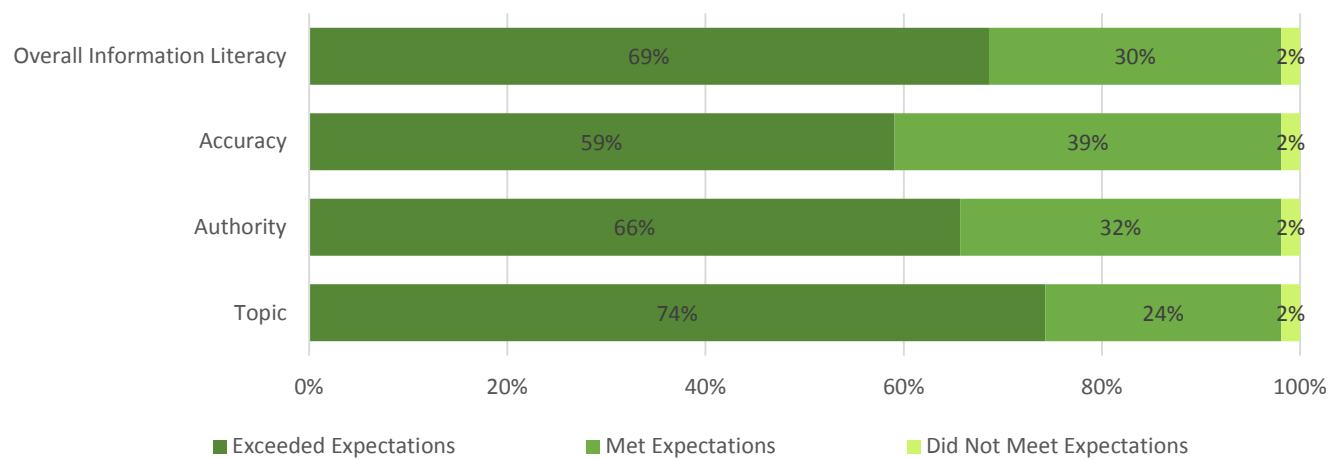


The most recent large-scale General Education Information Literacy assessment was conducted in 2014-15. The first column below includes results of that assessment for students who earned 45+ credit hours vs. all students who took the assessment. Additional demographic information was also reviewed. A follow-up assessment is being conducted in spring 2018.

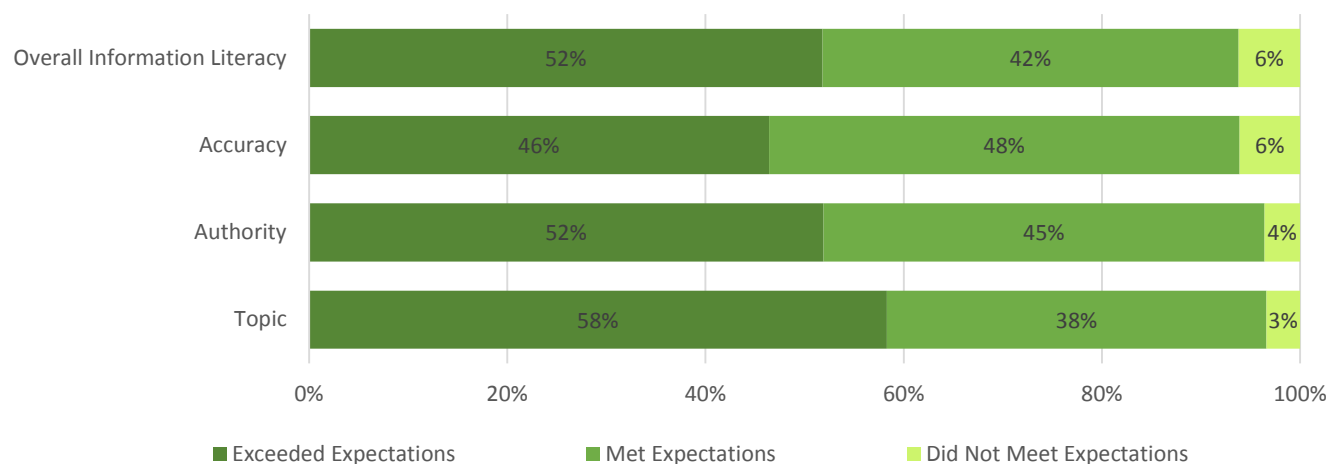
The second column includes related assessment information to provide additional information regarding students' achievement of this outcome. The Community College Survey of Student Engagement (CCSSE) is being administered again in spring 2018.

Based on these results, the Learning Assessment Committee and General Education–Information Literacy Work Group are working to improve Information Literacy across Harper College. [The Information Literacy Improvement Plan can be found here.](#)

### Direct Assessment Scores, 45+ Hours

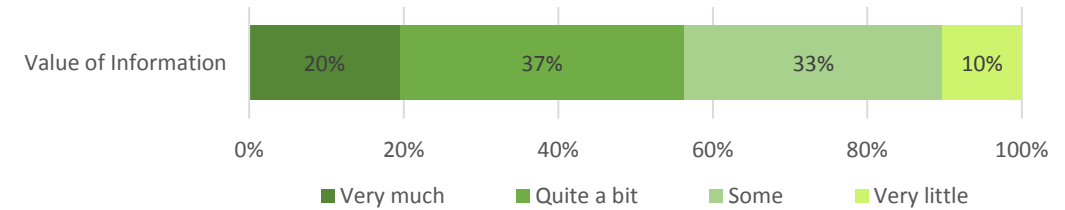


### Direct Assessment Scores, All Student Groups



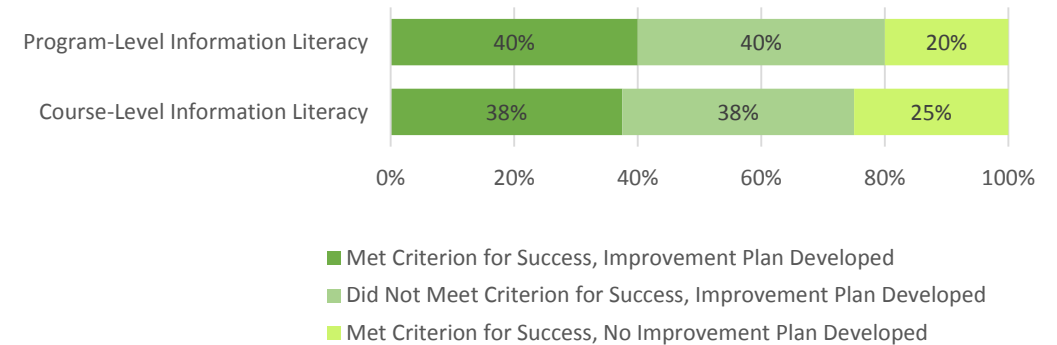
Source: Harper College 2014-15 General Education Information Literacy assessment.  
N = 472

### Indirect Assessment Scores



Source: Community College Survey of Student Engagement (CCSSE) 2015, Item 5d. Making judgments about the value or soundness of information, arguments, or methods. N = 887

### Program and Course Assessment Ratings



Source: 2016-17 Harper College program and course assessment reports. Note: If a program or course does not meet the criterion for success defined by faculty, an improvement plan is required.

[Additional information about course and program assessment can be found here.](#)