

4. Space Program

Space Program

Developing Harper's Space Program

In order to understand Harper's current utilization of space and needs for future programs, the EE&K/Graywood team collected data on projected enrollment growth, existing space inventory, academic programs, and course scheduling.

Harper's enrollment as of the baseline Fall 2009 semester was 10,393 FTE (Full Time Equivalent), and is currently projecting an enrollment growth with results in 13,095 FTE for the year 2020 (an overall increase of 26%).

While substantially less than the growth experienced annually by Harper over the past few years, this growth, coupled with appropriately sizing currently undersized facilities, results in a space need of approximately 313,000 net square feet of new program area by Fall 2020.

The need for new space is made up of two basic components:

- (1) Academic Space, comprising Division and Department offices for faculty and academic staff, specialized Class Laboratories, and General Classrooms
- (2) Support Space, comprising Academic Resources such as the Library, Tutoring and Counseling; Student Services and Student Activities; Assembly; Athletics; Technology; and Administrative and Campus Services

The analysis of current utilization demonstrates that Harper currently has more Academic space than Support Space (since there are typically large spaces contained in the Support category such as Library, Athletics, and Dining, Support spaces usually comprise 60% or more of the total space on a typical community college campus). By comparison with neighboring community colleges in Illinois, Harper classrooms and laboratories (excluding academic offices) make up 49% of campus space,

compared with College of Du Page (41%), Elgin (42%), and Oakton (42%) (Source: Illinois Community College Board website).

While general classroom space exceeds current need, the analysis revealed that many spaces, particularly academic resources such as the library, tutoring and counseling, student services, and student activities areas, are currently inadequate. Given Harper's commitment to "increase completion and achievement of all students with a focus on under performing student groups," spaces for these services, enabling focused, personal assistance to students, are especially important.

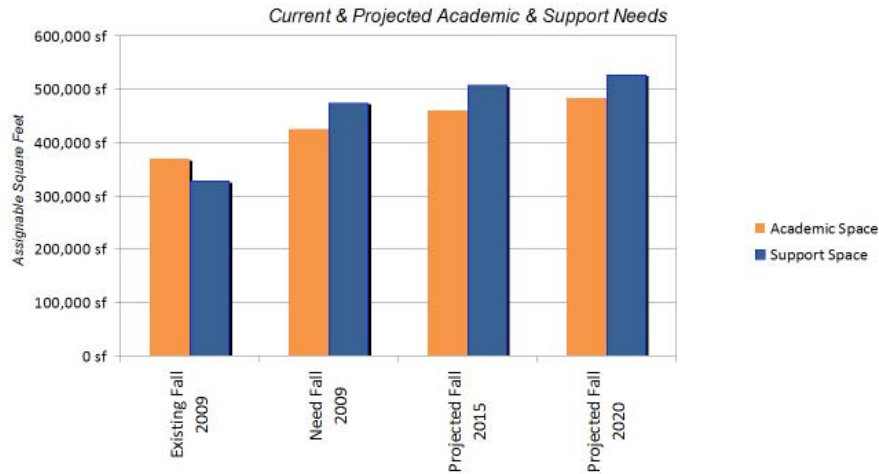
With respect to allocation of study space, a critical need in improving Student Success, Harper devotes just 4.4% of overall square footage to study space, compared to College of Du Page (8.9%), Oakton (6.1%), and Lake County (5.9%) (Source: Illinois Community College Board website). This is especially important

for community college students who may have inappropriate space at home; conflicts with work and childcare that make study difficult at home; or tight or complex class and workplace schedules that only allow time for study between classes.

Harper's space program therefore calls for the right-sizing, as well as growth, of all Academic and Support facilities. The chart on the opposite page, and the graphs and diagrams that follow it, summarize Harper's overall space needs. These figures are subject to an ongoing review and correction of Harper's space inventory, initiated during the Master Plan. Faculty and administrators have reviewed inventory data for each academic and administrative area, and corresponding figures for existing and projected space are being updated.

Summary Analysis					
Departmental Profile	Existing Fall 2009	Need Fall 2009	Projected Fall 2015	Projected Fall 2020	Surplus or Deficit
Academic Space					
Classrooms & Computer Labs	120,633 sf	116,590 sf	129,914 sf	141,314 sf	(20,682) sf
Academic Enrichment & Language Studies	10,792 sf	15,636 sf	15,955 sf	16,115 sf	(5,323) sf
Business & Social Science	23,175 sf	41,498 sf	44,798 sf	46,323 sf	(23,147) sf
Career & Technical Programs	55,884 sf	56,972 sf	58,904 sf	60,512 sf	(4,627) sf
Health Careers	37,861 sf	46,006 sf	48,580 sf	48,580 sf	(10,719) sf
Liberal Arts	36,034 sf	51,105 sf	53,655 sf	54,330 sf	(18,296) sf
Mathematics & Science	58,742 sf	68,266 sf	78,578 sf	85,569 sf	(26,827) sf
Continuing Education	26,516 sf	28,637 sf	28,637 sf	28,637 sf	(2,121) sf
Subtotal	369,637 sf	424,709 sf	459,021 sf	481,380 sf	(111,743) sf
<i>ASF per Student FTE</i>	<i>36 sf</i>	<i>41 sf</i>	<i>39 sf</i>	<i>37 sf</i>	
Public Service Space					
Subtotal	0 sf	0 sf	0 sf	0 sf	0 sf
<i>ASF per Student FTE</i>	<i>0 sf</i>	<i>0 sf</i>	<i>0 sf</i>	<i>0 sf</i>	
Support Space					
Academic Resources	52,560 sf	95,563 sf	103,173 sf	109,997 sf	(57,437) sf
Technology	19,458 sf	26,325 sf	26,325 sf	26,325 sf	(6,867) sf
Assembly	25,576 sf	33,854 sf	33,854 sf	33,854 sf	(8,278) sf
Athletics	70,811 sf	88,158 sf	91,158 sf	91,158 sf	(20,347) sf
Child Care Center	4,718 sf	5,759 sf	5,759 sf	5,759 sf	(1,041) sf
Student Activities	76,353 sf	109,127 sf	124,404 sf	137,499 sf	(61,147) sf
Student Services	24,929 sf	40,484 sf	42,233 sf	42,623 sf	(17,694) sf
Administrative Services	24,717 sf	36,394 sf	39,644 sf	39,748 sf	(15,031) sf
Campus Services	25,962 sf	38,314 sf	39,115 sf	39,115 sf	(13,153) sf
Subtotal	325,083 sf	473,976 sf	505,663 sf	526,077 sf	(200,994) sf
<i>ASF per Student FTE</i>	<i>31 sf</i>	<i>46 sf</i>	<i>43 sf</i>	<i>40 sf</i>	
Total Assignable Square Feet	694,720 sf	898,685 sf	964,684 sf	1,007,456 sf	(312,736) sf
<i>ASF per Student FTE</i>	<i>67 sf</i>	<i>86 sf</i>	<i>81 sf</i>	<i>77 sf</i>	
Gross Square Footage Shortfall		377,712 sf	499,933 sf	579,141 sf	
Projected Student FTEs					
Total Student FTEs	10,393.00	10,393.00	11,848.02	13,095.18	
<i>Projected Growth</i>			<i>14%</i>	<i>26%</i>	

Academic and Support Needs



Academic Space

Academic Space includes:
Faculty Offices Division,
Department



General Classrooms:
Shared by all on campus



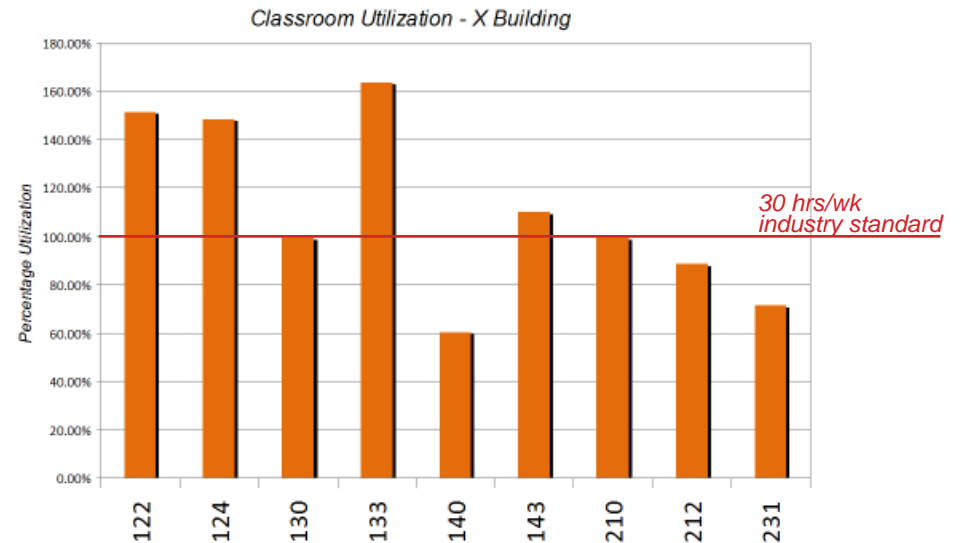
Teaching Labs (Class Labs)
Assigned to a department



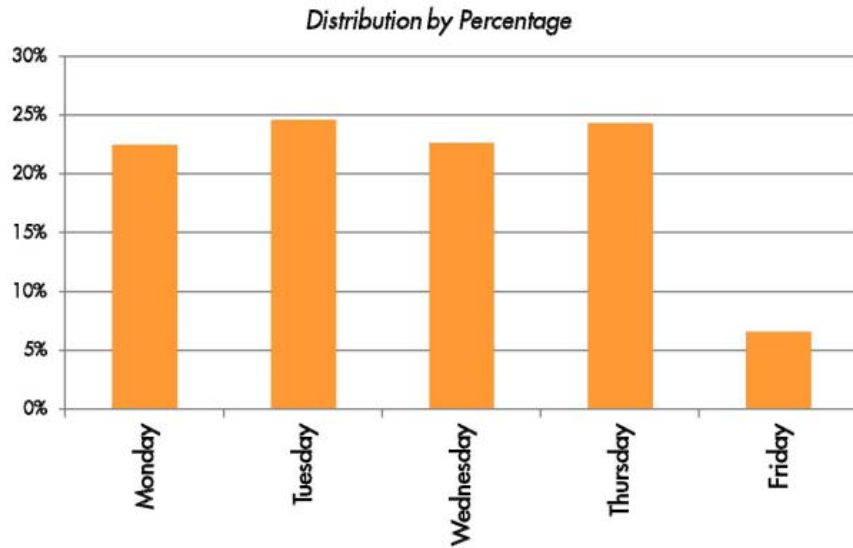
General Classroom Utilization

- Classroom & Labs: largest component of academic space
 - Harper classrooms & labs = 49% of total NASF per ICCB
 - DuPage classrooms & labs = 41% of total
 - Elgin classrooms & labs = 42% of total
 - Oakton classrooms & labs = 42% of total
- General classrooms shared by all on campus
- Utilization of every Harper classroom was examined
- Classrooms are available 8am-9pm or about 60 hours per week
- Goal: use of classroom at least 30 hrs/week (industry standard)

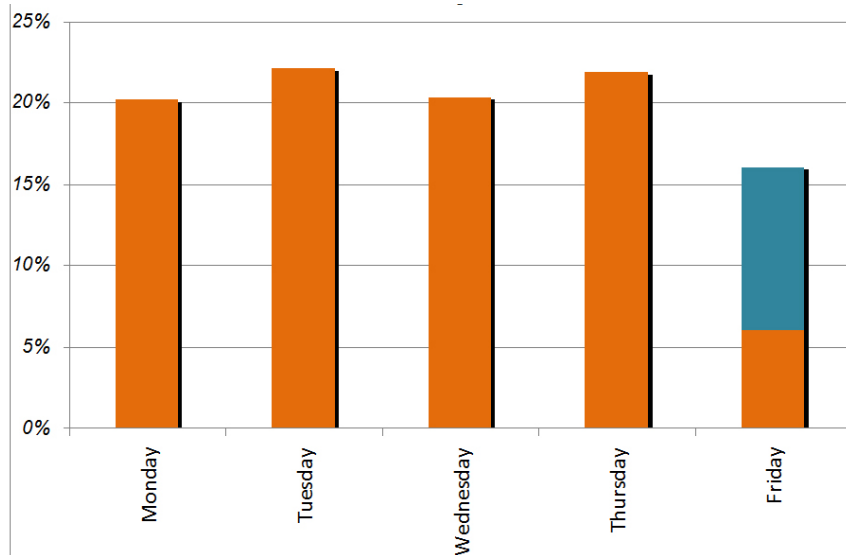
Utilization



Current Percentage Distribution



Potential Percentage Distribution



Summary: General Classrooms

- FTE is anticipated to grow more than 24% by 2020
- Harper currently has a sufficient inventory of general classrooms
- Some classrooms need improvement
- Most classrooms are “smart”, well-sized and positioned
- Better scheduling can make more space available on the grid

Current Classroom

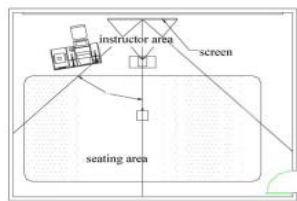


Criteria for Environmental Quality of Classrooms

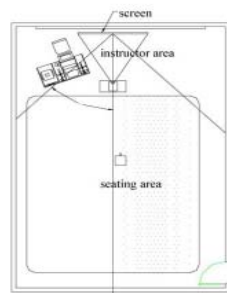
- **Furniture** - flexible to enable multiple modes of learning (individual, small group, large group) and varied configurations (seminar, lecture)
 - fixed tables/loose seats (lecture)
 - fixed tables and chairs (lecture)
 - fixed table arms (lecture)
 - loose tables and chairs
 - loose tablet arms
 - loose "alternative" seating (soft seats with tablets)
- **Worksurfaces** - large enough to accommodate laptop, book and notebook)
- **Lighting** - natural & artificial
 - Switchable between 0/20/50 footcandles at worksurface
 - Adjustable shades
 - Direct/Indirect fixtures for reduced glare with use of technology
- **Acoustics** – comply with ANSI S12.60 – 35 dBA background noise
- **Technology** – appropriate presentation media on presentation wall
 - instructor's station with computer connected to the network
 - ceiling-mounted data/video projector or interactive whiteboard
 - sound system
 - document camera
 - electric screen
 - control system and connection for laptop
 - dvd/vcr

Classroom Prototype

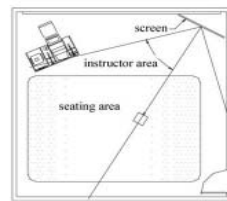
Classrooms and Auditoriums:



Too Wide



Too Deep



Acceptable

Summary Support Space

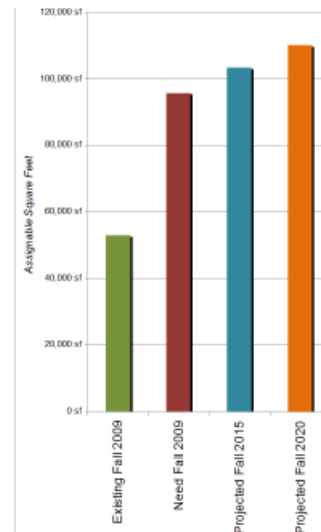
- Support areas to be right sized as well as to grow to 2020
- Current facilities overcrowded, dispersed in many locations
- Critical areas:

Academic Resources: *Library, Writing Center, Tutoring*

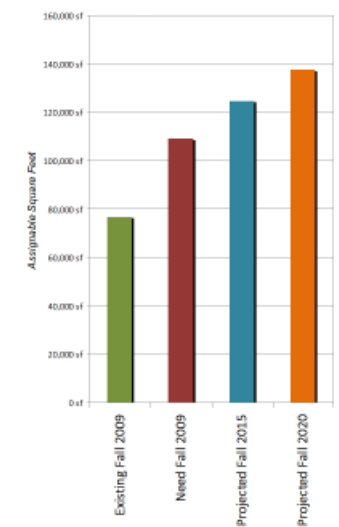
Student Activities: *Dining, Student Organizations, Study Space*

Student Services: *Orientation, Admissions, Advising & Counseling*

Support Space : Academic



Support Space : Student Activities



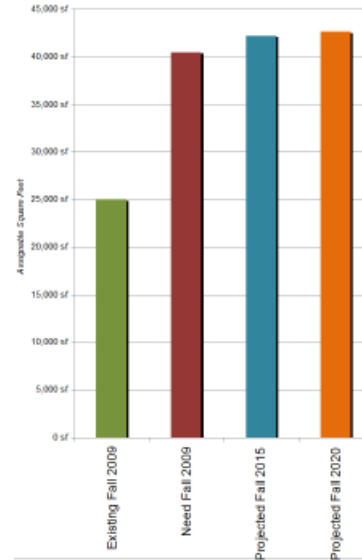
Study Space

- Harper's current study space is 4.4% of total NASF per ICCB
 - Dupage 8.9% of total
 - Oakton 6.1% of total
 - Lake County 5.9% of total
- Informal gathering/study space promotes interaction between faculty and students
- Current use of hallways as study space is not conducive to study focus and conflicts with other campus activities

Current Student Services



Support Space : Student Services



Student Center & Campus Center Components

	Existing Fall 2009	Proposed Fall 2020
Student Center/One Stop Shop		
Recruitment	759	2,951
Admissions	1,587	2,639
International Students		
Financial aid	2,154	3,770
Orientation	3,598	3,549
Testing assessment	1,587	1,144
Registration	1,745	1,950
Graduation audit		
Graduation records		
Bursar	3,254	3,653
Advising	2,147	3,978
Student learning support	1,745	3,413
Wellness/health counseling	985	2,613
	19,591	29,660

Student Center & Campus Center Components

	Existing Fall 2009	Proposed Fall 2020
Campus Center		
Dining	18,949	28,164
Bookstore	7,859	12,200
Study/Gathering Space	2,487	8,000
Multicultural center	2,386	3,289
Student activities	2,687	3,268
Student clubs and organizations	2,167	4,268
Recreation	0	4,200
Intramurals		
Co-curricular student development		
TOTAL	37,294	65,294

