



Harper College

Educational Foundation Donor Scholarships
and Institutional Scholarships & Grants

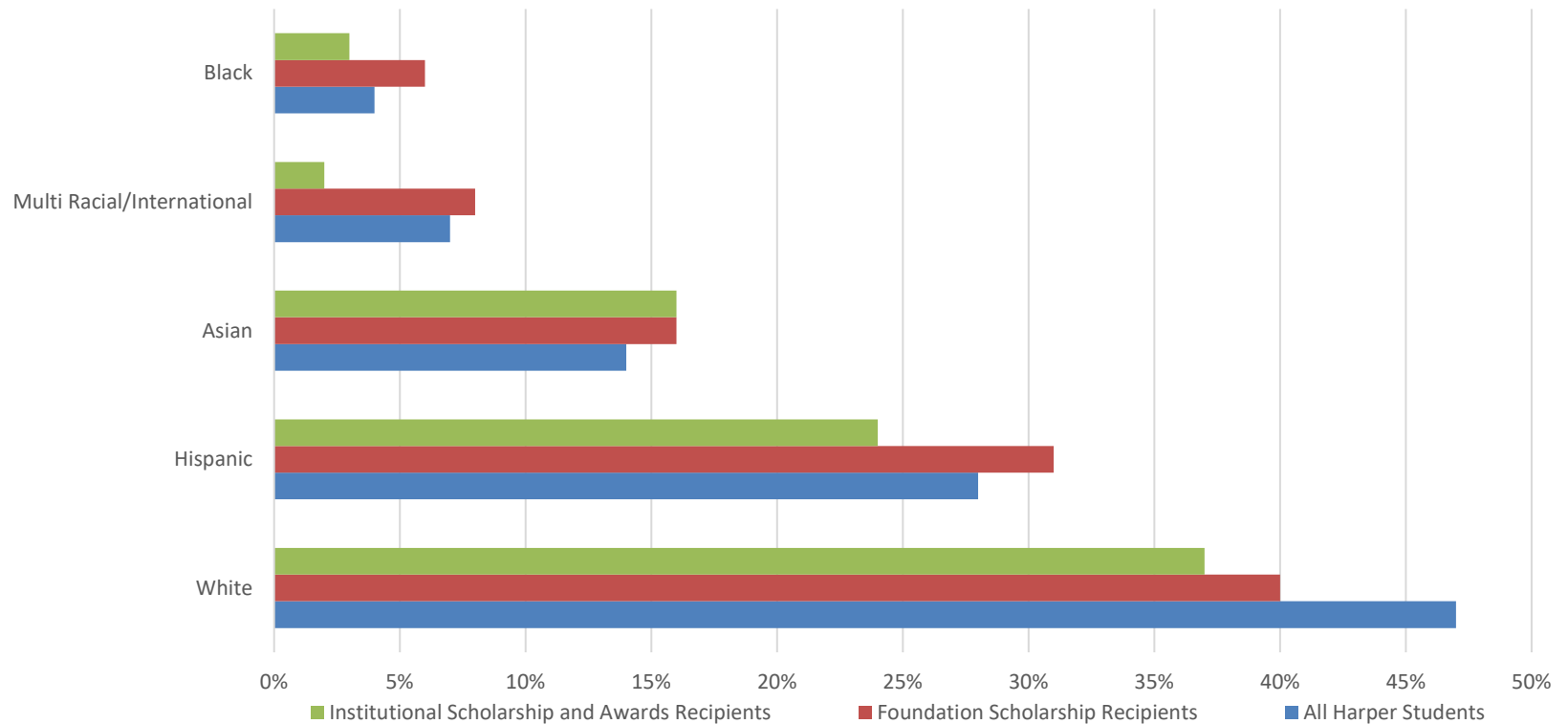
Agenda

- Students Served
- Foundation Donor Scholarships
- Institutional Scholarship and Grants
- Impact on Student Success

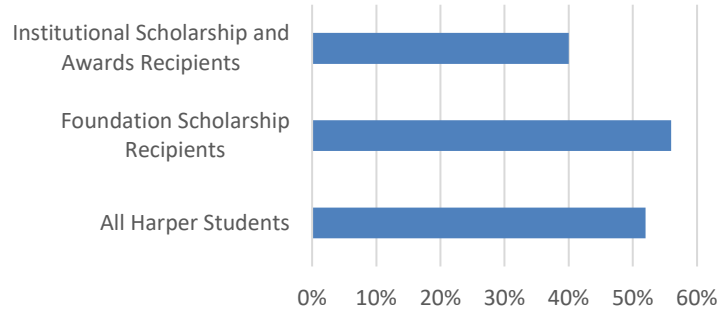


Scholarship Recipients

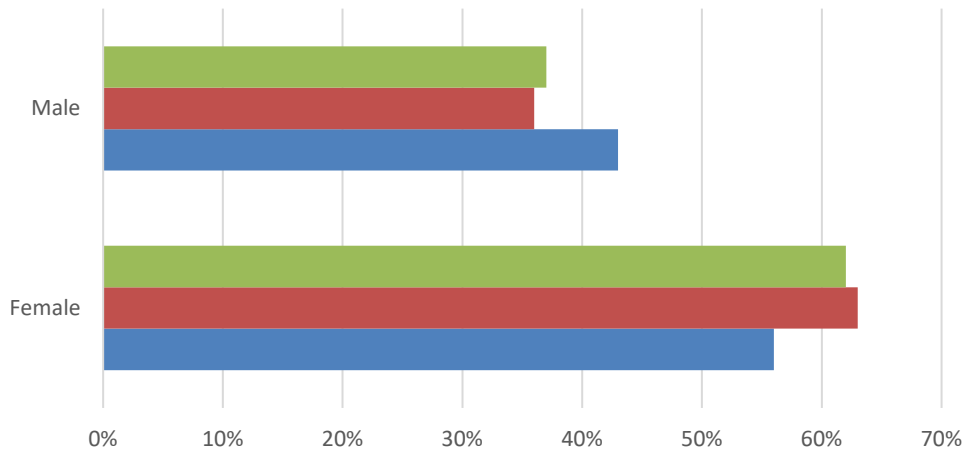
Ethnicity / Race



First Generation in College

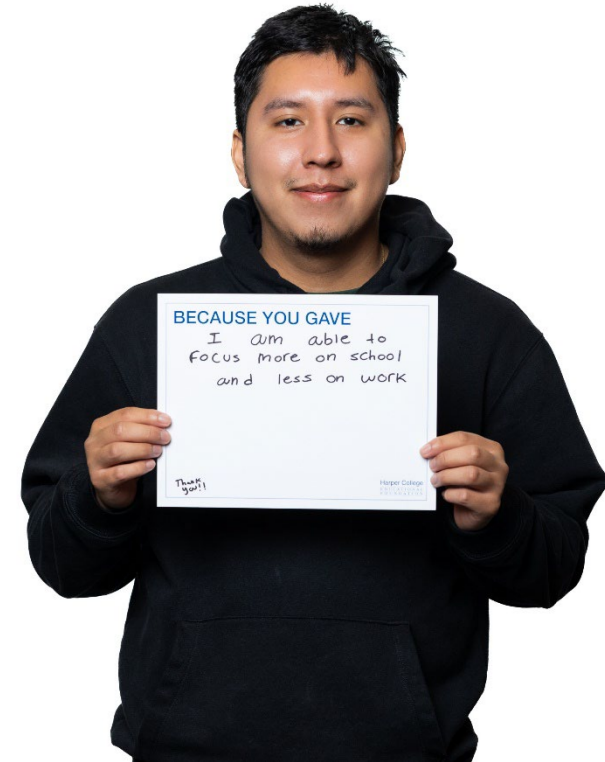


Gender



Scholarship Recipients

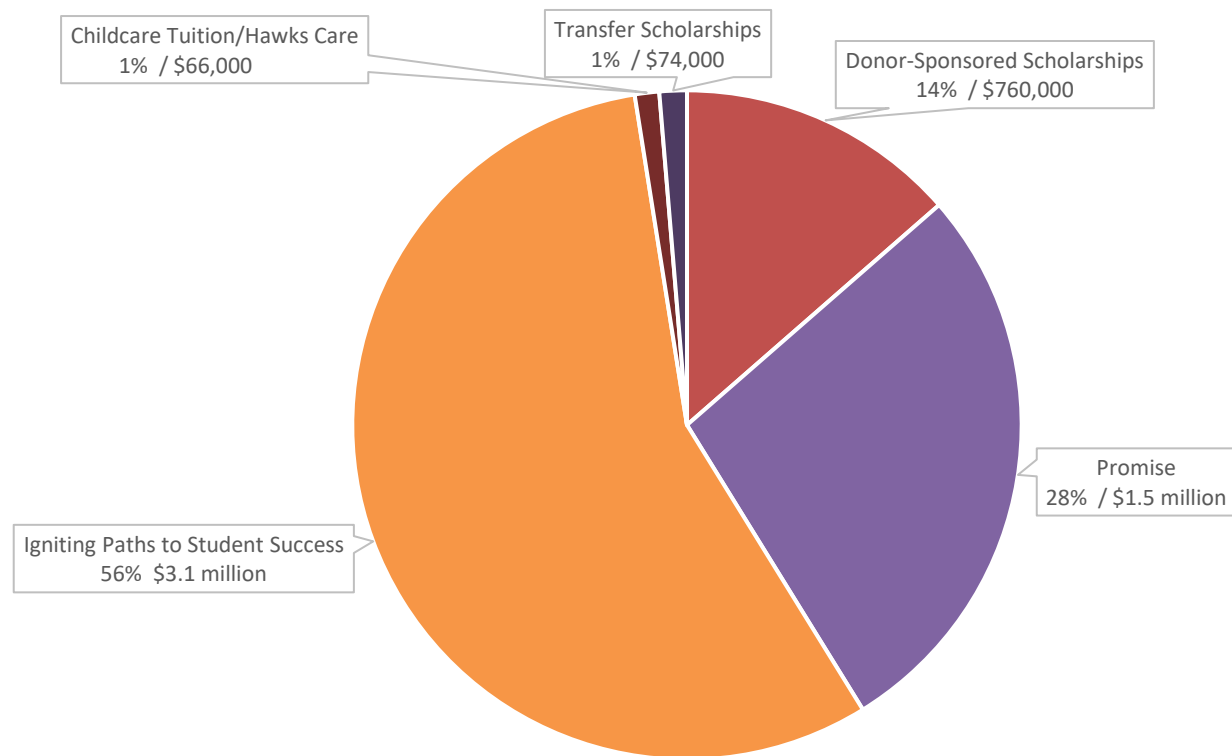
Foundation Scholarships



	FY16	FY23	Change
Scholarship Funds Awarded	\$507,797	\$5,126,455.84	910%
Total Students	470	1734	269%
Total Scholarship Funds	163	202	24%

Types of Foundation Scholarships

FY 23



Foundation Scholarship Recipient Engagement



Scholarship
Orientations



Mentoring



Alumni
Engagement/Career
Connections

Grateful Scholarship Recipients

“I no longer worry about the cost of my education and can put my full focus on completing the Nursing Program. By being recognized and receiving such a generous scholarship, I feel seen that I am doing the right things in my life.”

Olivia O., 2023-24 Scholarship
Recipient

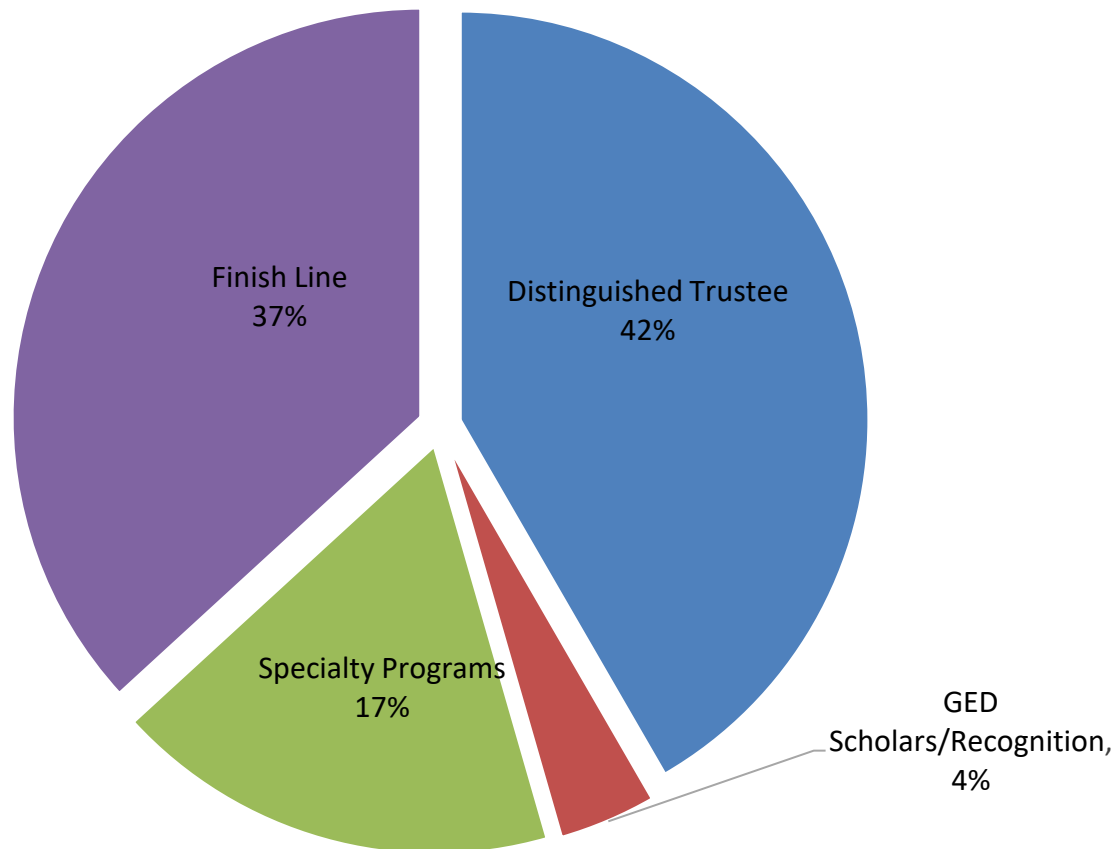


Institutional Scholarships and Grants



	FY16	FY23	Change
Scholarship Funds Awarded	\$545,000	\$927,455	70%
Total Students	378	704	86%
Total Scholarship Funds & Grants	11	14	27%

Institutional Scholarships and Grants



Finish Line

Applications Reviewed and Approved/Denials

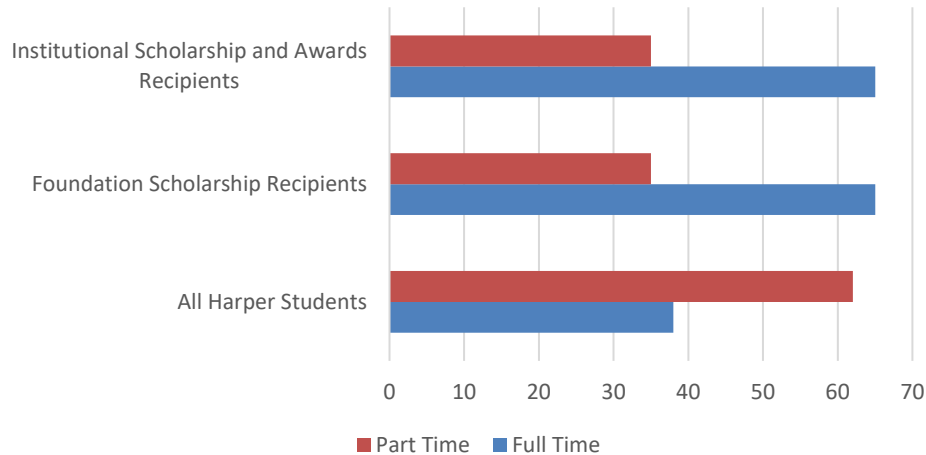
2022-2023 Finish Line Grant Data Summary	Fall 2022 Applications	Spring 2023 Applications	Summer 2023 Applications	Total
# of Applications Reviewed	251	264	70	585
# Approved and Awarded	137	143	31	311
# Denied	113	122	39	274

Approval Reasons	Fall 2022 Applications	Spring 2023 Applications	Summer 2023 Applications	Total
Medical bills	37	28	6	71
Credit card debt	21	43	3	67
Unemployment	18	13	3	34
Transportation	16	10	4	30
Extreme financial need	13	12	0	25
Past Due	10	7	0	17
Underemployment	7	5	3	15
High debt, bills, loan debt	7	3	4	14
Not eligible for grants, FAFSA	3	0	3	6
Course supplies	2	10	2	14
Miscellaneous	2	2	1	5
Reduced work hours	1	5	0	6
Foreclosure/Rent/Mortgage	0	2	0	2
Child Care	0	3	1	4
Received FL, new circumstances	0	0	1	1
Total Approvals	137	143	31	311

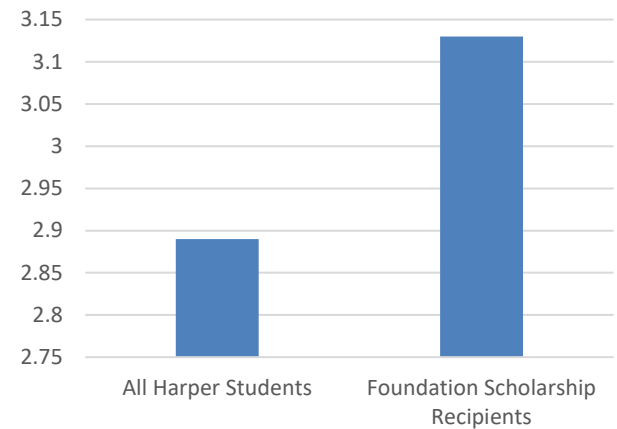
Scholarship Recipient Successes



Enrollment



Average Harper GPA



	All Harper Students	Foundation Donor Scholarship Recipients	Institutional Scholarship and Grant Recipients
Persistence			
Fall to Spring	74%	89%	93%
Fall to Fall	63%	80%	80%
Spring to Fall	70%	87%	

Credentials Earned

- 285 out of 311 students (91.6%) who received a Finish Line Grant in 2022-2023 earned or are expected to earn credentials.
- 74% of students who received a Foundation scholarship in 2020-2021 earned a credential(s)* by Spring 2023

*687 students earned 862 credentials



Questions?

THANK YOU
for supporting
my dreams.

THANK YOU
for supporting
my education.

