

**English as a Second Language/International Student Office
Counts of International Students, FY00 to FY07**

Fall 2007

*Prepared by the Office of Research
Teaming to Serve Research Needs of the College
October 18, 2007*

Introduction

As a part of its continuous improvement efforts related to its program review, the English as a Second Language department/International Student Office at Harper College was interested in tracking the number of international students attending the College.

Counts of international students were obtained from Harper's Regent system. International students were defined as those who met any of the following criteria:

- Registration billing code of "INTL",
- Admit code of "IS", or
- State code of "04".

Student counts are shown below in table and chart format.

Results

Table 1 shows the unduplicated headcount of international students attending Harper for fiscal years 2000 through 2007.

Table 1: Unduplicated Headcount of International Students, FY00 – FY07

Semester	Fiscal Year							
	FY00	FY01	FY02	FY03	FY04	FY05	FY06	FY07
Summer	55	60	88	81	59	53	43	56
Fall	90	115	134	137	107	93	83	116
Spring	100	119	140	130	104	98	88	108
Annual	144	160	200	188	149	135	123	163

Charts 1 through 4 show the unduplicated headcount of international students by semester, as well as total annual unduplicated headcount. As shown in the Table and Charts, the number of international students had increased from FY00 to FY02 then decreased from FY02 to FY06. Note that the tragic events of September 11, 2001 occurred during fall semester of FY02. The number of international students has started to show some recovery beginning in FY07.

Chart 1: International Students, Summer Semesters FY00 – FY07

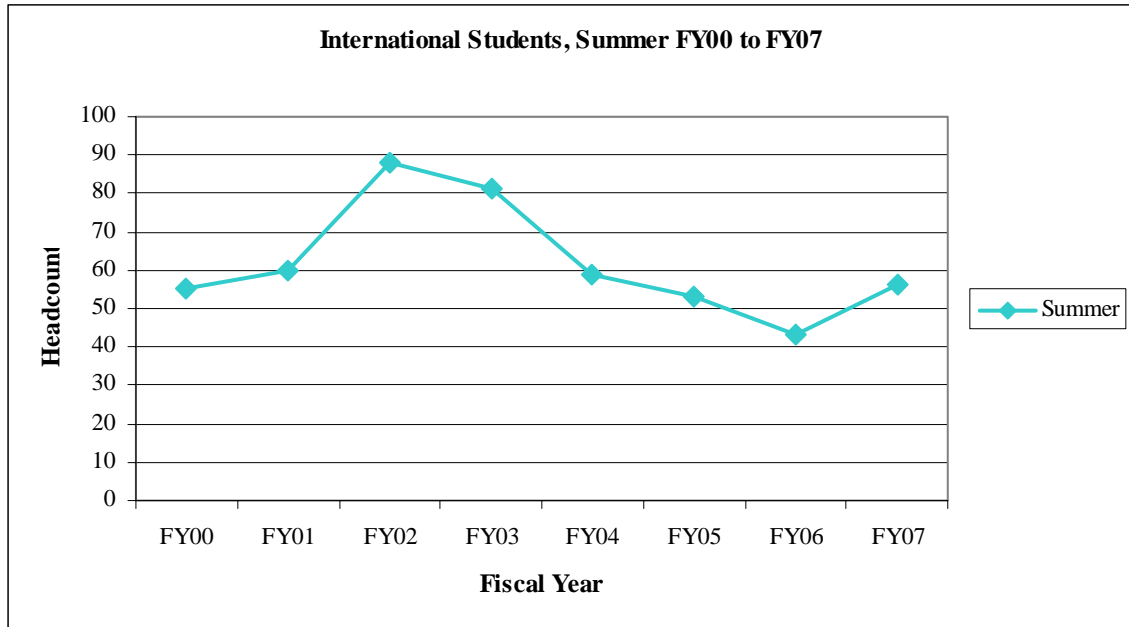


Chart 2: International Students, Fall Semesters FY00 – FY07

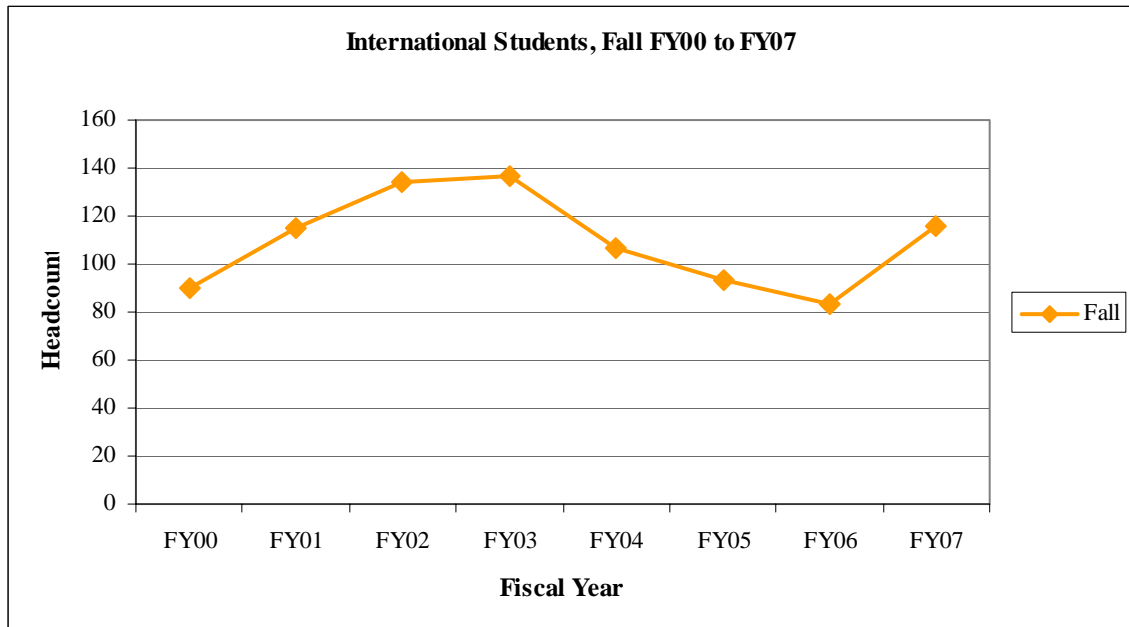


Chart 3: International Students, Spring Semesters FY00 – FY07

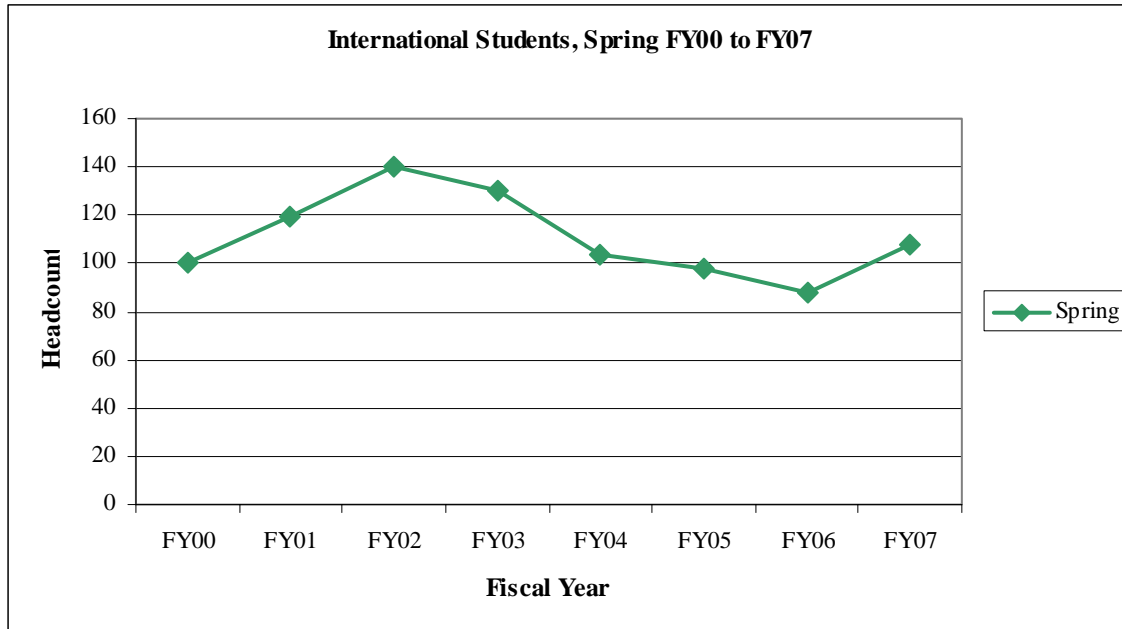


Chart 4: International Students, Unduplicated Annual Headcount FY00 –FY07

