



Harper College  
Survey of 2000 and 2001 Graduates

*Prepared by the Office of Research  
- Teaming to Serve Research Needs of the College -  
October 21, 2003*

## **Executive Summary**

- Response rates were 25% for 2000 graduates, and 20% for 2001 graduates. Because response rates are low, results are suggestive rather than definitive concerning perceptions of Harper graduates.
- Overall graduate perceptions of Harper from year to year are similar and positive. 95% of the Harper graduates would recommend Harper College to friends and family and 80% would take further courses at Harper. Graduate open-responses reinforce the quantitative data.
- Graduate perceptions of the convenience of Web-based classes have risen dramatically over the past three years. Graduate perceptions of Internet-based classes are overtaking those of traditional classroom-based classes.
- Nearly 50% of responding Harper Graduates enroll in college after graduating from Harper. Roosevelt University and Northern Illinois University are their most frequent destinations.
- Even with many graduates enrolled in full-time degree programs, Over 75% of responding Harper graduates are employed.
- Many Harper graduates do not use the College's career counseling and transfer advising services. Many responding graduates comment that they have had negative experiences with these services. Additional quantitative results show that 40% of graduate respondents who pursued further education were unable to transfer all of their credits with over half saying that Harper classes transferred only as electives.
- Minority perceptions of Harper College and its services are very similar to those of white students. The absence of perceptual difference among students reflects well on Harper's efforts to be an inclusive, multi-cultural institution.
- There exist significant differences in the perceptions and needs of young adult and adult graduates in both 2000 and 2001, largely due to their differing life experiences and lifestyles. Adults are more likely to seek specific, career-related educational programs. Young adults are more likely to take classes for transfer to a four-year institution.
- Female respondents to the 2001 graduate survey were significantly more positive about Harper College than male graduates. However, these preferences did not appear among the 2000 survey results. This shift may be attributable to one or more societal events including but not limited to: the events of 9/11 and the war on terrorism, the Iraq War, the Harper strike, and the continuing macroeconomic downturn.

## Table of Contents

Executive Summary.....	2
Index of Tables .....	4
Introduction.....	6
Methodology.....	6
Summary of Findings .....	8
Overall Survey Results .....	12
Segmentation of 2001 Harper Graduates.....	29
Segmentation of 2000 Harper Graduates.....	41
2001 Graduate Survey Open-ended Responses .....	48
2000 Graduate Survey Open-ended Responses .....	85
Graduate Survey Forms .....	130

## Index of Tables

Table 1: Survey Response Rates for 1999-2001.....	6
Table 2: Ethnicity, Age Group, and Gender of Graduates .....	6
Table 3: Significant differences among groups by survey section.....	7
Table 4: What was your primary objective when you attended Harper College? .....	12
Table 5: To what extent were you successful in achieving your educational objective? ..	12
Table 6: Do you plan to continue your education in the future? .....	13
Table 7: What is the highest degree you plan to earn? * .....	13
Table 8: Please rate how your education at Harper College helped you in each of the following areas: .....	14
Table 9: Please rate the instruction at Harper College: .....	16
Table 10: How would you rate the following programs and services at Harper College in terms of how they met your needs as a student? .....	17
Table 11: How would you rate the convenience of the courses taken in terms of their location? .....	20
Table 12: Which of the following best describes your current educational status? .....	22
Table 13: How would you describe your current major? .....	22
Table 14: How would you rate your Harper education in terms of how well it prepared you for continuing your education? .....	22
Table 15: Did all of your Harper College credits transfer to your current institution? .....	23
Table 16: What was the main reason for Harper College credits failing to transfer? .....	23
Table 17: Have you taken additional courses at Harper College since receiving your degree or certificate? .....	23
Table 18: What type of courses have you taken? * .....	23
Table 19: Which institution do you currently attend? * .....	24
Table 20: How would you describe your current employment status? .....	25
Table 21: When did you obtain your current job? .....	25
Table 22: How would you describe your job in terms of your major at Harper? .....	25
Table 23: How would you rate your Harper education in terms of how well it prepared you for performing your current job? .....	26
Table 24: How did your Harper College education help you? .....	26
Table 25: How satisfied are you with your present job? .....	26
Table 26: Mark the range that best describes your annual gross income: .....	27
Table 27: Graduate Preferences .....	28
Table 28: What was your primary objective when you attended Harper College? .....	29
Table 29: To what extent were you successful in achieving your educational objective? ..	29
Table 30: Do you plan to continue your education in the future? .....	30
Table 31: What is the highest degree you plan to earn? * .....	30
Table 32: Please rate how your education at Harper College helped you in each of the following areas: .....	30
Table 33: Please rate how your education at Harper College helped you in each of the following areas: .....	31
Table 34: Please rate the instruction at Harper College: .....	32
Table 35: How would you rate the following programs and services at Harper College in terms of how they met your needs as a student? .....	33

Table 36: How would you rate the following programs and services at Harper College in terms of how they met your needs as a student? .....	33
Table 37: How would you rate the following programs and services at Harper College in terms of how they met your needs as a student? .....	34
Table 38: Harper main campus (Palatine) .....	35
Table 39: Web or Internet based (from home or office).....	35
Table 40: Education Characteristics .....	36
Table 41: Which of the following best describes your current educational status? .....	36
Table 42: Did all of your Harper College credits transfer to your current institution? .....	36
Table 43: Employment Characteristics.....	37
Table 44: How would you describe your current employment status? .....	37
Table 45: When did you obtain your current job? .....	38
Table 46: How would you describe your job in terms of your major at Harper? .....	38
Table 47: Mark the range that best describes your annual gross income:.....	39
Table 48: Would you recommend Harper College to your friends and family? .....	40
Table 49: Would you return to Harper College for educational or personal enrichment courses in the near future? .....	40
Table 50: What was your primary objective when you attended Harper College? .....	41
Table 51: What is the highest degree you plan to earn? * .....	41
Table 52: Harper main campus (Palatine) .....	42
Table 53: Education Characteristics .....	43
Table 54: How would you describe your current educational status? .....	43
Table 55: How would you rate your Harper education in terms of how well it prepared you for continuing your education? .....	44
Table 56: Did all of your Harper College credits transfer to your current institution? .....	44
Table 57: Have you taken additional courses at Harper College since receiving your degree or certificate?.....	44
Table 58: What type of courses have you taken? .....	45
Table 59: Employment Characteristics.....	46
Table 60: How would you describe your current employment status? .....	46
Table 61: When did you obtain your current job? .....	46
Table 62: How would you describe your job in terms of your major at Harper? .....	47
Table 63: Mark the range that best describes your annual gross income:.....	47

## Introduction

Since spring of 2000, Harper College has conducted an annual survey of the previous year's graduates. The survey was designed to measure graduate satisfaction with the college and its programs. In 2001, the instrument underwent significant redesign. Earlier data is largely incompatible with the data from the 2000 and 2001 graduates. This report provides results from the revised surveys administered to 2000 and 2001 graduates. Where comparable, data from the 1999 survey is also provided. Open-ended responses and copies of the 2000 and 2001 surveys are included in the Appendix.

## Methodology

The Office of Research mails surveys to Harper College graduates annually. Each year's mailing occurs approximately one year after graduation. Table 1 shows historical survey response rates for the period 1999-2001.

**Table 1: Survey Response Rates for 1999-2001**

	1999 Graduates	2000 Graduates	2001 Graduates
Surveys Distributed	1220	1257	1227
Surveys Received	279	317	247
Response Rate	22.9%	25.2%	20.1%

Due to low response rates, the results discussed throughout this report should be considered suggestive rather than definitive. With regard to age, there were no graduating students in the FTIC (18 and under) category. With regard to ethnicity, minority graduates were aggregated for comparison purposes to white graduates. An analysis of the demographic characteristics of the responding graduates indicates that the sample is very similar to the graduate population in terms of age and ethnicity. However, the sample did manifest gender bias in both 2000 and 2001: females were more likely to respond to the survey, and as a result are over represented in the sample of respondents. Table 2 summarizes demographic characteristics for the 2000 and 2001 Graduate Surveys.

**Table 2: Ethnicity, Age Group, and Gender of Graduates**

	2000 Graduates						2001 Graduates					
	Respondents		Non-Respondents		Total		Respondents		Non-Respondents		Total	
	N	%	N	%	N	%	N	%	N	%	N	%
<b>Ethnicity</b>												
Asian	34	10.7	88	9.5	122	9.8	11	4.5	38	3.9	49	4.0
African-American	5	1.6	18	1.9	23	1.8	4	1.6	22	2.2	26	2.1
Hispanic	12	3.8	63	6.8	75	6.0	14	5.7	53	5.4	67	5.5
White	259	81.7	747	80.3	1006	80.7	197	79.8	733	74.8	930	75.8
International	3	.9	14	1.5	17	1.4	4	1.6	7	.7	11	.9
Other/Unknown	4	1.2			4	.3	17	6.9	127	12.9	144	11.7
<b>TOTAL</b>	317	100.0	930	100.0	1247	100.0	247	100.0	980	100.0	1227	100.0

**Table 2: Cont'd**

	2000 Graduates						2001 Graduates					
	Respondents		Non-Respondents		Total		Respondents		Non-Respondents		Total	
	N	%	N	%	N	%	N	%	N	%	N	%
<b>Age Group</b>												
FTIC (18 & under)												
Young Adult (19-24)	122	40.5	383	40.5	505	40.5	127	51.4	460	46.9	587	47.8
Adult (25 & Over)	179	59.5	561	59.5	740	59.5	120	48.6	520	53.1	641	52.2
<b>TOTAL</b>	<b>301</b>	<b>100.0</b>	<b>946</b>	<b>100.0</b>	<b>1247</b>	<b>100.0</b>	<b>247</b>	<b>100.0</b>	<b>980</b>	<b>100.0</b>	<b>1227</b>	<b>100.0</b>
<b>Gender</b>												
Female	226	71.3	548	58.9	774	62.1	181	73.3	642	65.5	823	67.1
Male	74	23.3	399	41.1	473	37.9	66	26.7	338	34.5	404	32.9
<b>TOTAL</b>	<b>317</b>	<b>100.0</b>	<b>930</b>	<b>100.0</b>	<b>1247</b>	<b>100.0</b>	<b>247</b>	<b>100.0</b>	<b>980</b>	<b>100.0</b>	<b>1227</b>	<b>100.0</b>

- Female respondents had a significantly higher response rate than their male counterparts.
- In 2001, the percentage of adult graduates shrank. This reflects a typical trend among adults seeking to conserve financial resources during trying economic times.

The survey is a 34-item instrument, including both open and fixed response questions. These questions are broken down into 4 thematic sections.

- Section A collected responses from all graduates about various aspects of their Harper experience.
- Section B focused on the impact of Harper on those graduates who continued their education.
- Section C focused on the impact of Harper on those graduates who were employed at least part time.
- Section D asked all graduates whether they would return to Harper and whether they would recommend Harper.

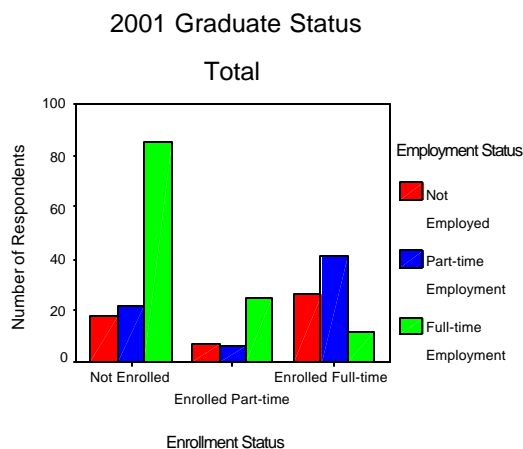
**Table 3: Significant differences among groups by survey section**

	2000 Graduates					2001 Graduates				
	Survey Section					Survey Section				
	A	B	C	D	TOTAL	A	B	C	D	TOTAL
Ethnicity		3			3	3		1		4
Age	4	2	4		10	7	2	4	1	14
Gender		1			1	13		2	1	16
<b>TOTAL</b>	<b>4</b>	<b>6</b>	<b>4</b>		<b>14</b>	<b>23</b>	<b>2</b>	<b>7</b>	<b>2</b>	<b>34</b>

Analysis of the data reveals a greater number of statistically significant differences among groups of 2001 graduates as compared to 2000 graduates. This is almost wholly attributable to Section A items and specifically attributable to differential gender responses among the 2001 graduates that will be discussed in the next section.

## Summary of Findings

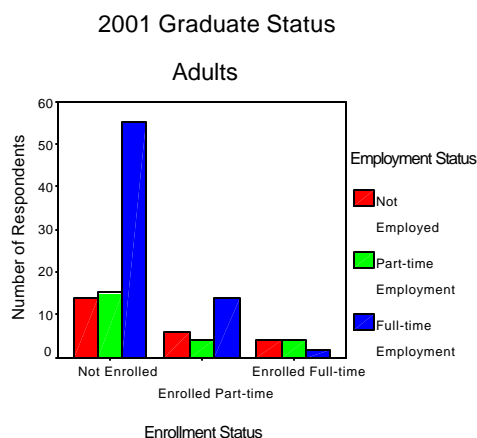
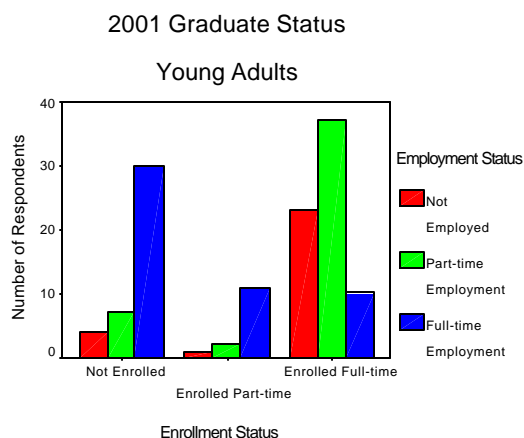
This report contains three parts. The first examines overall responses to survey questions. The second part examines significant differences among gender, age, and racial subgroups in the 2000 and 2001 respondents. The final part provides a detailed listing of open-ended responses provided by respondents in 2000 and 2001. Overall, Harper graduates favored Harper College and its services in most areas. Graduate preferences were similar for the three years shown in this report. Harper graduates sought education primarily for transfer to another program and secondarily for vocational reasons. Continuing enrichment was cited as a reason by less than seven percent of responding graduates (Table 4). Overall, a narrow majority of responding Harper graduates continued to be enrolled in college classes after their graduation from Harper.



Graduate respondents have apparently embraced Web-based and Internet classes evidenced by higher accessibility ratings and growing participation numbers (Table 11). Furthermore, more 2001 graduates evaluated the Internet-based class location than the Northeast Center location and gave the former more favorable ratings. Maturing technologies, improved teaching methodologies, and growing acceptance and adoption of on-line learning have all contributed to this perception.

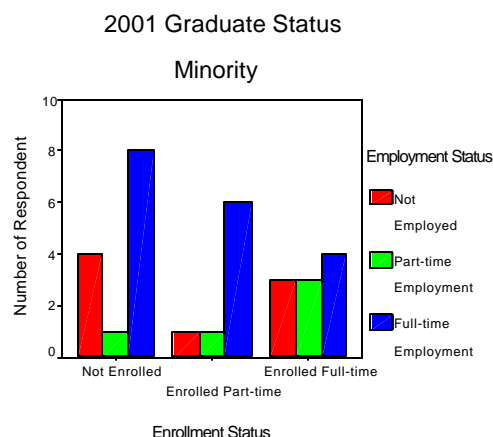
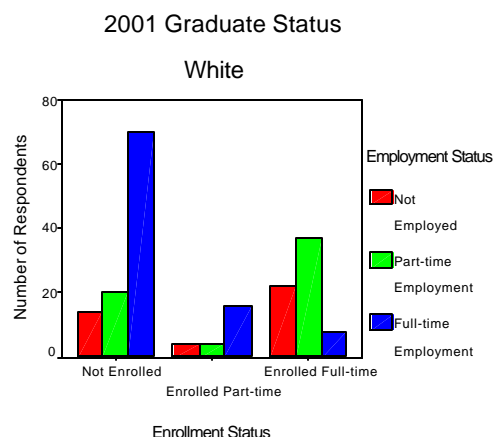
Differences among age groups are consistent in the responses for 2000 and 2001 graduates. Adult graduates tend to be more successful in planning their education around well-defined achievements and goals (Tables 28 and 50). They report fewer problems with transferring credit (Table 42), are more likely to be employed full-time (Tables 43 and 59) and their education is more likely to be related to their occupation (Tables 46 and 62). In contrast, young adult graduates are far more likely to transfer to a four-year school (Table 28 and 50), are more interested in pursuing more general advanced studies (Tables 31 and 51), and have a lower average income (Tables 47 and 63). In addition a minority of young adults directly enter the workforce upon graduation.





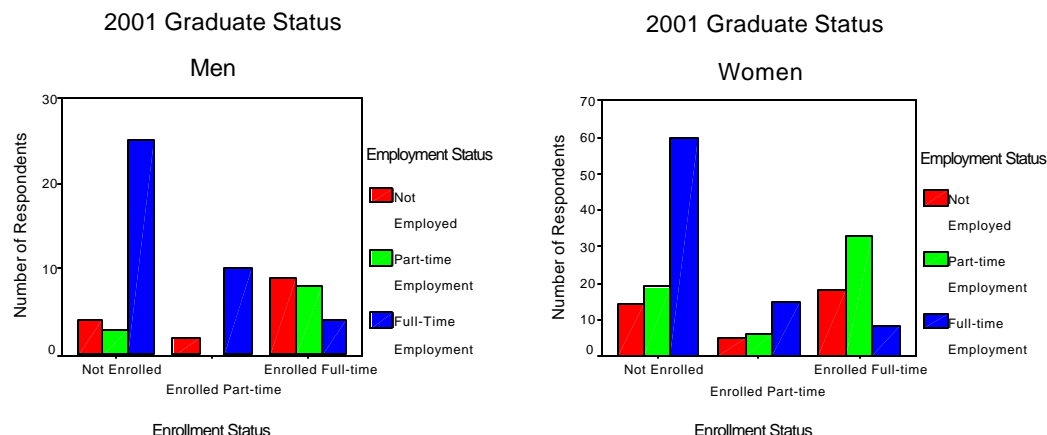
The varying preferences and characteristics of genders and ethnicities are less clear. Harper graduate groups manifest a variety of tendencies, not all of which are easily explained. Additionally, substantial differences exist between the responses of 2000 and 2001 graduates. These differences may be attributable to impact of societal stress caused by international tension, economic distress, and the Harper strike. Whether these shifts represent a more fundamental trend is unknown at this time; future analysis may provide insight into this matter.

There are few differences of opinion among white and minority students. However, one key difference among 2001 graduates concerns their views of Internet and Web-based learning. Minorities view this type of instruction as being significantly more inconvenient than do white students (Table 39). Possibly, this is due to limited off-campus access to technology among minorities. Minority graduates are also more likely to be employed while enrolled in their further educational endeavors.



The most striking group differences observed were among gender groups in the 2001 survey. Indeed, significant differences among male and female respondents exist more frequently than for other groupings. When asked about Harper's ability to provide education (Table 32), instruction (Table 34), and services (Table 37), differences between

male and female graduates' responses were highly significant: female graduates were consistently more positive about Harper than male graduates. It is unlikely that the sample gender bias is responsible for these findings, as a similar bias exists in both the 2000 and 2001 survey pool. Responding female graduates were also more likely to be employed part-time than their male counterparts, whatever their enrollment status.



One area of concern identified by the respondents is student counseling services, encompassing career planning and placement, transfer counseling, and course recommendations. These services appear to receive lower satisfaction ratings than other college services (Table 10). It should be noted that over half of responding graduates did not use the service at all. The qualitative information contained in the open-response section sheds additional light on the quantitative data. Some graduates note that counseling services suffers from poor availability, a lack of training, bad guidance and inconsistent advice.

Make them more readily available. To see a counselor, I had to wait nearly 2 hours. This is unacceptable when you have a full time job.

Almost 2 years ago I went to the athletic advising office in M building. I wanted to transfer to U of I in Champaign. The advisor told me I would not get in and to find another college. I was admitted in to the University in 2002 after graduating from Harper. Good thing I didn't listen to him.

Some graduates were unable to transfer classes that they were specifically told would transfer to four-year institutions. There are other reports that counselors are unaware of the transferability of classes to various schools, causing some Harper graduates to discover that their four-year plans have become five-year plans.

The academic advising services needs to advise students upon the correct classes to take which will transfer. I had thought keeping the same advisor would make the transfer easier but it turned my 4 year plan into a 5 year plan.

I spoke to a few different counselors, and each one told me contradicting things about quality of transfer schools and which classes transfer.

However, there were at least as many positive comments, with graduates complimenting the counselors on their helpfulness and professionalism.

XXXXXX [one of the counselors], she was absolutely fantastic!! I changed my mind in careers several times and each time XXXXXX was there, just as supportive as the first time she helped. XXXXXX excelled in her career as she was supportive academically and personally

The academic advising was great. XXXXXX helped me from the beginning and truly went out of his way to help me with my course selections and finding my major.

I was able to transfer to a 4 year college and have all credits transfer.

Cheap, close to home, transfer with Associate to a university, enjoyed most professors and found two academic advisors super helpful.

Graduates leave Harper with a very favorable perception of Harper (Table 27). Graduates are likely to return to Harper for further classes and recommend Harper to friends and relatives. This positive “word-of-mouth” is a potent enrollment asset. This generally positive assessment is strongly backed by the overall results and findings of the surveys.

## Overall Survey Results

### Section A: General Graduate Impressions

**Table 4: What was your primary objective when you attended Harper College?**

	1999 Graduates		2000 Graduates		2001 Graduates	
	N	%	N	%	N	%
Transfer to a four year institution	109	48.7	148	47.7	119	49.4
Prepare to enter the work force	31	13.8	41	13.2	44	18.3
Improve skills for current job	28	12.5	27	8.7	19	7.9
Prepare to change careers	38	17.0	59	19.0	33	13.7
Personal enrichment	11	4.9	19	6.1	16	6.6
Other	7	3.1	16	5.2	10	4.1
Subtotal for answers 2-4 (career)	97	43.3	127	40.9	96	39.9
TOTAL	224	100.0	310	100.0	245	100.0

- Among 2000 and 2001 graduates, the “Prepare to enter the workforce” and “Prepare to change careers” response percentages reversed. This may be attributable to the challenging labor market as risk-averse working individuals seek to retain their existing employment rather than seek new employment opportunities.
- The total for job-related educational goals: “Prepare to enter the workforces”, “Improve skills for current job”, and “Prepare to change careers” remained steady among all responding graduate cohorts.

Answers for Table 5 were rated on a four-point scale as follows: “Very successful” (4), “Successful” (3), “Somewhat successful” (2), and “Not at all successful” (1).

**Table 5: To what extent were you successful in achieving your educational objective?**

	2000 Graduates		2001 Graduates	
	N	%	N	%
Very successful	162	59.1	149	68.7
Successful	80	29.2	44	20.3
Somewhat successful	30	10.9	18	8.3
Not at all successful	2	.7	6	2.8
TOTAL	274	100.0	217	100.0
Mean		3.4		3.5
Standard deviation		.72		.76

- Harper graduates believe themselves to be successful in achieving their educational goals.

**Table 6: Do you plan to continue your education in the future?**

	<b>1999 Graduates</b>		<b>2000 Graduates</b>		<b>2001 Graduates</b>	
	N	%	N	%	N	%
Yes	276	89.9	280	88.9	212	86.5
No	31	10.1	35	11.1	33	13.5
<b>TOTAL</b>	<b>307</b>	<b>100.0</b>	<b>315</b>	<b>100.0</b>	<b>245</b>	<b>100.0</b>

- Most Harper graduates intend to continue their education and the percentage of graduates planning to continue their education is fairly stable from year-to-year.

**Table 7: What is the highest degree you plan to earn? \***

	<b>1999 Graduates</b>		<b>2000 Graduates</b>		<b>2001 Graduates</b>	
	N	%	N	%	N	%
Bachelor's Degree	108	40.8	93	40.1	85	46.2
Master's Degree	115	43.4	106	45.7	72	39.1
Doctorate Degree	17	6.4	13	5.6	13	7.1
Professional Degree	25	9.4	20	8.6	14	7.6
Not responding	42	13.7	83	26.3	61	24.9
<b>TOTAL</b>	<b>265</b>	<b>100.0</b>	<b>232</b>	<b>100.0</b>	<b>184</b>	<b>100.0</b>

\*Of respondents seeking to continue their education

- Most Harper graduates plan to earn a Bachelor's or Master's degree.
- 2001 graduates were the first class for whom a Bachelor's degree was more frequently aspired to than a Master's degree.
- In 2000 and 2001, a quarter of Harper graduates plan to continue their education but not seek an additional degree while this was true of only a sixth of 1999 graduates.

For Table 8, answers were rated on a four-point scale as follows: “Extremely helpful” (4), “Helpful” (3), “Not very helpful” (2), and “Not at all helpful” (1).

**Table 8: Please rate how your education at Harper College helped you in each of the following areas:**

	<b>1999 Graduates</b>		<b>2000 Graduates</b>		<b>2001 Graduates</b>	
	N	%	N	%	N	%
<b>Ability to verbally communicate effectively</b>						
Extremely helpful	61	20.3	86	27.7	76	31.4
Helpful	204	67.8	191	61.4	141	58.3
Not very helpful	24	8.0	29	9.3	20	8.3
Not helpful at all	12	4.0	5	1.6	5	2.1
TOTAL	301	100.0	311	100.0	242	100.0
Mean		3.0		3.1		3.2
Standard deviation		.66		.64		.67
<b>Ability to communicate in writing effectively</b>						
Extremely helpful	71	23.7	90	28.9	72	29.9
Helpful	191	63.7	184	59.2	146	60.6
Not very helpful	26	8.7	31	10.0	20	8.3
Not helpful at all	12	4.0	6	1.9	3	1.2
TOTAL	300	100.0	311	100.0	241	100.0
Mean		3.1		3.1		3.2
Standard deviation		.69		.65		.63
<b>Ability to understand scientific concepts</b>						
Extremely helpful	67	22.8	74	24.0	48	20.3
Helpful	141	48.0	168	54.5	144	61.0
Not very helpful	56	19.0	53	17.2	30	12.7
Not helpful at all	30	10.2	13	4.2	14	5.9
TOTAL	294	100.0	308	100.0	236	100.0
Mean		2.8		2.9		3.0
Standard deviation		.89		.76		.75
<b>Ability to explain and apply scientific method*</b>						
Extremely helpful			77	24.9	47	19.7
Helpful			157	50.8	136	57.1
Not very helpful			60	19.4	38	16.0
Not helpful at all			15	4.9	17	7.1
TOTAL			309	100.0	238	100.0
Mean				3.0		2.9
Standard deviation				.80		.80
<b>Ability to appreciate other points of view</b>						
Extremely helpful	80	26.7	114	36.7	86	35.8
Helpful	179	59.7	167	53.7	132	55.0
Not very helpful	32	10.7	26	8.4	20	8.3
Not helpful at all	9	3.0	4	1.3	2	.8
TOTAL	300	100.0	311	100.0	240	100.0
Mean		3.1		3.3		3.3
Standard deviation		.70		.66		.64

**Table 8: Cont'd**

	<b>1999 Graduates</b>		<b>2000 Graduates</b>		<b>2001 Graduates</b>	
	N	%	N	%	N	%
<b>Ability to appreciate diversity and other cultures</b>						
Extremely helpful	69	23.4	106	34.3	88	37.1
Helpful	147	49.8	154	49.8	106	44.7
Not very helpful	61	20.7	39	12.3	38	16.0
Not helpful at all	18	6.1	10	3.2	5	2.1
TOTAL	295	100.0	309	100.0	237	100.0
Mean		2.9		3.1		3.2
Standard deviation		.82		.76		.77
<b>Ability to identify, develop, and solve quantitative problems</b>						
Extremely helpful	61	20.9	58	19.0	52	21.8
Helpful	153	52.4	202	66.0	134	56.3
Not very helpful	44	15.1	37	12.1	39	16.4
Not helpful at all	34	11.6	9	2.9	13	5.5
TOTAL	292	100.0	306	100.0	238	100.0
Mean		2.8		3.0		2.9
Standard deviation		.89		.65		.77
<b>Ability to use computers and technology</b>						
Extremely helpful	74	24.9	76	24.5	66	27.4
Helpful	137	46.1	149	48.1	120	49.8
Not very helpful	59	19.9	67	21.6	40	16.6
Not helpful at all	27	9.1	18	5.8	15	6.2
TOTAL	297	100.0	310	100.0	241	100.0
Mean		2.9		2.9		3.00
Standard deviation		.89		.83		.83

\*1999 instrument did not include a comparable question.

- The percentage of responding graduates who view their Harper education as “Helpful” or “Extremely helpful” has increased in all categories over the three years studied.
- Responding Harper graduates note that Harper has had the greatest impact in helping them appreciate other points of view.

For Table 9 answers were rated on a four-point scale as follows: “Excellent” (4), “Good” (3), “Average” (2), and “Poor” (1).

**Table 9: Please rate the instruction at Harper College:**

	<b>1999 Graduates</b>		<b>2000 Graduates</b>		<b>2001 Graduates</b>	
	N	%	N	%	N	%
<b>Class size</b>						
Excellent	122	39.6	117	37.3	102	41.8
Good	129	41.9	141	44.9	106	43.4
Average	51	16.6	51	16.2	29	11.9
Poor	6	1.9	5	1.6	7	2.9
Not applicable	3	1.0	1	.3	1	.4
TOTAL	308	100.0	314	100.0	245	100.0
Mean		3.2		3.2		3.2
Standard deviation		.78		.75		.77
<b>Quality of instruction</b>						
Excellent	124	39.9	124	39.2	98	40.3
Good	135	43.4	149	47.2	115	47.3
Average	43	13.8	38	12.0	26	10.7
Poor	9	2.9	5	1.6	4	1.6
Not applicable					1	.4
TOTAL	311	100.0	316	100.0	244	100.0
Mean		3.2		3.2		3.3
Standard deviation		.78		.72		.71
<b>Course content</b>						
Excellent	94	30.3	107	33.9	89	36.3
Good	155	50.0	172	54.4	124	50.6
Average	54	17.4	33	10.4	27	11.0
Poor	7	2.3	4	1.3	3	1.2
Not applicable					1	.4
TOTAL	310	100.0	316	100.0	244	100.0
Mean		3.1		3.2		3.2
Standard deviation		.75		.67		.69
<b>Fairness of grading</b>						
Excellent	106	34.1	100	31.6	91	37.1
Good	156	50.2	157	49.7	118	48.2
Average	44	14.1	53	16.8	28	11.4
Poor	5	1.6	6	1.9	4	1.6
Not applicable					2	.8
TOTAL	311	100.0	316	100.0	243	100.0
Mean		3.2		3.1		3.2
Standard deviation		.72		.74		.71
<b>Faculty teaching ability</b>						
Excellent	129	41.6	133	42.2	103	42.6
Good	123	39.7	129	41.0	101	41.7
Average	47	15.2	43	13.7	33	13.6
Poor	11	3.5	10	3.2	5	2.1
Not applicable					1	.4
TOTAL	310	100.0	315	100.0	243	100.0
Mean		3.2		3.2		3.2
Standard deviation		.82		.80		.76



**Table 9: Cont'd**

	<b>1999 Graduates</b>		<b>2000 Graduates</b>		<b>2001 Graduates</b>	
	N	%	N	%	N	%
<b>Faculty concern for students</b>						
Excellent	109	35.2	123	39.5	100	41.3
Good	122	39.4	117	37.6	89	36.8
Average	65	21.0	57	18.3	45	18.6
Poor	14	4.5	14	4.5	8	3.3
Not applicable	1	.3	5	1.6	2	.8
TOTAL	310	100.0	312	100.0	243	100.0
Mean		3.1		3.1		3.2
Standard deviation		.86		.83		.84
<b>Faculty availability</b>						
Excellent	106	34.5	112	35.9	103	42.9
Good	110	35.8	134	42.9	93	38.8
Average	77	25.1	53	17.0	43	17.9
Poor	14	4.6	13	4.1	1	.4
Not applicable	4	1.3	3	.9	4	1.6
TOTAL	307	100.0	312	100.0	244	100.0
Mean		3.0		3.1		3.2
Standard deviation		.88		.83		.75

- Graduates rated Harper College as very “good” with an overall mean of 3.2, (alpha reliability=0.82).
- Graduates’ perceptions of faculty availability have steadily improved.
- Quality of instruction received the best rating from 2001 graduates.

For Table 10 answers were rated on a four-point scale as follows: “Excellent” (4), “Good” (3), “Average” (2), and “Poor” (1). The 2000 and 2001 surveys replaced the “Not applicable” response with the “Didn’t know it existed” and “Knew about it but didn’t use it” responses.

**Table 10: How would you rate the following programs and services at Harper College in terms of how they met your needs as a student?**

	<b>1999 Graduates</b>		<b>2000 Graduates</b>		<b>2001 Graduates</b>	
	N	%	N	%	N	%
<b>Advising about courses to take for transfer</b>						
Excellent	56	24.7	69	30.4	54	29.5
Good	103	45.4	79	34.8	69	37.7
Average	55	24.2	49	21.6	36	19.7
Poor	13	5.7	30	13.2	24	13.1
Didn’t know it existed			8	2.5	6	2.4
Knew about it but didn’t use it			77	24.3	52	21.3
Not applicable	80	26.1				
TOTAL	227	100.0	235	100.0	241	100.0
Mean		2.9		2.9		2.8
Standard deviation		.84		1.01		1.00

**Table 10: Cont'd**

	<b>1999 Graduates</b>		<b>2000 Graduates</b>		<b>2001 Graduates</b>	
	N	%	N	%	N	%
<b>Assistance with deciding your major or career goal</b>						
Excellent	78	27.3	54	25.2	38	22.6
Good	117	40.9	74	34.6	66	39.3
Average	72	25.2	57	26.6	44	26.2
Poor	19	6.6	29	13.6	20	11.9
Didn't know it existed			6	1.9	11	4.6
Knew about it but didn't use it			93	29.3	62	25.7
Not applicable	23	7.4				
TOTAL	286	100.0	214	100.0	241	100.0
Mean		3.0		2.7		2.7
Standard deviation		.82		.99		.95
<b>Assistance with job placement</b>						
Excellent	42	19.2	19	19.2	14	17.1
Good	94	42.9	25	25.3	28	34.1
Average	68	31.1	34	34.3	19	23.2
Poor	15	6.8	21	21.2	21	25.6
Didn't know it existed			39	12.3	36	15.1
Knew about it but didn't use it			170	53.6	121	50.6
Not applicable	87	28.4				
TOTAL	219	100.0	99	100.0	239	100.0
Mean		2.7		2.4		2.4
Standard deviation		.84		1.03		1.05
<b>Access for the disabled on campus</b>						
Excellent	25	25.8	31	29.5	26	31.0
Good	51	52.6	44	41.9	36	42.9
Average	18	18.6	25	23.8	19	22.6
Poor	3	3.1	5	4.8	3	3.6
Didn't know it existed			10	3.2	7	3.0
Knew about it but didn't use it			194	61.2	143	61.1
Not applicable	204	67.8				
TOTAL	97	100.0	105	100.0	234	100.0
Mean		3.0		3.0		3.0
Standard deviation		.757		.854		.829
<b>Location of the Student Center</b>						
Excellent	48	17.9	53	22.6	39	21.1
Good	110	41.0	99	42.3	95	51.4
Average	84	31.3	66	28.2	40	21.6
Poor	26	9.7	16	6.8	11	5.9
Didn't know it existed			15	4.7	11	4.6
Knew about it but didn't use it			61	19.2	45	18.7
Not applicable	36	11.8				
TOTAL	268	100.0	234	100.0	241	100.0
Mean		2.7		2.8		2.9
Standard deviation		.88		.86		.81

**Table 10: Cont'd**

	<b>1999 Graduates</b>		<b>2000 Graduates</b>		<b>2001 Graduates</b>	
	N	%	N	%	N	%
<b>Usefulness of the student handbook/date book</b>						
Excellent	38	17.0	86	35.0	52	30.2
Good	92	41.3	109	44.3	82	47.7
Average	84	37.7	45	18.3	33	19.2
Poor	9	4.0	6	2.4	5	2.9
Didn't know it existed			16	5.0	25	10.3
Knew about it but didn't use it			52	16.4	46	18.9
Not applicable	85	27.6				
TOTAL	223	100.0	246	100.0	243	100.0
Mean		2.7		3.1		3.0
Standard deviation		.79		.79		.78
<b>Availability of computers for out-of-class use</b>						
Excellent	80	29.0	78	32.9	62	33.9
Good	110	39.9	95	40.1	77	42.1
Average	76	27.5	50	21.1	33	18.0
Poor	10	3.6	14	5.9	11	6.0
Didn't know it existed			18	5.7	12	5.0
Knew about it but didn't use it			58	18.3	45	18.7
Not applicable	30	9.8				
TOTAL	276	100.0	237	100.0	240	100.0
Mean		2.9		3.0		3.0
Standard deviation		.84		.88		.87
<b>Admissions*</b>						
Excellent			76	24.5	68	29.2
Good			159	51.3	121	51.9
Average			67	21.6	38	16.3
Poor			8	2.6	6	2.6
Didn't know it existed					3	1.3
Knew about it but didn't use it			3	.9	5	2.1
Not applicable						
TOTAL			310	100.0	233	100.0
Mean				3.0		3.1
Standard deviation				.75		.74
<b>Registration procedures</b>						
Excellent	93	30.2	89	28.5	74	30.8
Good	148	48.1	149	47.8	109	45.4
Average	52	16.9	63	20.2	48	20.0
Poor	15	4.9	11	3.5	9	3.8
Didn't know it existed						
Knew about it but didn't use it			2	.6	2	.8
Not applicable	1	.3				
TOTAL	308	100.0	312	100.0	242	100.0
Mean		3.0		3.0		3.0
Standard deviation		.82		.79		.81

\*No comparable question existed on 1999 instrument.

- Graduates were pleased overall with Harper programs and services.
- While most facets of Harper instruction were deemed at least “good” by respondents, graduate perceptions of major/career counseling and job placement

were more negative. Moreover, graduate perceptions of job placement assistance are quite varied.

- The majority of graduate respondents did not use Harper job placement assistance.
- The responses of Harper graduates showed an increasingly favorable trend with regard to the location of the Student Center.

For Table 11 answers were rated on a three-point scale as follows: “Very convenient” (3), “Convenient” (2), and “Not Convenient” (1). The 2001 survey also included an option to respond “Not applicable.”

**Table 11: How would you rate the convenience of the courses taken in terms of their location?**

	1999 Graduates		2000 Graduates		2001 Graduates	
	N	%	N	%	N	%
<b>Harper main campus (Palatine)</b>						
Very convenient	214	69.9	211	67.2	159	67.7
Convenient	82	26.8	96	30.6	67	28.5
Not convenient	10	3.3	7	2.2	9	3.8
Not applicable*					2	.8
TOTAL	306	100.0	317	100.0	237	100.0
Mean		2.7		2.6		2.6
Standard deviation		.54		.52		.56
<b>Northeast center (Wheeling)</b>						
Very convenient	41	24.8	37	19.2	18	36.0
Convenient	41	24.8	69	35.8	20	40.0
Not convenient	83	50.3	87	45.1	12	24.0
Not applicable*					168	77.1
TOTAL	165	100.0	193	100.0	218	100.0
Mean		1.7		1.7		2.1
Standard deviation		.83		.76		.77
<b>Web or Internet based (from home or office)</b>						
Very convenient	38	27.1	82	44.6	41	58.6
Convenient	54	38.6	65	35.3	25	35.7
Not convenient	48	34.3	37	20.1	4	5.7
Not applicable*					147	67.7
TOTAL	140	100.0	184	100.0	217	100.0
Mean		1.9		2.2		2.5
Standard deviation		.78		.77		.61
<b>Other</b>						
Very convenient	7	13.7	14	38.9	14	73.7
Convenient	5	9.8	6	16.7	5	26.3
Not convenient	39	76.5	16	44.4		
Not applicable*					100	84.0
TOTAL	51	100.0	36	100.0	119	100.0
Mean		1.4		2.0		2.7
Standard deviation		.72		.92		.45

\*New response option on 2001 instrument

- Web-based or Internet classes are identified by graduates as “Very Convenient” or “Convenient” more frequently than the Harper main campus. Improving

perceptions of Web-based and Internet classes may be attributable to the maturing technology base used to offer such classes.

- The introduction of the “not applicable” response has refined the composition of graduate responses and creates more meaningful measures.

## Section B: Impressions of Enrolled Graduates

Section B was completed by graduates enrolled in college at the time of the survey.

**Table 12: Which of the following best describes your current educational status?**

	1999 Graduates		2000 Graduates		2001 Graduates	
	N	%	N	%	N	%
Full-time student	96	55.5	88	61.5	81	68.1
Part-time student	77	44.5	55	38.5	38	31.9
TOTAL	173	100.0	144	100.0	119	100.0

- A steadily growing percentage of Harper graduates that are subsequently enrolled in college are pursuing full-time studies.

**Table 13: How would you describe your current major?**

	1999 Graduates		2000 Graduates		2001 Graduates	
	N	%	N	%	N	%
Same as my Harper major	67	39.6	51	35.9	40	34.2
Related to my Harper major	62	36.7	65	45.8	46	39.3
Entirely new area	40	23.7	26	18.3	31	26.5
TOTAL	169	100.0	142	100.0	117	100.0

- Most Harper graduates pursue a major that is the same as or similar to their Harper major.

Answers for Table 14 were rated on a four-point scale as follows: “Excellent” (4), “Good” (3), “Average” (2), and “Poor” (1).

**Table 14: How would you rate your Harper education in terms of how well it prepared you for continuing your education?**

	2000 Graduates		2001 Graduates	
	N	%	N	%
Excellent	64	44.8	57	47.9
Good	67	46.9	47	39.5
Average	11	7.7	15	12.6
Poor	1	.7		
TOTAL	143	100.0	119	100.0
Mean		3.4		3.3
Standard deviation		.65		.70

- Most Harper graduates feel well prepared by their Harper education.

**Table 15: Did all of your Harper College credits transfer to your current institution?**

	1999 Graduates		2000 Graduates		2001 Graduates	
	N	%	N	%	N	%
Yes	99	62.3	81	59.1	70	60.9
No	60	37.7	56	40.9	45	39.1
TOTAL	159	100.0	137	100.0	115	100.0

- Close to forty percent of responding graduates report that at least some credits did not transfer. It may be important to bear in mind, however, that some of these classes may have been ESL or developmental courses, and that these classes do not transfer as college credit.

**Table 16: What was the main reason for Harper College credits failing to transfer?**

	1999 Graduates		2000 Graduates		2001 Graduates	
	N	%	N	%	N	%
Some credits would transfer as elective only	30	51.7	36	64.3	24	55.8
Entirely new field of study at transfer institution	7	12.1	3	5.4	2	4.7
Grades were not high enough to earn transfer credit	4	6.9			1	2.3
Other	17	29.3	17	30.4	16	37.2
TOTAL	58	100.0	56	100.0	43	100.0

- Over half of responding graduates reported that they had credits that would only transfer as electives.

**Table 17: Have you taken additional courses at Harper College since receiving your degree or certificate?**

	1999 Graduates		2000 Graduates		2001 Graduates	
	N	%	N	%	N	%
Yes	59	32.8	48	33.6	38	31.9
No	121	67.2	95	66.4	81	68.1
TOTAL	180	100.0	143	100.0	119	100.0

- A third of responding graduates have taken additional classes at Harper since graduating.

**Table 18: What type of courses have you taken? \***

	1999 Graduates		2000 Graduates		2001 Graduates	
	N	%	N	%	N	%
			(317)		(119)	
Credit courses	54	94.7	55	17.3	38	31.9
Continuing education courses	3	5.3			3	2.5
TOTAL	57	100.0				

\*1999 instrument asked for a single reply

- Graduates are more likely to take credit classes than continuing education classes.

**Table 19: Which institution do you currently attend? \***

	1999 Graduates		2000 Graduates		2001 Graduates	
	N	%	N	%	N	%
Columbia College (Chicago)	1	.7	7	5.1	7	6.1
DePaul University	3	2.0	7	5.1	4	3.5
Elmhurst College	2	1.4	7	5.1	4	3.5
Illinois State University	9	6.1	8	5.9	9	7.9
Northeastern Illinois University	5	3.4	7	5.1	6	5.3
Northern Illinois University	28	18.9	15	11.1	12	10.5
Roosevelt University	23	15.5	20	14.8	22	19.3
Other	77	52.0	64	47.4	50	43.8
<b>TOTAL</b>	<b>148</b>	<b>100.0</b>	<b>135</b>	<b>100.0</b>	<b>114</b>	<b>100.0</b>

\*Prior to 2001, the survey instrument asked this question in an open-response format. Based on 1999-2000 results the question was refined to offer either a fixed or an open response.

- “Other” institutions mentioned multiple times in 2001 are: University of Illinois-Champaign/Urbana (6), University of Illinois-Chicago (3), Harper Community College (6), DeVry Institute of Technology (2), and National Lewis University (2).
- The four most popular schools; Roosevelt University, Northern Illinois University, Illinois State University, and Columbia College enroll 43.8% of transferring Harper graduates that responded to the survey.



## Section C: Impressions of Employed Graduates

Section C was completed by graduates employed on a full-time or part-time basis at the time of the survey.

**Table 20: How would you describe your current employment status?**

	1999 Graduates		2000 Graduates		2001 Graduates	
	N	%	N	%	N	%
Full-time	155	66.2	169	69.3	122	63.9
Part-time	79	33.8	75	30.7	69	36.1
TOTAL	234	100.0	244	100.0	191	100.0

- Two thirds of employed Harper graduates work full-time.

**Table 21: When did you obtain your current job?**

	1999 Graduates		2000 Graduates		2001 Graduates	
	N	%	N	%	N	%
Before attending Harper	69	29.6	69	28.8	43	22.8
While attending Harper	73	31.3	75	31.3	48	25.4
After graduating Harper	91	39.1	96	40.0	98	51.9
TOTAL	233	100.0	240	100.0	189	100.0

- A sharply increasing number of Harper graduates are obtaining their present job after graduation. This might be attributable to the difficult labor market.

**Table 22: How would you describe your job in terms of your major at Harper?**

	1999 Graduates		2000 Graduates		2001 Graduates	
	N	%	N	%	N	%
Directly related to my Harper major	94	40.7	96	39.8	76	40.4
Somewhat related to my Harper major	62	26.8	70	29.0	52	27.7
Not at all related to my Harper major	75	32.5	75	31.1	60	31.9
TOTAL	231	100.0	241	100.0	188	100.0

- The relationship between graduates' employment and major has remained steady, in spite of the difficult labor market.

Answers for Table 23 were rated on a four-point scale as follows: “Excellent” (4), “Good” (3), “Average” (2), and “Poor” (1).

**Table 23: How would you rate your Harper education in terms of how well it prepared you for performing your current job?**

	2000 Graduates		2001 Graduates	
	N	%	N	%
Excellent	59	25.4	51	27.1
Good	103	44.4	75	39.9
Average	56	24.1	54	28.7
Poor	14	6.0	8	4.3
TOTAL	232	100.0	188	100.0
Mean		2.9		2.9
Standard deviation		.85		.85

- Over half of Harper graduates rated their Harper education as “good” or “excellent” with regard to how well it prepared them for their current job.

**Table 24: How did your Harper College education help you?**

	1999 Graduates		2000 Graduates		2001 Graduates	
	N (157)	%	N (317)	%	N (191)	%
Obtain present job*			97	30.6	66	34.5
Increase in salary	70	44.6	61	19.2	45	23.6
Promotion	37	23.6	24	7.6	24	12.6
Better position with new employer	49	31.2	44	13.9	33	17.3
Other	79	50.3	61	19.2	55	28.8

\*Answer not on 1999 instrument

- 34% of responding employed graduates attribute their present job to their Harper education.

Answers for Table 25 were rated on a five-point scale as follows: “Very satisfied” (5), “Somewhat satisfied” (4), “Neutral” (3), “Somewhat dissatisfied” (2), and “Very dissatisfied” (1).

**Table 25: How satisfied are you with your present job?**

	1999 Graduates		2000 Graduates		2001 Graduates	
	N	%	N	%	N	%
Very satisfied	98	42.6	100	41.7	79	42.0
Somewhat satisfied	67	29.1	83	34.6	66	35.1
Neutral	40	17.4	35	14.6	30	16.0
Somewhat dissatisfied	17	7.4	12	5.0	11	5.9
Very dissatisfied	8	3.5	10	4.2	2	1.1
TOTAL	230	100.0	240	100.0	188	100.0
Mean		4.0		4.0		4.1
Standard deviation		1.10		1.07		.95

- Job satisfaction levels have remained stable among graduate cohorts for the past three years.

**Table 26: Mark the range that best describes your annual gross income:**

	1999 Graduates		2000 Graduates		2001 Graduates	
	N	%	N	%	N	%
Less than \$14,999	42	18.8	43	18.6	43	23.4
\$15,000 to \$24,000	46	20.5	47	20.3	36	19.6
\$25,000 to \$34,999	53	23.7	54	23.4	41	22.3
\$35,000 or more	83	37.1	87	37.7	64	34.8
TOTAL	222	100.0	231	100.0	184	100.0

- In 2001, the percentage graduates making less than \$15,000 increased sharply. This is likely due to the rise in unemployment.

## Section D: Overall Graduate Preferences

Answers for Table 27 were rated on a five-point scale as follows: “Definitely would” (5), “Probably would” (4), “Uncertain” (3), “Probably would not” (2), and “Definitely would not” (1).

**Table 27: Graduate Preferences**

	<b>1999 Graduates</b>		<b>2000 Graduates</b>		<b>2001 Graduates</b>	
	N	%	N	%	N	%
<b>Would you recommend Harper College to your friends and family?</b>						
Definitely would	233	75.4	219	70.4	175	75.8
Probably would	61	19.7	78	25.1	45	19.5
Uncertain	9	2.9	7	2.3	6	2.6
Probably would not	4	1.3	4	1.3	4	1.7
Definitely would not	2	.6	3	1.0	1	.4
TOTAL	309	100.0	311	100.0	231	100.0
Mean		4.6		4.6		4.7
Standard deviation		.66		.69		.65
<b>Would you return to Harper College for educational or personal enrichment courses in the near future?</b>						
Definitely would	168	54.5	158	51.0	122	53.5
Probably would	75	24.4	81	26.1	64	28.1
Uncertain	37	12.0	43	13.9	22	9.6
Probably would not	21	6.8	22	7.1	15	6.6
Definitely would not	4	2.3	6	1.9	5	2.2
TOTAL	308	100.0	310	100.0	228	100.0
Mean		4.2		4.2		4.2
Standard deviation		1.05		1.04		1.02

- 95% of Harper graduates would recommend Harper College to friends or family.
- 80% of Harper graduates would likely return to Harper College for further education.

## Segmentation of 2001 Harper Graduates

The results of the 2001 survey were analyzed for significance by paired demographic categories defined as follows:

1. Young Adult (Students aged 19-24)  
Adult (Students older than 24)
2. White Non-Hispanic  
Minority (including all other groups)
3. Male  
Female

Statistically significant differences for each category are presented below by question.

### Section A: 2001 Graduate Impressions (Significant Differences)

**Table 28: What was your primary objective when you attended Harper College?**

2001 Graduates	Young Adult		Adult		All	
	N	%	N	%	N	%
Transfer to a four year institution	91	72.8	26	22.8	119	49.0
Prepare to enter the work force	22	17.6	22	19.3	44	18.4
Improve skills for current job	2	1.6	17	14.9	19	7.9
Prepare to change careers	3	2.4	30	26.3	33	13.8
Personal enrichment	3	2.4	13	11.4	16	6.7
Other	4	3.2	6	5.3	10	4.2
Total	125	100.0	114	100.0	239	100.0

- Unsurprisingly, young adult graduates are far more likely to transfer to a four-year institution than adult graduates, while the latter group pursues education for a wide range of reasons.
- Young adults and adults had significantly different responses in 2000 and 2001.

Answers for Table 29 were rated on a four-point scale as follows: “Very successful” (4), “Successful” (3), “Somewhat successful” (2), and “Not at all successful” (1).

**Table 29: To what extent were you successful in achieving your educational objective?**

2001 Graduates	Male		Female		Total	
	N	%	N	%	N	%
Very successful	31	50.0	116	75.8	147	68.4
Successful	18	29.0	26	17.0	44	20.5
Somewhat successful	9	14.5	9	5.9	18	8.4
Not at all successful	4	6.5	2	1.3	6	2.8
TOTAL	62	100.0	153	100.0	215	100.0
Mean		3.2		3.7		3.5
Standard deviation		.93		.65		.76

- Female graduates perceived themselves to be more successful in obtaining their educational objectives than their male counterparts.

**Table 30: Do you plan to continue your education in the future?**

2001 Graduates	Young Adult		Adult		Total	
	N	%	N	%	N	%
Yes	120	96.0	90	76.3	210	86.4
No	5	4.0	28	23.7	33	13.6
TOTAL	125	100.0	118	100.0	243	100.0

- Young adult graduates are more likely to continue their education than adult graduates. This is consistent with the results from Table 54.

**Table 31: What is the highest degree you plan to earn? \***

2001 Graduates	Young Adult		Adult		Total	
	N	%	N	%	N	%
Bachelor's Degree	48	44.8	37	49.3	85	46.2
Master's Degree	44	41.1	26	34.7	70	39.1
Doctorate Degree	11	10.2	2	2.7	13	7.1
Professional Degree	4	3.7	10	13.3	14	7.6
TOTAL	107	100.0	75	100.0	182	100.0

\*Of respondents seeking to continue their education

- Young adult graduates are more likely to pursue “academic” degrees (Master’s and doctorates) while adults were more likely to pursue professional degrees. This may reflect different perceptions about education goals between the two groups.
- This group exhibited significances among both 2000 and 2001 graduate respondents.

For Tables 32 and 33 answers were rated on a four-point scale as follows: “Extremely helpful” (4), “Helpful” (3), “Not very helpful” (2), and “Not at all helpful” (1).

**Table 32: Please rate how your education at Harper College helped you in each of the following areas:**

2001 Graduates	Male		Female		Total	
	N	%	N	%	N	%
<b>Ability to verbally communicate effectively</b>						
Extremely helpful	11	17.5	64	36.2	75	31.3
Helpful	41	65.1	99	55.9	140	58.3
Not very helpful	8	12.7	12	6.8	20	8.3
Not helpful at all	3	4.8	2	1.1	5	2.1
TOTAL	63	100.0	177	100.0	240	100.0
Mean		2.9		3.3		3.2
Standard deviation		.70		.63		.67

**Table 32: Cont'd**

2001 Graduates	<b>Male</b>		<b>Female</b>		<b>Total</b>	
	N	%	N	%	N	%
<b>Ability to appreciate other points of view</b>						
Extremely helpful	17	27.4	69	39.2	86	36.1
Helpful	32	51.6	98	55.7	130	54.6
Not very helpful	12	19.3	8	4.5	20	8.4
Not helpful at all	1	1.6	1	.6	2	.8
TOTAL	62	100.0	176	100.0	238	100.0
Mean		3.0		3.3		3.3
Standard deviation		.73		.59		.64
<b>Ability to use computers and technology</b>						
Extremely helpful	15	24.2	50	28.2	65	27.4
Helpful	25	40.3	94	53.1	119	49.8
Not very helpful	15	24.2	25	14.1	40	16.6
Not helpful at all	7	11.3	8	4.5	15	6.2
TOTAL	62	100.0	177	100.0	239	100.0
Mean		2.8		3.0		3.0
Standard deviation		.95		.78		.83

- In the noted categories, female graduates consistently believe that Harper College was more helpful than their male counterparts.

**Table 33: Please rate how your education at Harper College helped you in each of the following areas:**

2001 Graduates	<b>Young Adult</b>		<b>Adult</b>		<b>Total</b>	
	N	%	N	%	N	%
<b>Ability to use computers and technology</b>						
Extremely helpful	29	23.4	36	31.3	65	27.4
Helpful	72	58.1	47	40.9	119	49.8
Not very helpful	19	15.3	21	18.3	40	16.6
Not helpful at all	4	3.2	11	9.6	15	6.2
TOTAL	124	100.0	115	100.0	239	100.0
Mean		3.0		2.9		3.0
Standard deviation		.72		.93		.83

- Young adult graduates found Harper more helpful in learning to use computers and technology than did adult graduates. However, adult graduates were more likely to find Harper “extremely helpful.”

For Table 34 answers were rated on a four-point scale as follows: “Excellent” (4), “Good” (3), “Average” (2), and “Poor” (1).

**Table 34: Please rate the instruction at Harper College:**

2001 Graduates	<b>Male</b>		<b>Female</b>		<b>Total</b>	
	N	%	N	%	N	%
<b>Class size</b>						
Excellent	20	30.8	81	45.8	101	41.7
Good	33	50.8	73	41.2	106	43.8
Average	7	10.8	21	11.9	28	11.6
Poor	5	7.7	2	1.1	7	2.9
TOTAL	65	100.0	177	100.0	242	100.0
Mean		3.1		3.3		3.3
Standard deviation		.84		.65		.72
Excellent	20	30.8	81	45.8	101	41.7
<b>Quality of instruction</b>						
Excellent	22	34.4	76	42.9	98	40.7
Good	28	43.8	85	48.0	113	46.9
Average	11	17.2	15	8.5	26	10.8
Poor	3	4.7	1	.6	4	1.7
TOTAL	64	100.0	177	100.0	241	100.0
Mean		3.1		3.3		3.3
Standard deviation		.84		.65		.72
<b>Course content</b>						
Excellent	17	26.6	72	40.7	89	36.9
Good	32	50.0	90	50.8	124	50.6
Average	12	18.8	15	8.5	27	11.2
Poor	3	4.7			3	1.2
TOTAL	64	100.0	177	100.0	241	100.0
Mean		3.0		3.3		3.2
Standard deviation		.81		.62		.69
<b>Faculty teaching ability</b>						
Excellent	20	31.3	82	46.6	102	42.5
Good	27	42.2	73	41.5	100	41.7
Average	14	21.9	19	10.8	33	13.8
Poor	3	4.7	2	1.1	5	2.1
TOTAL	64	100.0	176	100.0	240	100.0
Mean		3.0		3.3		3.2
Standard deviation		.85		.71		.77
<b>Faculty availability</b>						
Excellent	18	29.0	85	48.3	103	43.3
Good	30	48.4	62	35.2	92	38.7
Average	13	21.0	29	16.5	42	17.6
Poor	1	1.6			1	.4
TOTAL	62	100.0	176	100.0	238	100.0
Mean		3.0		3.3		3.2
Standard deviation		.76		.74		.75

- Female graduates rated the noted aspects of instruction more favorably than their male counterparts.



For Table 35 through 37 answers were rated on a four-point scale as follows: “Excellent” (4), “Good” (3), “Average” (2), and “Poor” (1).

**Table 35: How would you rate the following programs and services at Harper College in terms of how they met your needs as a student?**

2001 Graduates	White		Minority		Total	
	N	%	N	%	N	%
<b>Assistance with deciding your major or career goal</b>						
Excellent	32	24.2	2	8.3	38	22.6
Good	53	40.2	9	37.5	66	39.3
Average	33	25.0	7	29.2	44	26.2
Poor	14	10.6	6	25.0	20	11.9
TOTAL	132	100.0	24	100.0	166	100.0
Mean		2.8		2.3		2.7
Standard deviation		.93		.95		.95
<b>Registration procedures</b>						
Excellent	53	27.5	12	42.9	74	30.8
Good	90	46.6	13	46.4	109	45.4
Average	43	22.3	3	10.7	48	20.0
Poor	7	3.6			9	3.8
TOTAL	193	100.0	28	100.0	238	100.0
Mean		3.0		3.3		3.0
Standard deviation		.80		.67		.80

- White graduates rated Harper academic and career advising higher than minority graduates.
- Minority graduates rated Harper registration procedures higher than white graduates.

**Table 36: How would you rate the following programs and services at Harper College in terms of how they met your needs as a student?**

2001 Graduates	Young Adult		Adult		Total	
	N	%	N	%	N	%
<b>Advising about courses to take for transfer</b>						
Excellent	30	26.5	24	35.3	54	29.8
Good	39	34.5	29	42.6	68	37.6
Average	24	21.2	11	16.2	35	19.3
Poor	20	17.7	4	5.9	24	13.3
TOTAL	113	100.0	68	100.0	181	100.0
Mean		2.7		3.1		2.8
Standard deviation		1.05		.87		1.00
<b>Assistance with deciding your major or career goal</b>						
Excellent	18	18.4	20	29.4	38	22.6
Good	38	38.8	28	41.2	66	39.3
Average	26	26.5	16	23.5	44	26.2
Poor	16	16.3	4	5.9	20	11.9
TOTAL	98	100.0	68	100.0	166	100.0
Mean		2.6		2.9		2.7
Standard deviation		.97		.88		.95

- Adult graduates rated Harper transfer advising more favorably than young adult graduates. This may be attributable to better academic planning by adult graduates. This is also troubling as young adults are more likely to receive academic advising than adults based upon admissions procedures.
- Adult graduates rated Harper academic and career advising higher than young adult.

**Table 37: How would you rate the following programs and services at Harper College in terms of how they met your needs as a student?**

2001 Graduates	Male		Female		Total	
	N	%	N	%	N	%
<b>Assistance with deciding your major or career goal</b>						
Excellent	4	9.5	34	27.4	38	22.6
Good	17	40.5	49	39.5	66	39.3
Average	13	31.0	29	23.4	44	26.2
Poor	8	19.0	12	9.7	20	11.9
TOTAL	42	100.0	124	100.0	166	100.0
Mean		2.4		2.8		2.7
Standard deviation		.91		.94		.95
<b>Location of the Student Center</b>						
Excellent	8	17.8	31	22.3	39	21.2
Good	19	42.2	76	54.7	95	51.6
Average	12	26.7	27	19.4	39	21.2
Poor	6	13.3	5	3.6	11	6.0
TOTAL	45	100.0	139	100.0	184	100.0
Mean		2.6		2.9		2.9
Standard deviation		.93		.75		.81
<b>Usefulness of the student handbook/date book</b>						
Excellent	12	25.0	40	32.8	52	30.2
Good	19	39.6	62	50.8	82	47.7
Average	13	27.1	19	15.6	33	19.2
Poor	4	8.3	1	.8	5	2.9
TOTAL	48	100.0	122	100.0	170	100.0
Mean		2.8		3.1		3.0
Standard deviation		.91		.90		.78
<b>Registration procedures</b>						
Excellent	13	20.6	61	34.9	74	30.8
Good	30	47.6	79	45.1	109	45.4
Average	17	27.0	30	17.1	48	20.0
Poor	3	4.8	5	2.9	9	3.8
TOTAL	63	100.0	175	100.0	238	100.0
Mean		2.8		3.1		3.0
Standard deviation		.81		.79		.80

- Female graduates rated Harper academic and career advising higher than male graduates.
- Ratings of career and academic advising were mixed; the open responses also show some positive and some negative experiences.
- Female graduates rated the location of the Student Center higher than male graduates.

- Female graduates rated the usefulness of the student handbook/date book higher than male graduates.
- Female graduates rated Harper registration procedures higher than male graduates.

For Tables 38 and 39, answers were rated on a three-point scale as follows: “Very convenient” (3), “Convenient” (2), and “Not Convenient” (1). The 2001 survey also included an option to respond “Not applicable.”

*How would you rate the convenience of the courses taken in terms of their location?*

**Table 38: Harper main campus (Palatine)**

2001 Graduates	Young Adult		Adult		Male		Female		Total	
	N	%	N	%	N	%	N	%	N	%
Very convenient	94	77.7	64	57.1	34	56.7	124	71.7	159	67.7
Convenient	23	19.0	44	39.3	23	38.3	44	25.4	67	28.5
Not convenient	4	3.3	4	3.6	3	5.0	5	2.9	9	3.8
TOTAL	121	100.0	112	100.0	60	100.0	173	100.0	233	100.0
Mean		2.7		2.5		2.5		2.7		2.6
Standard deviation		.51		.57		.60		.52		.55

- Young adult graduates rated the Harper main campus more convenient than did adult graduates. This may be attributable to the working lifestyle of adult graduates.
- Female graduates rated the Harper main campus more convenient than did male graduates.
- Age was a significant factor among both 2000 and 2001 graduates.

**Table 39: Web or Internet based (from home or office)**

2001 Graduates	White		Minority		All	
	N	%	N	%	N	%
Very convenient	34	63.0	6	46.2	41	58.6
Convenient	19	35.2	4	30.8	25	35.7
Not convenient	1	1.9	3	23.1	4	5.7
TOTAL	54	100.0	13	100.0	217	100.0
Mean		2.6		2.2		2.5
Standard deviation		.52		.83		.61

- White graduates rated Web or Internet based courses as being more convenient than did minority graduates. This may be attributable to a lower level of technology access for minority graduates off the Harper campus.

## Section B: Impressions of Enrolled 2001 Graduates (Significant Differences)

Section B was completed by graduates enrolled in college at the time of the survey. An analysis of respondents revealed that of the three demographic variables, only the age variable demonstrated any significant differences in this section.

**Table 40: Education Characteristics**

2001 Graduates	Young Adult		Adult		Total	
	N	%	N	%	N	%
Full-time student	70	56.0	10	8.5	80	32.9
Part-time student	14	19.5	24	20.3	38	15.6
Not enrolled	41	32.8	84	71.2	125	51.4
TOTAL	125	100.0	34	100.0	118	100.0

- Young adults are more likely to be enrolled in classes than adults.

**Table 41: Which of the following best describes your current educational status?**

2001 Graduates	Young Adult		Adult		Total	
	N	%	N	%	N	%
Full-time student	70	83.3	10	29.4	80	67.2
Part-time student	14	16.7	24	70.6	38	32.8
TOTAL	84	100.0	34	100.0	118	100.0

- Young adult graduates are more likely to pursue full-time educational opportunities than adult graduates.
- Young adult graduates are more likely to pursue further education than adult graduates.
- Young adults and adults had statistically significant responses in both 2000 and 2001.

**Table 42: Did all of your Harper College credits transfer to your current institution?**

2001 Graduates	Young Adult		Adult		Total	
	N	%	N	%	N	%
Yes	47	55.9	23	76.7	70	61.4
No	37	44.1	7	23.3	44	38.6
TOTAL	84	100.0	30	100.0	114	100.0

- Adult graduates are more successful in transferring credits than young adult graduates. Again, this might be attributable to adult graduates superior planning and goal seeking.

## Section C: Impressions of Employed 2001 Graduates (Significant Differences)

Section C was completed by graduates employed on a full-time or part-time basis at the time of the survey. An analysis of respondents revealed that most statistically significant differences were associated with the age variable.

**Table 43: Employment Characteristics**

2001 Graduates	Young Adult		Adult		Total	
	N	%	N	%	N	%
Employed full-time	51	40.8	71	60.2	122	50.2
Employed part-time	46	36.8	23	19.5	69	28.4
Not employed	28	22.4	24	20.3	52	21.4
TOTAL	125	100.0	34	100.0	118	100.0

- Adults are more likely to be employed full-time following graduation than young adults. However, young adults are more likely to be employed part-time. Unemployment is comparable between the two groups.

**Table 44: How would you describe your current employment status?**

2001 Graduates	Male		Female		Young Adult		Adult		Total	
	N	%	N	%	N	%	N	%	N	%
Full-time	39	78.0	83	58.9	51	52.6	71	75.5	122	63.9
Part-time	11	22.0	58	41.1	46	47.4	23	24.5	69	36.1
TOTAL	50	100.0	141	100.0	97	100.0	94	100.0	191	100.0

- Male graduates are more likely to be employed full-time than are female graduates.
- Adult graduates are more likely to be employed full time than are young adult graduates.

**Table 45: When did you obtain your current job?**

2001 Graduates	Male		Female		Young Adult		Adult		White		Minority		Total	
	N	%	N	%	N	%	N	%	N	%	N	%	N	%
Before attending Harper	17	34.0	26	18.7	16	16.5	27	29.3	33	21.4	6	27.3	43	22.8
While attending Harper	16	32.0	32	23.0	22	22.7	26	28.3	36	23.4	9	40.9	48	25.4
After graduating Harper	17	34.0	81	58.3	59	60.2	39	42.4	85	55.2	7	31.8	98	51.9
TOTAL	50	100.0	139	100.0	97	100.0	92	100.0	154	100.0	22	100.0	189	100.0

- Female graduates were more likely than male graduates to obtain their present job after graduation.
- Young adult graduates were more likely than adult graduates to obtain their present job after graduation.
- White graduates were more likely than minority graduates to obtain their present job after graduation.
- Young adults and adults had statistically significant responses in both 2000 and 2001.

**Table 46: How would you describe your job in terms of your major at Harper?**

2001 Graduates	Young Adult		Adult		Total	
	N	%	N	%	N	%
Directly related to my Harper major	24	25.3	52	55.9	76	40.4
Somewhat related to my Harper major	27	28.4	25	26.9	52	27.7
Not at all related to my Harper major	44	46.3	16	17.2	60	31.9
TOTAL	95	100.0	93	100.0	188	100.0

- Adult graduates were more likely to pursue a major that was directly related to their job than young adult graduates. Adult graduates are likely more focused in their educational goals.
- Young adults and adults had statistically significant responses in both 2000 and 2001.

**Table 47: Mark the range that best describes your annual gross income:**

2001 Graduates	Young Adult		Adult		Total	
	N	%	N	%	N	%
Less than \$14,999	34	36.6	9	9.9	43	23.4
\$15,000 to \$24,000	25	26.9	11	12.1	36	19.6
\$25,000 to \$34,999	21	51.2	20	22.0	41	22.3
\$35,000 or more	13	14.0	51	56.0	64	34.8
TOTAL	93	100.0	91	100.0	184	100.0

- Adult graduates had a higher income than young adult graduates. This is unsurprising given the normal positive correlation between age and income.
- Young adults and adults had statistically significant responses in both 2000 and 2001.

## Section D: Overall 2001 Graduate Preferences (Significant Differences)

Answers for Tables 48 and 49 were rated on a five-point scale as follows: “Definitely would” (5), “Probably would” (4), “Uncertain” (3), “Probably would not” (2), and “Definitely would not” (1).

**Table 48: Would you recommend Harper College to your friends and family?**

2001 Graduates	Male		Female		Total	
	N	%	N	%	N	%
Definitely would	42	68.9	131	78.0	175	75.8
Probably would	11	18.0	34	20.2	45	19.5
Uncertain	4	6.6	2	1.2	6	2.6
Probably would not	3	4.9	1	.6	4	1.7
Definitely would not	1	1.6			1	.4
TOTAL	61	100.0	168	100.0	229	100.0
Mean		4.5		4.8		4.7
Standard deviation		.94		.49		.65

- Female graduates were much more likely to recommend to friends and family than male graduates.

**Table 49: Would you return to Harper College for educational or personal enrichment courses in the near future?**

2001 Graduates	Young Adult		Adult		Total	
	N	%	N	%	N	%
Definitely would	51	44.0	69	62.7	120	53.5
Probably would	39	33.6	25	22.7	64	28.1
Uncertain	13	11.2	9	8.2	22	9.6
Probably would not	11	9.5	4	3.6	15	6.6
Definitely would not	2	1.7	3	2.7	5	2.2
TOTAL	116	100.0	110	100.0	226	100.0
Mean		4.1		4.4		4.2
Standard deviation		1.04		.98		1.02

- Adult graduates are more likely to return to Harper College for further education than young adult graduates. This may be attributable to young adults leaving the local area and pursuing advanced, full-time degrees.



## Segmentation of 2000 Harper Graduates

The results of the 2000 survey were analyzed for significance by paired demographic categories defined as follows:

1. Young Adult (Students aged 19-24)  
Adult (Students older than 24)
2. White  
Minority (Including all non-Caucasian groups)
3. Male  
Female

Statistically significant differences for each category are presented below by question.

### Section A: 2000 Graduate Impressions (Significant Differences)

**Table 50: What was your primary objective when you attended Harper College?**

2000 Graduates	Young Adult		Adult		Total	
	N	%	N	%	N	%
Transfer to a four year institution	90	75.0	48	27.6	138	46.9
Prepare to enter the work force	16	13.3	24	13.8	40	13.6
Improve skills for current job	1	.8	23	13.2	24	8.2
Prepare to change careers	3	2.5	55	31.6	58	19.7
Personal enrichment	2	1.7	16	9.2	18	6.1
Other	8	6.7	8	4.6	16	5.4
Total	120	100.0	174	100.0	294	100.0

- Unsurprisingly, young adult graduates are far more likely to transfer to a four-year institution than adult graduates, while the latter group pursues education for a wide range of reasons.
- This question and group exhibited significance among both 2000 and 2001 graduate respondents.

**Table 51: What is the highest degree you plan to earn? \***

2000 Graduates	Young Adult		Adult		Total	
	N	%	N	%	N	%
Bachelor's Degree	36	37.1	51	41.5	87	39.5
Master's Degree	52	53.6	49	39.8	101	45.9
Doctorate Degree	6	6.2	7	5.7	13	5.9
Professional Degree	3	3.1	16	13.0	19	8.6
TOTAL	97	100.0	123	100.0	220	100.0

\*Of respondents seeking to continue their education

- Young adults and adults had statistically significant responses in both 2000 and 2001.

- Adults were more likely to pursue a professional or bachelor's degree while young adults were more likely to pursue a master's or doctoral degree.

For Table 52, answers were rated on a three-point scale as follows: "Very convenient" (3), "Convenient" (2), and "Not Convenient" (1). The 2001 survey also included an option to respond "Not applicable."

*How would you rate the convenience of the courses taken in terms of their location?*

**Table 52: Harper main campus (Palatine)**

2000 Graduates	Young Adult		Adult		Total	
	N	%	N	%	N	%
Very convenient	98	80.3	102	57.6	200	66.9
Convenient	24	19.7	68	38.4	92	30.8
Not convenient			7	4.0	7	2.3
TOTAL	122	100.0	177	100.0	299	100.0
Mean		2.8		2.5		2.6
Standard deviation		.40		.57		.52

- Young adults and adults had statistically significant responses in both 2000 and 2001.
- Adults found the main campus to be less convenient than young adults. Given their working lifestyle, this is to be expected.

## Section B: Impressions of Enrolled 2001 Graduates (Significant Differences)

Section B was completed by graduates enrolled in college at the time of the survey. An analysis of respondents revealed that all three demographic pairings contained significant differences.

**Table 53: Education Characteristics**

2000 Graduates	White		Minority		Young Adult		Adult		Male		Female		Total	
	N	%	N	%	N	%	N	%	N	%	N	%	N	%
Full-time student	79	30.5	9	15.5	66	54.1	21	11.7	27	36.5	60	26.5	88	27.8
Part-time student	38	14.7	17	29.3	13	10.7	37	20.7	20	27.0	30	13.3	55	17.4
Not a student	142	54.8	32	55.2	43	35.2	121	67.6	27	36.5	136	60.2	174	54.9
TOTAL	259	100.0	58	100.0	122	100.0	179	100.0	74	100.0	226	100.0	317	100.0

- Adult, female, and minority graduates were less likely to be enrolled in education at the time of the survey than young adults, male, and white graduates, respectively.

**Table 54: How would you describe your current educational status?**

2000 Graduates	Young Adult		Adult		White		Minority		Total	
	N	%	N	%	N	%	N	%	N	%
Full-time student	66	83.5	21	36.2	79	67.5	9	34.6	87	63.5
Part-time student	13	16.5	37	63.8	38	32.5	17	65.4	50	36.5
TOTAL	79	100.0	58	100.0	117	100.0	26	100.0	137	100.0

- Young adult graduates are more likely to pursue full-time educational opportunities than adult graduates.
- Young adults and adults had statistically significant responses in both 2000 and 2001.

For Table 55 answers were rated on a four-point scale as follows: “Excellent” (4), “Good” (3), “Average” (2), and “Poor” (1).

**Table 55: How would you rate your Harper education in terms of how well it prepared you for continuing your education?**

2000 Graduates	White		Minority		Total	
	N	%	N	%	N	%
Excellent	56	48.3	8	29.6	64	44.8
Good	53	45.7	14	51.9	67	49.6
Average	7	6.0	4	14.8	11	7.7
Poor			1	3.7	1	.7
TOTAL	116	100.0	27	100.0	143	100.0
Mean		3.4		3.1		3.4
Standard deviation		.61		.78		.654

- White graduates believed that they were better prepared for their continuing education than minority students.

**Table 56: Did all of your Harper College credits transfer to your current institution?**

2000 Graduates	White		Minority		Total	
	N	%	N	%	N	%
Yes	71	64.0	10	38.5	81	59.1
No	40	36.0	16	61.5	56	40.9
TOTAL	111	100.0	26	100.0	137	100.0

- White graduates were substantially more likely to successfully transfer their credits to other institution than minority students. However, white graduates only succeeded in transferring all of their classes 64% of the time.

**Table 57: Have you taken additional courses at Harper College since receiving your degree or certificate?**

2000 Graduates	Young Adult		Adult		Total	
	N	%	N	%	N	%
Yes	20	23.5	26	44.8	46	33.6
No	59	74.7	32	55.2	91	66.4
TOTAL	79	100.0	58	100.0	137	100.0

- Adults were more likely to have taken additional classes than young adult graduates. Adults may be more likely to take work-related classes and are geographically anchored to the Harper district.

**Table 58: What type of courses have you taken?**

	<b>Male</b>		<b>Female</b>		<b>Total</b>	
	N	%	N	%	N	%
2000 Graduates	(74)		(226)		(300)	
Credit courses	20	27.0	33	14.6	60	20.0
Continuing education courses						

- The lack of continuing education courses reported by responding students is likely due to the impact of the economic downturn in 2000.

## Section C: Impressions of Employed 2000 Graduates (Significant Differences)

Section C was completed by graduates employed on a full-time or part-time basis at the time of the survey. An analysis of respondents revealed that of the three demographic variables, only the age variable demonstrated any significant differences.

**Table 59: Employment Characteristics**

2000 Graduates	Young Adult		Adult		Total	
	N	%	N	%	N	%
Employed full-time	51	41.8	108	60.7	159	53.0
Employed part-time	43	35.2	29	16.3	72	24.0
Not employed	28	23.0	41	23.0	69	23.0
TOTAL	122	100.0	178	100.0	300	100.0

- Adult graduates were more likely to be employed full-time than young adult graduates.
- The percentage of graduates who were not employed is the same for both age groups. With more young adults than adults are full-time students, unemployment is impacting adult graduates.

**Table 60: How would you describe your current employment status?**

2000 Graduates	Young Adult		Adult		Total	
	N	%	N	%	N	%
Full-time	51	54.3	108	78.8	159	68.8
Part-time	43	45.7	29	21.1	72	31.2
TOTAL	94	100.0	137	100.0	231	100.0

- Young adults and adults had statistically significant responses in both 2000 and 2001.

**Table 61 When did you obtain your current job?**

2000 Graduates	Young Adult		Adult		Total	
	N	%	N	%	N	%
Before attending Harper	17	18.3	47	35.1	64	28.2
While attending Harper	31	33.3	40	29.9	71	31.3
After graduating Harper	45	48.4	47	35.1	92	40.5
TOTAL	93	100.0	134	100.0	227	100.0

- A majority of young adults obtain work after graduating from Harper, while adults are more likely to be employed before they attend Harper.
- Young adults and adults had statistically significant responses in both 2000 and 2001.

**Table 62: How would you describe your job in terms of your major at Harper?**

2000 Graduates	Young Adult		Adult		Total	
	N	%	N	%	N	%
Directly related to my Harper major	23	25.3	67	48.6	90	39.3
Somewhat related to my Harper major	24	26.4	43	31.2	67	29.3
Not at all related to my Harper major	44	48.4	28	20.3	72	31.4
TOTAL	91	100.0	138	100.0	229	100.0

- Adult graduates were more likely to pursue a major that was directly related to their job than young adult graduates. Adult graduates are likely more focused in their educational goals.
- Young adults and adults had statistically significant responses in both 2000 and 2001.

**Table 63: Mark the range that best describes your annual gross income:**

2000 Graduates	Young Adult		Adult		All	
	N	%	N	%	N	%
Less than \$14,999	26	29.9	16	12.1	42	19.2
\$15,000 to \$24,000	29	33.3	16	12.1	45	20.5
\$25,000 to \$34,999	17	32.7	35	26.5	52	23.7
\$35,000 or more	15	18.8	65	49.2	80	36.5
TOTAL	87	100.0	132	100.0	219	100.0

- Adult graduates had a higher income than young adult graduates. This is unsurprising given the normal positive correlation between age and income.
- Young adults and adults had statistically significant responses in both 2000 and 2001.

## **2001 Graduate Survey Open-ended Responses**



***Survey ID      Q1f What was your educational objective when you attended Harper?***

0033	To complete degree started years before.
0131	Finish my Associates.
0179	Career change.
0225	Degree.
0304	Certified.
0510	Make up for lost courses when transferred to Harper.
0524	Get AA degree then transfer.
0817	Complete degree program.
0903	Finish a degree.
1036	Dental Hygiene.
1040	Both A & B.
1187	Get RN degree.

***Survey ID      Q8d How would you rate the convenience of the courses taken in terms of their location? Other:***

0011	Elk Grove High School.
0041	M. school.
0127	Video.
0137	Teach at home.
0225	Teachers who come to my work to hold class.
0415	Telecourse.
0799	Workplace.
0806	Telecourses.
0839	On site - Northrop.
0856	Elk Grove High School.
0887	COD.
0903	Hospitals for clinicals.
0996	Telecourse.
1032	TV.
1081	Telecourse.
1146	Telecourse.
1168	I was an out of district student.

1178 College of DuPage Campus.

***Survey ID Q13d If all of your Harper credits did not transfer, what is the reason?***

0077	Didn't have similar course.
0103	The school did not recognize some of the courses.
0239	Intro Biology didn't transfer.
0263	Need ed pre-req at Harper, N/A to UIUC.
0397	I don't know.
0477	I was told they would transfer from Harper advisor, but they did not.
0507	Different requirements at my new college.
0518	English 100 not transferable.
0525	Private schools have specific requirements only to be taken at their institution.
0533	Classes didn't transfer.
0621	Did not transfer.
0777	Said would transfer and didn't.
0955	The Harper class was not up to Northland's standards.
0993	They only accept 60 hours.
0998	Same course, different level.
1099	Doubled.
1138	Not related class at new institution.

***Survey ID Q16h Which institution do you currently attend? Other:***

0006	Wilmington College, Delaware
0011	University of Florida
0022	University of Wisconsin
0024	Colorado State University
0054	Purdue University, West Lafayette, IN
0055	Harper
0103	CSUN, California State University at Northridge
0130	Harper College
0179	St Xavier
0195	Loyola University Chicago
0232	The Ohio State University
0256	Brigham Young University
0262	Harper

0263	University of Ill - Urbana/Champaign
0272	Illinois State University
0360	UIC
0390	Illinois State University
0412	Northwestern University
0449	Harper
0474	University of Illinois at Urbana, Champaign IL
0477	Illinois State University and Loyola University
0509	Aurora University
0510	Middle Tennessee State University
0525	Carthage College Kenosha, WI
0533	University of IL @ Chicago
0621	U of I
0633	Illinois State University
0640	Illinois Institute of Art
0654	University of Arizona
0661	Western Illinois University
0664	Stood at Harper
0718	Elgin Community College
0728	Columbia College of Miss
0732	University of North Carolina, Wilmington
0742	Illinois School of Professional Psychology, a division of Argosy University
0806	McHenry Community College
0897	Concordia - River Forest
0914	Benedictine University
0918	University of Illinois
0955	Northland College, WI
0967	Canyon College, Idaho, will be in 1/03
1020	Illinois Institute of Art
1031	DeVry
1036	Harper
1040	Lewis University
1041	UIC
1055	National Louis
1099	University of Illinois
1112	Bradley
1138	DeVry University
1142	University of Illinois, UC
1216	Southern Illinois University School of Law

1225 Northern AZ University.

***Survey ID Q17 What is your current major?***

0006	Early Childhood Education
0011	Psychology and Criminology
0022	Natural Resources - Wildlife
0024	Business
0029	Marketing
0054	Pre-pharmacy
0055	Nursing
0084	Finance
0097	Sound Recording
0103	Newspaper Journalism
0107	Elementary Education
0108	Business Administration
0130	Networking
0148	BPS Org Communication
0150	Mathematics Education
0173	Business
0174	Accounting
0179	Nursing BSN
0195	Nursing
0225	Business
0239	IT
0259	Accounting
0262	Psychology
0263	Aerospace Engineering
0272	Spanish Education
0283	Business Management
0304	ATE
0310	Religious Studies
0328	History
0338	Masters Secondary Education
0360	Psychology and Nursing
0367	Textiles, Apparel and Merchandising
0390	Finance
0397	Early Childhood Education

0410	Elementary Education
0412	Theatre
0415	Business Management
0425	English/Pre-law
0435	Nursing, BSN completion
0449	Not determined
0464	Elementary Education
0474	Linguistics
0477	Elementary Education
0507	Theater: Acting
0509	Social work
0510	Business Management
0517	Secondary Education, History
0518	Elementary Education
0525	Social Science & Secondary Education
0533	IDS, Information Decision Science
0565	Photography
0589	Telecommunications
0621	Textile Marketing
0633	Mathematics with focus in Actuarial Sciences
0640	Computer animation
0654	Business Management
0661	History
0664	Associate in Applied Science Degree Accounting
0700	Sec Ed
0718	Education - Physics
0728	Gen Ed
0732	Biology(this month I earned my Bachelors)
0742	Clinical Psychology
0777	Communications in Advertising
0780	Broadcast Journalism
0801	Pre-Computer Science
0803	Computer Science
0806	Medical Transcription
0890	Biology, Secondary Education
0895	BA in Art, fiction writing
0897	Secondary Education/Physical Science/Math
0901	Management
0911	Interdisciplinary Communication Studies

0914	Elementary Education
0955	Outdoor Education with an emphasis in Natural History
0962	Finance
0966	Psychology
0967	Nursing, Psychology
0993	Business Management
0998	Psychology and Health Education
1020	Media Art & Animation
1031	T Com
1040	Criminal/Social Justice
1041	Marketing & Management
1055	B S Management
1077	General Studies
1078	Integrated Communication/emphasis Advertising
1096	Economics
1098	Sociology
1099	Speech Communications
1112	Business Administration
1124	CIS
1137	Elementary Education and Psychology
1138	Telecommunications Management
1142	Psychology/Sociology
1170	Computer Science
1216	J D Law
1225	Nursing

***Survey ID    Q19 What is your job title?***

0004	Sr Sales Clerk
0006	Assistant Preschool Teacher
0011	Sales
0022	Customer Service and PR asst
0024	Delivery
0033	Asst Office Manager
0048	Intake Coordinator
0055	Telemarketer for MDA
0062	Procurement

0064	Medical Transcriptionist
0077	Accounting Assistant
0087	Interior Designer
0091	Assistant Manager
0097	Day Care Activity Leader
0105	Sales
0107	Student Aide
0127	Interior Designer
0129	Teacher at a day care
0130	Consultant
0131	Unix Administration
0137	Sales Support Manager
0146	Temporary Customer Service
0148	Assistant Director of Public Works
0150	Medical Records/Receptionist
0153	Bartender
0161	Registered Nurse
0166	Asst Director, Child Care Center (Director in training)
0173	Manager of Customer Service
0174	Accounting Assistant
0179	Staff RN
0215	File Clerk
0216	Assistant Director
0225	Production Control Specialist
0226	Junior Supportive Scientist
0237	RN
0239	Barista
0246	Registered Nurse
0256	Piano Teacher (self employed)
0259	Shelver
0262	Sales
0266	Cardiac RN
0268	Accountant
0272	Student Worker
0283	Receptionist
0302	Patient Registration Representative
0310	Receptionist
0328	Service Clerk CPHT
0338	Substitute Teacher

0351	Registered Dental Hygienist
0365	Campus Information and Facilities Manager
0366	Interior Design
0367	Assistant
0371	Manager
0374	Asst Pastry Chef
0395	Lead Coordinator, Acct Receivable - Collections
0397	Senior Teller, Sales Consultant
0410	Nanny
0414	RN
0415	Supervisor
0420	Architectural Intern
0422	Registered Dental Hygienist
0425	Secretary/law clerk
0427	Kitchen & Bath Designer
0435	Registered Nurse
0448	Suspension, Rights and Permissions
0449	Information Technology Specialist
0457	Asst Food Services Coordinator
0464	Cashier
0467	Supervisor of Maintenance
0495	Administrative Assistant
0507	Hostess at Bennigan's
0509	Server
0517	Customer Service
0518	Teacher
0519	Distribution Coordinator
0520	RN
0524	Customer Service
0527	Medical Biller
0532	Part-time Assistant Retail Manager
0533	Help Center Analyst
0564	Electrician
0565	Command Center Specialist
0567	Village Clerk
0581	Sales, Administrative Assistant
0589	Teller Supervisor
0599	FT: Maintenance worker, PT: Real Estate Appraiser
0600	Driver



0601	Supervisor
0610	Customer Service Representative
0614	Battalion Chief
0640	Produce Clerk at Jewel/Osco
0653	Med/Surg Pediatric RN
0654	Assistant Site Director/Recreation Leader
0662	Medical Transcription - self employed
0663	Certified Pharmacy Technician
0664	Accounting Clerk
0685	President of my own business in Interior Design Services
0687	Staff Nurse
0699	Tour Operations Destination Specialist
0700	Instructional Assistant
0718	Registered Nurse
0719	Home Health Care Private Duty Nurse
0723	Cardiovascular Tech III
0728	Building Engineer
0732	Assistant Manager
0746	Electronic Design Engineer
0748	Business Co-owner
0751	Elementary School Teacher
0755	Claim Representative
0767	Marketing Intern
0775	RN
0777	Marketing Coordinator
0778	MFG Coordinator
0780	Student, work-aide at Columbia College in journalism department
0788	A/R Cash Applicant
0799	Group Leader
0802	Sales assistant
0803	Courier
0806	Data Entry Clerk
0811	Translator (Spanish/English)
0817	RN
0821	General Mech
0825	Dental Hygienist
0828	Associate in retail (PetCo)
0838	Registration Manager
0839	Manager, Manufacturing

0848	Student Assistant at university
0850	Certified Medical Assistant
0868	Manager
0883	Dental Hygienist
0887	Legal Assistant
0890	Don't have one
0895	Customer Service Advisor
0899	Fine jewelry manager
0901	Admin
0903	Registered Nurse
0910	Stocker & Customer Service
0911	Library Associate
0924	Commission Sales - Retail
0929	Administrative Assistant
0940	Kitchen Designer/Project Manager
0947	Q C Tech
0955	Administrative Assistant
0960	Floral Designer
0961	Preschool Teacher
0962	Accountant
0966	Chart Retrieval Clerk
0967	RN-Staff Nurse
0977	Dental Hygienist
0980	Head Engineer
0993	Development Assistant
1001	Customer Services in men's suits
1002	Tax Accountant
1015	Waitress/Bartender
1020	CAD Technician
1026	Horticulturist
1031	Copier Tech
1032	Entry writer for customs broker
1033	Paralegal
1036	Dental Hygienist
1040	Police Officer
1041	Senior Teller
1055	Training Specialist
1073	Senior Operations Analyst
1077	Paralegal

1078	Hostess
1081	Flight Attendant
1096	Bartender
1119	Customer Service Associate
1125	Physical Therapist
1137	Bartender
1138	Manager of Broadband Services
1143	Desktop Integration Analyst
1146	CSR
1151	Contract Administration Customer Service Support
1154	Paralegal
1158	Purchasing - Contracts Manager
1161	Registered Nurse
1165	Dental Hygienist
1168	Manager
1170	Programmer/Analyst
1176	Merchandiser
1178	Paralegal
1187	Staff Nurse
1188	Maintenance Worker
1197	ALS/ENG
1208	Claims Adjuster, Er RLI Insurance Co
1212	International Financial Coordinator
1218	Graphic Designer
1222	Dental Hygienist
1225	RN

***Survey ID    Q20 How long have you had your present job?***

0004	2 years
0006	1 month
0011	8 months
0022	10 months
0024	6 months
0033	12 years
0048	10 months
0055	4 months

0062	5 months
0064	2.5 years
0077	2 years
0087	6 months
0091	5 years
0097	This is 3rd year.
0105	6 months
0107	1 year
0127	3 years
0129	4.5 years
0130	20 years
0131	4 years
0137	6 years
0146	A few months.
0148	29 years
0150	6 months
0153	2 months
0161	2.5 years
0166	15 years
0173	14 years
0174	4 months
0179	Since graduation 5/01.
0215	I start next week.
0216	5 years
0225	16 years
0226	1 month
0237	6.5 years
0239	8 months
0246	1 year 4 months
0256	9 months
0259	2 years
0262	3 months
0266	1 year 3 months
0268	4 years
0272	6 months
0283	8 years
0302	2 months
0310	1 week
0328	10 years

0338	1 month
0351	1 year
0365	8 years
0366	2 years
0367	10 years
0371	4 years
0374	1.5 years
0395	18 months
0397	About 4 years for both.
0410	1 year
0414	For a year.
0415	4+ years
0420	3 years
0422	Almost 1 year.
0425	Just started.
0427	2.5 years
0435	4 years
0448	2 years
0449	2.5 years
0457	1.5 years
0464	10 months
0467	12 years
0495	2 years
0507	5 months
0509	4 months
0517	4 months
0518	1 year
0519	12 years
0520	1 year
0524	1 year
0527	6 months
0532	3 years
0533	2 years
0564	1 yr 4 months
0565	3.5 years
0567	2 years
0581	2 years
0589	2.5 years
0599	FT: 11years, PT: 3 months

0600	4 years
0601	2.5 years
0610	3 years
0614	22 years
0640	A little over 7 years.
0653	1 year and 2 months
0654	2.5 years
0662	2.5 years
0663	8 years
0664	4 years
0685	1.3 years
0687	1 year
0699	1 year and 3 months
0700	2 years
0718	2 years
0719	2 years
0723	3 years
0728	5 years
0732	18 months
0746	12 years
0748	4 years
0751	August 2002
0755	1 year
0767	4 months
0775	1.5
0777	6 months
0778	6 years
0780	2 semesters
0788	10 months
0799	18 years
0802	1.5 years
0803	4.5 years
0806	4 years
0811	Just started.
0817	6 years
0821	12 years
0825	13 months
0828	3 weeks
0838	6 months

0839	25 years
0848	6 months
0850	1.5 years
0868	2 years
0883	14 months
0887	12 years
0890	4.5 years
0895	2 years 3 months
0899	1.5 years
0901	2 years
0903	Since graduation, 1.5 years.
0910	5 years
0911	5.5 years
0924	1 year
0929	1 month
0940	1 year 6 months
0947	9 years
0955	A little over a year.
0960	One year and a few months.
0961	4 years
0962	14
0966	2 years
0967	2 years in 10/02
0977	13 months
0980	12 years
0993	Over two years.
1001	3 years
1002	21 years
1015	2 years
1020	2 years
1026	6 months
1031	1 year
1032	2.5 years
1033	16 months
1036	3.5 months
1040	1 year
1041	5 years
1055	8 years
1073	28 years

1077	7 years
1078	1 year 2 months
1081	32 years
1096	2 years
1119	2 years
1125	6 months
1137	5 months
1138	3 months
1143	7+ years
1146	1 year
1151	1 year
1154	2.5 years
1158	1.5 years
1159	3 years
1161	2 years
1165	1 year
1168	24 years
1170	1.5 years
1176	3 years
1178	Almost 2 years.
1187	1 year
1188	1 year 1 month
1197	2 years
1208	6 months
1212	2 months
1218	Over one year.
1222	1 year
1225	2 years

***Survey ID    Q22 How long did you seek employment before obtaining your present job?***

0006	1 month
0011	1 week
0024	2 months
0048	3-4 months
0064	Prior to graduation.
0077	I already had another job too.



0087	4 months, self-employed designer.
0091	Already was employed while in school!
0107	1 month
0146	Had a different job before this one.
0150	1 week
0153	Worked right after college at Harper.
0166	Started as a teacher, Harper helped me become a Director.
0174	Was working while attending Harper. New job.
0215	1 year
0226	2 months
0246	Less than a month.
0256	Few months
0262	1 month
0266	One week
0272	1 month
0302	3 months, worked at another job for 6 months.
0328	2 weeks
0338	1 month
0351	2 months
0366	Immediately
0374	3 months
0395	3 weeks
0410	Switched jobs.
0414	I worked there before under a different position. They offered me a job after I graduated.
0422	3 months
0425	1 week
0457	3 months
0464	2 months
0507	A week or so.
0517	1 year
0518	6 months
0520	Did not seek prior to graduation.
0524	A month
0527	1 month
0581	5 months
0589	4 months
0599	PT: 1 week
0610	Was employed before graduating.
0653	I found job right away.

0654	A couple of weeks.
0685	3 months
0687	1 month
0699	2 months
0700	I got the job immediately after graduating.
0719	Had to take NCLEX - 2 months
0723	1 year
0732	2 months
0755	2 weeks
0767	Internship
0775	Internship while in school.
0777	4 months
0780	I took my 1st semester at Columbia, OH from working and entirely focused on my classes, and then got hired in the Spring.
0802	8 months
0806	Already employed.
0811	1 year
0825	3.5 months
0828	Was working while at Harper.
0848	1 month
0883	2-3 weeks
0899	Right away.
0924	1 day
0929	Did not actively seek job.
0960	6 months
0967	1 month
0977	3 weeks
1026	Couple of months.
1032	From one job to another (same industry).
1033	3 months
1040	6 months
1078	I've always been employed.
1096	0 months
1119	1 month
1138	9 months
1146	1 month
1151	6 months
1165	1 month
1170	3 months

1178	2 weeks
1187	1 month
1188	3 months
1197	8 months
1208	Not long.
1212	One month after graduating 4 year university.
1218	3 months
1222	1 month

***Survey ID      Q25e How did your Harper College education help you? Other:***

0077	None
0131	None
0146	Higher education.
0150	NA
0153	More educated for ISU, helped save money.
0173	Improved knowledge.
0215	None of the above.
0237	None of the above.
0256	Not applicable.
0262	None
0272	Improve competitive skills.
0304	Have a job.
0367	Continuing education.
0435	Transfer
0457	A job to grow into.
0464	None
0467	Sharper skills needed for management.
0519	Fill in some gaps.
0599	Knowledge of math.
0614	Rounded education.
0640	Speaking skills.
0654	Helped on resume.
0719	Never ever made this much money before - was on public aide 2-3 times in past, now I'm independent.
0746	Increase knowledge to do different job.
0748	General knowledge.
0751	None
0755	None of the above.

0777	Transfer to 4 year college to get bachelors.
0780	With my current education.
0803	Transfer to NIU.
0839	Job education.
0890	Scholarship
0901	Move to a 4 year school.
0903	Helped meet the needs of the employer.
0947	Different field.
0993	More educated.
1020	It did not help me.
1073	Knowledge
1078	Prepare for school now.
1096	It didn't.
1125	Gen Ed credits.
1138	Personal achievement.
1146	Communication
1151	None
1159	Self Actualization.
1168	Helped me immensely as a person.
1176	Harper fashion department reputation.
1212	Transfer to a 4 year university.

***SurveyID    Q30 What did you like best at Harper College?***

0011	Small class sizes.
0024	Class size.
0029	Some of the teachers at Harper were excellent.
0033	The advisor XXXXXXXX. He was extremely helpful. I really enjoyed Geography and Cultural Anthropology.
0041	Very nice and helpful staff and teachers.
0048	Location.
0054	I liked the small class size and the fact that I could register by telephone. My advisor informed me about the pharmacy program at Purdue, he did a great job to let me know about the school and its other programs in case I don't go to pharmacy school.
0062	Encouragement by all faculty members and their availability. Class size and different types of classes offered.
0077	Short commute.
0083	Instructors are very good.
0084	Participating in athletics...coaches need to be chosen with more skill and ability to work with college students.

0091 Everything was convenient.

0097 Large number of classes. Many of the teachers are fabulous people and it's great that they are given the amount of freedom they have in determining course curriculum.

0105 Admission and student services are very knowledgeable. Nice campus.

0107 Meeting true friends.

0108 Everything.

0129 Teachers were a great help and very understanding.

0130 Instructors.

0131 It's close to home and it offers web classes.

0137 Convenience, price, excellent teaching staff.

0146 It's convenient location, price of admission, and the small class size.

0148 Class availability and variety. Campus.

0150 Class size, variety of classes and the times they were offered.

0153 Small classes and teachers, willing to always help. My graduating year I had XXXXXXXX for 2 classes - he was the best teacher I have ever had - he should get a raise! Very helpful, knows and loves his job. Yea for XXXXXXXX!

0166 Teachers.

0173 Availability, course ease of use, instructors diversity.

0179 Nursing program.

0185 XXXXXXXX, she is the best. XXXXXXXX, he is great.

0195 Biology faculty: XXXXXXXX and XXXXXXXX were excellent teachers!

0196 Location.

0203 A few members of the faculty.

0215 The location.

0216 The teachers in the Early Education department were very supportive and caring.

0225 Class size and study areas.

0232 The interpreters that were provided as well as the faculty that was willing to work with them.

0237 The variety of class hours.

0239 Size of campus, resources available at great price.

0246 The nursing program was made personal not just educational - I wasn't just a social security number.

0256 Being able to participate in Formulator was one of the best things I did at Harper. Formulator gave me excellent experience and helped me to decide to major in accounting.

0259 I liked that it was close to home, that it offered a wide variety of classes at a variety of times, that the teachers were good and the classes were fairly small.

0262 Location.

0263 Inexpensive tuition, most of the instructors are excellent, and the instructors actually want you to learn.

0266 That I found fellow students were approximately my age >35 yrs.

0268 School facilities and teachers.

0272 The affordability and convenience.

0283 The availability of course classes and class times.

0295 The reputation of my certification program at Harper is excellent. This gives validity to my certificate in my particular venue.

0302 A variety of study areas, help in the library/computer section, XXXXXXXX biology classes and his props. XXXXXXXX English 102 class, XXXXXXXX in bldg D.

0310 The faculty and variety of courses.

0337 I met a lot of friends and it was convenient for me to work and go to school at the same time.

0338 Scheduling of classes convenient to my schedule.

0351 Food at the restaurant.

0365 The great instructors and the friendliness of the campus.

0366 The instructors and the interesting classes. This was a really great experience for me.

0367 I loved the Fashion Department and the work they do. XXXXXXXX was also a wonderful teacher to have for business classes.

0374 Location, class hours, affordability, course content.

0390 For a small school there were excellent teachers.

0397 The diverse amount of people.

0410 Tuition, small class size, able to transfer most classes.

0412 My instructors were all intelligent, friendly, and willing to give help outside of class.

0414 Good ESL classes. Best teacher - XXXXXXXX (ENG department). I still remember his classes - it was a great experience. Good nursing program.

0415 Location, cost, overall knowledge of faculty in their subject areas.

0420 Student/instructor relations. Faculty was very helpful in my education.

0422 The quality of some of the instructors and therefore the fondness which developed with those that were caring and possessed excellent teaching abilities.

0425 Location.

0427 The closeness and personal attention from instructors. The helpful staff in library, offices and administration. I especially liked that a "mature" student does not feel out of place on campus.

0435 Administrative staff were very efficient, knowledgeable and accurate! (and friendly).

0449 CIS programs constantly being updated or created to reflect industry trends. Megalab hours and connection to CIS classrooms.

0457 Location, time and availability of courses. Faculty very good in my major.

0464 I liked the atmosphere. It seemed like teachers were interested in their subject and excited to be there. I had a wonderful experience.

0467 That a general management program was available. Close to my home.

0474 The instructors are excellent - XXXXXXXX, XXXXXXXX, XXXXXXXX, XXXXXXXX, XXXXXXXX, etc., they were all genuinely interested in their subjects and in their

0477 The location, it is very close to my home and at the time I needed to be close.

0495 Instructors availability, class size, location and sports.

0503 The Distinguished Scholars Program was the best part of my Harper experience. My teachers were also excellent, for the most part, and the atmosphere was enjoyable.

0507 Distinguished Scholars Program and the faculty.

0509 Courses, teachers.

0510 Location.

0517 The small classes, approachable teachers, cost.

0518 Location.

0519 Pretty fair when issues came up - flexible.

0520 Excellent instructors.

0524 Classes and teachers.

0525 I loved the staff. Everyone working at Harper is very committed to the students. The facilities are also great. A lot of activities to be part of. There is also a great love for diversity.

0527 Convenience.

0533 It was close to home, small classes and the teachers actually taught.

0549 All the instructors, professors were very pleasant, and helpful, and available. I loved and used the tutors help for additional help in all classes where they were available.

0565 Convenience of it's location. Good teachers and nice facilities.

0567 Classes I wanted. Convenience of locations.

0581 Location, staff, instructor.

0589 Convenient locations, affordable tuition, availability of morning, afternoon and evening classes.

0599 The professors.

0600 I always felt welcome there. I liked the mix of students.

0601 Excellent teaching staff that are available and want students to succeed. Great services.

0614 Age diversity in classes. I enjoyed being the older person in class. The younger people looked to us for help.

0621 XXXXXXXX. The math department.

0633 Campus set-up. I liked the centralized feeling at the quad where you can see the next building you need to go to while in the quad.

0640 I was an art major and teachers I had, XXXXXXXX, XXXXXXXX, XXXXXXXX, were incredible! We would often get caught up in discussion in regards to art in the real world and I see them as friends over being an instructor. It made me want to go to class.

0643 The small class sizes and the warm, caring faculty.

0653 Nursing lab.

0654 It was a good decision because I got GenEd courses out of the way and it prepared me for later educational challenges.

0661 I liked best that the faculty were amazing and that they were so available to the students.

0662 The convenience and flexibility.

0663 An excellent variety of night classes made it very easy to fit college into my schedule.

0680 Great school.

0685 The camaraderie among adult students and faculty. Field trips. Class sizes were nice and small - average 13.

0687 Convenience, availability, skills training, superior faculty.

0699 The small classes and personal teachers.

0700 I really enjoyed the people at Harper College. The students and the staff at Harper are great. I also enjoyed being part of several student activities at Harper.

0718 Access to computers for internet and typing papers. Nursing school instructors that were honest

and fair, whereas in most nursing schools they are blatantly dishonest, unfair, egotistical, (one calls herself "Professor" and refuses to say hello to students in the halls) and just plain rotten people. Harpers' nursing program people are diamonds among dirt clods in the nursing education field.

- 0719 Teachers really cared and really focused on your passing of the NCLEX and that you would be proficient clinically.
- 0723 At the time, it was close to home, class hours were very convenient for night classes, instructors, XXXXXXXX was excellent.
- 0732 I was very impressed with the quality of instruction. I feel that I learned just as much at Harper that I would have at a 4 year institution. Also, the cost and the fact that everything transferred is great.
- 0742 The small classes. Being able to live at home. Cheaper than universities. Excellent professors.
- 0746 Availability of classes and class hours.
- 0752 Dedicated and compassionate full time student friendly instructors.
- 0755 The class size and campus. I really liked the layout of the campus.
- 0767 Knowledgeable teachers. Good class size.
- 0775 Flexibility classes offered.
- 0777 Variety of day and evening courses.
- 0780 The cost, faculty, closeness to home. The classes were also offered several times on different
- 0801 Close to home. Teachers were very helpful.
- 0803 Small campus.
- 0806 Course structure and evening classes.
- 0811 Clubs/Orgs, Café at student Center, café at building I/J, advising at CMAAAC (XXXXXXX). Student center, pool playing/arcade area, cafeteria, student center movie area, Center for New Students & Orientation.
- 0817 Staff in library extremely helpful and courteous. "Back to school" week was fun!
- 0821 My instructors, they helped us in and out of class.
- 0825 1) Appreciated restful surroundings at stressful times. 2) Efficient and knowledgeable library staff. 3) Availability of computers in computer labs and assistance by staff.
- 0828 Meeting new students and professors.
- 0838 Teachers are very knowledgeable and willing to help students.
- 0839 Instructors and course contents. It was very convenient to take classes at my place of
- 0848 Small class size, convenient, student oriented.
- 0850 The interest the teachers showed in teaching. Also the cultural diversity.
- 0856 Most of my courses, meeting the faculty and other students. The satisfaction that I finally received my diploma and certificate. I enjoyed the whole process.
- 0868 Hours and availability of classes.
- 0890 Close to work, great teachers, PTK & Honors programs.
- 0895 Diversity of courses, excellent instructors, flexibility of course scheduling.
- 0897 I went to school at Harper about 20 years ago. The pool hall was cool and the classes were
- 0899 Teachers, student center staff, programs.
- 0901 It was close and I did not spend a lot of money for a good education.



0903	I found the instructors professional and a wealth of information. They were attentive to the students needs and challenged me to excel.
0910	Education was good and affordable.
0911	Excellent professors, flexible/many course offerings, I obtained a great general education background. Great teaching styles.
0918	Excellent class selection. Close to home.
0924	Teachers understood the material. They were good at sharing their knowledge.
0929	Close proximity to home.
0940	The campus location was very convenient, as well as the large number of classes offered each semester.
0947	Location and teachers.
0955	I enjoyed the Honors Program very much and am very glad I became involved in it. I also liked the speakers/presentations/symposiums/performances that were offered.
0961	I liked how easy it was to enroll and get hold of teachers if needed.
0963	Location. Course availability. Diverse student population.
0966	The people.
0967	I have been attending Harper College off and on since 1970. I have been pleased with every aspect of it over the years. It has grown tremendously. I am very proud to say I have attended it over the years.
0977	Location.
0980	Location.
0993	The ease of obtaining courses and having excellent teachers.
0996	1) The Honor's Society classes, they were smaller. 2) Extra curriculum activities such as the Harper Speech Team. 3) A selection of full time, tenure professors that were concerned to provide their students with a structured, organized and planned class.
0998	I played basketball for the Hawk team for 2 years. I will never forget that experience! I felt part of the school and the teachers accepted that.
1001	Learning, classmates and instructors.
1015	Availability of courses.
1020	Library and computer usage.
1026	I liked the one class that would go outside and learn about all the trees around the campus.
1031	Very good college to start out.
1032	Motivated professors, convenient location and class schedules.
1033	Campus location and size.
1036	Reasonable tuition.
1040	Close to home, price.
1055	Teachers, cost.
1073	3 classes = 2 purchasing classes with XXXXXXXX and 1 business class.
1077	Great teachers, great location, affordable.
1078	Very organized, provided what I needed, excellent teachers, low cost, convenient location.
1081	In general, the instructors were concerned for the students and I had confidence in their knowledge and ability. I also thought Harper facilities and classrooms to be superlative.

1096	Teachers were excellent.
1098	The closeness to my home.
1099	It gave me a chance to grow and figure out where I wanted to go afterwards.
1112	Location and Athletics program.
1124	Everyone is treated WELL irrespective of nationality and culture.
1125	Location and class times/schedules.
1137	Physical fitness programs and convenience.
1138	Eight week courses which were faster paced.
1142	The faculty was very helpful. The class sizes were perfect.
1146	Challenging professors, competitive classrooms.
1151	The whole learning experience improving myself. XXXXXXXX has been a huge help in completing my education.
1154	My experiences with XXXXXXXX. He was very friendly and helpful.
1159	Teachers that were passionate about their subject. Interesting lectures. Personal attention from faculty.
1167	There was plenty of interpreters available to interpret for me while I was attending my classes at Harper College without any problems. I really enjoyed working with the wonderful counselor for the deaf/hard of hearing students in Access Disability Service Office.
1168	The instructors, they were well qualified and good at what they do. I would drive 45 minutes to Harper as an out of district student and never be sorry. It was always very motivating for me.
1170	Low tuition rates, which is great when you, as IT professional, are forced to take such a banal class as Windows 95 or introductory programming.
1176	Faculty experience/knowledge.
1178	The instructors were knowledgeable about their field, were available for help and wanted to see students succeed.
1180	Teachers, courses I took, tutoring center.
1187	Is close to home, affordable, clean asthetic environment indoors and out. Plenty of parking.
1188	The willingness of the instructors to help students, and the real world content of course material.
1208	The small class sizes. I feel that Harper/Paralegal program has prepared me for the work
1216	The knowledge of the professors.
1218	I loved Harper. It was the perfect size for effective learning. I learned more and enjoyed more there than ISU, my transfer 4 year school.
1222	I was in a limited enrollment program. I enjoyed the faculty and students I spent 2 years with.
1225	Nursing students registered first for classes.

***Survey ID    Q31 How can the College improve in its instruction?***

0011	Make courses harder.
0024	More personal, more one on one with instructors.
0029	The majority of my credits earned at Harper was over 8 years ago. (smaller classes) (more verbal presentations).

0033 Offer more degree programs in the health care field.

0048 Needs to stay current with it's computer software versions.

0054 I don't know why some courses are just offered during the fall or spring semester. Courses like organic chemistry should be offered anytime.

0062 I believe no improvement is needed.

0064 As far as the Medical Transcription program is concerned, there was a transition in my final year. It was a bit crazy. I would recommend the department obtain recent tapes with more of a variety of specialties. I would like to see the College pay mentors for students. My on-hands experience helped me the most.

0084 All professors need to speak English clearly.

0097 Computer classes need to be updated - BASIC is a joke.

0105 Look closely at full time faculty and their desire to meet students needs and changing education methods. Your part-timers seem not to care much. Too busy with careers.

0108 Nothing.

0129 Nothing.

0130 Better prepared for class.

0131 Offer more classes after work hours - 6:00pm - 10:00pm.

0137 More full-time teachers.

0148 Varied times so that full time employees can take 2 classes in one evening. Quicker to a

0150 Include a variety of methods instead of just lecturing.

0153 Only had one bad instructor, so the instruction is pretty much well over average.

0166 Nothing I can think of.

0173 Most instructors are excellent facilitators and are very knowledgeable.

0179 Better classrooms and lab for nursing.

0203 Get more qualified and interested instructors who are prepared to instruct the class. Reduce class sizes to a manageable group.

0215 Hire instructors that speak English well!!

0239 Smaller class sizes.

0256 One of the major weaknesses I observed at Harper was the English classes. The classes lacked the strong grammar instruction I needed. Luckily, the current college I attend offered an excellent grammar class - Business Management 320.

0262 Coordinate test dates, I would have tests in all classes falling within 2 days. They should schedule test dates farther apart.

0263 More engineering students need to be enrolled in classes such as EGR 205, 260, 262 (I only took 205). The myth of "I'll learn what I'm majoring in at my 4 year school" needs to go

0266 I was very satisfied with the quality of instruction in the Nursing Program at Harper.

0268 Most of the teachers in Harper are very good and helpful. But like other colleges, there are a few teachers who were not very enthusiastic about teaching.

0272 Support the full time and part time instructors with resources and competitive/higher salaries.

0295 The "tear them down then build them up" philosophy in my program needs to be examined. If not done properly, this approach can do more harm than good.

0302 Be better prepared to provide qualified teachers when there are unexpected vacancies.

0310 Instruction good.

- 0351 Make smaller classes.
- 0365 Have more offerings especially in the summer.
- 0374 More demonstrations involving specific set-up and presentation techniques by instructor.
- 0397 Find some more teachers that would do hands on things.
- 0415 More career direction early on - had to return to take introductory business classes after graduation.
- 0420 I found the faculty very helpful.
- 0422 Ask instructors to be more respectful of students and less condescending in their attitudes, and decrease all the "busy work" projects. Concentrate more on clinical skills!
- 0427 We could use a few more of those wonderful instructors in the interior design department - too many students to one class.
- 0435 Offer more alternative ed courses.
- 0449 Insure textbooks are always current, even if they have to be changed every other or every semester.
- 0464 Integrate classes with technology - more computer opportunities in "regular" classes.
- 0467 Possibly run classes even though student enrollment is below the minimum. Several of my management classes over the years were cancelled due to low enrollment. This was a big hassle in planning my course schedule.
- 0474 Smaller classes for everyone. I was in the Honors program and the small class size made it easier to learn. Listen to other students, be heard and build academic strengths and relationships.
- 0477 The instructor I received was good, but many of the classes seemed very simple/basic for college level.
- 0503 Instructors could invest more time in caring about their students as individuals. In order to make a huge difference in someone's life as a teacher, you must first form a relationship of some kind.
- 0507 More acting classes.
- 0510 More sensitive to students ability to learn at a different rate.
- 0517 Not sure.
- 0519 Use instructors that currently work in a full time position - in the real world.
- 0520 Give more priority to the Nursing Program - we were stuck in over-crowded classrooms.
- 0524 Nothing that I can think of.
- 0525 I think Harper is great. I think the school would thrive even more if there was a way to get students involved - make it more of a typical 4 year college experience.
- 0533 I think it is fine the way it is.
- 0564 More hands on training in class, less book work.
- 0589 Better advising and help from counselors.
- 0599 It's very good already.
- 0614 Time exposure to students in class in order to foster better understanding.
- 0621 Finding a staff of teachers whom will not strike in middle of semester. English department ext. poor, learned nothing in 101 or 102, grading procedures make no sense in Eng 1. English prof. started a late start class with all other classes, did not discover error until I brought it to their attention.
- 0640 All teachers should be like them, taking time to talk with students. Some teachers I had

- sucked. They were completely by the books and acted like robots. This doesn't make for a good environment.
- 0643 Offer more telecourses or self directed courses.
- 0653 Less pressure on students.
- 0654 Offer a better tutoring center for students and athletes.
- 0662 Update instruction tools.
- 0685 In the Interior Design program, a class about running a home-based business taught by someone currently in the field would be a nice addition to elective curriculum.
- 0687 Upgrade clinical equipment.
- 0699 Give your teachers better benefits so they don't strike again and my sister can graduate.
- 0719 I needed a place to study on Sundays away from family, but Harper security would ask you to leave at noon and library closed.
- 0732 Offer a few more courses than just the basics. For example the biology courses at Harper are biology, zoology, and botany. There should be more!!!
- 0742 More parking. Registration could be easier, I mean more availability of classes.
- 0780 It was great. I really can't think of to much. I think your instructors are better than lots of instructors at Columbia where I'm paying thousands more.
- 0803 Teacher reviews by students.
- 0806 Satisfied with instructors.
- 0817 Adequate room size for class (too many/too small/too hot). Also, better coordination of availability of Interactive CD's in the computer lab. Know nothing about programs I was required to do for coursework.
- 0821 Give them more and better tools to work with.
- 0825 Self contained departments/certified programs need periodic rotation of instructors for overall view of program in its entirety.
- 0838 Offer classes on how to prepare for a job in your field.
- 0856 I think on a whole most instructors were very knowlegable and did a good job. I can only say that there was only one or two that I didn't think was capable, and one or two that were
- 0890 Every teacher I had, with the exceptions of xxxxxxxxxx (English) and xxxxxxxxxx (Math, adjunct faculty), was great. xxxxxxxxxx and xxxxxxxxxx treat their students unfairly.
- 0895 I was very satisfied with the instruction. I have no suggestions for improvement.
- 0897 I wouldn't know - I haven't gone to classes there in 20 years.
- 0899 I think it is functioning very well already.
- 0901 I was ok with everything.
- 0903 Increase the amount of time the nursing lab is open.
- 0911 More class discussion required in some classes.
- 0924 Faculty parking lots should be marked in a more obvious fashion.
- 0940 My major was Interior Design and I would have liked that the course work be geared more to the industry market today. Instructors spent to much time on the fundamentals and less time on what we would face on the job.
- 0955 I felt that I had outstanding professors overall. I don't feel that (based on my own experiences) the instruction could be improved.
- 0961 This question really depends on the individual staff. Have the professors for the same

- subjects, have meetings to discuss and align instruction.
- 0963 Maintain student standards and accountability.
- 0966 Monitor teachers more to see how they are teaching and go from there. Ex: classroom visits where a selected person watches the teacher's instruction for a day.
- 0967 Continue to employ the best instructors that you have as always.
- 0977 Hire specific instructors that aren't out to make you feel low.
- 0993 Keep on doing what Harper is doing.
- 0996 1) Better screening of some instructors (especially part-time instructors) on their class preparation, enthusiasm to teach and after class student availability.
- 1001 In the classes I took, I knew exactly what the course was about, what we covered and when papers were due. We also knew when exams would be and what would be covered. This is very good for the students. The rest is up to the student!
- 1015 I found I did better in small classroom settings. I do not like lecture halls, you become a statistic in a class like this.
- 1020 Motivate staff. Make sure teachers have proper course outline. When entering a 101 course instructors should realize most students are not educated in the 101 topic.
- 1026 By explaining things more clearly.
- 1031 Best curriculum.
- 1036 Monitor part-time hygiene teachers. Make sure they are knowledgeable, but more importantly, able to teach the subject.
- 1040 Become a four year institution without changing the small type atmosphere.
- 1041 Get rid of xxxxxxxxxx. He is an unfair, sexist, jerk!
- 1073 Realize adults are working 10-12 hour days then they go home to more work, kids, etc.
- 1078 It's great!
- 1081 There are a few instructors that need to be weeded out.
- 1096 Nothing comes to mind. It is better than my current 4 year college.
- 1099 Some of the teachers were not effective at all.
- 1112 Make courses more rigorous to prepare for four year schools.
- 1118 Try and make it feel less like a high school and more serious, that will help instruction and grades.
- 1124 Some instructors don't know their subject. Make sure they have enough knowledge before hiring them. Choose 5 best students in each class, and ask them how the teacher is.
- 1125 Hiring more well focused instructors.
- 1138 Offer more half semester courses, offer more alternative classes for core requirements like micro bio for biology.
- 1142 More feedback from students in reviewing instructors. There are some that are really outstanding and a couple that are really not. Also, give the teachers their raise, the difference will pay out in morale.
- 1146 Keep good instructions.
- 1154 Some teachers need to focus more on actually teaching and less on telling personal stories. Stories are okay now and then but should not be the class focus.
- 1167 I was hoping that those instructors would improve their teaching skills while they are using the chalkboard or the overhead rather than giving their lectures using the textbooks during the whole class period in the future.

- 1168 Maintain your instructional teams, keep your teachers happy. You're on the right track.
- 1170 Respond to student e-mails, provide opportunities for professionals to opt-out of classes they already understand/know. Accept transfer credit from other schools - don't just give the idea of transfer credit lip service like you do now.
- 1176 Keep experienced instructors.
- 1187 The nursing instructors need to update their material to the current trends. For example, care plans are a thing of the past. Teach head to toe assessment. Teach the student nurse how to assess his/her patient rapidly and not waste time with tasks.
- 1188 Provide more practical or real world applications of course content.
- 1216 No suggestions at this time.
- 1218 The instructors are excellent!
- 1222 Less busy work. More external real world experience.

***Survey ID Q32 How can the College improve in its services?***

- 0011 Offer more information about out-of-state schools and hire academic advisors who know what they are doing.
- 0024 Have activities for students so they can meet more people that attend Harper.
- 0029 When I attended there was trouble getting on computers.
- 0033 Bookstore should be open for late evening students.
- 0048 Counseling center needs to be more current with regards to transferring requirements for 4 year university programs - specifically the HIMA program, only available at 3 Illinois universities at last assessment.
- 0054 I believe, the College needs more tutors in areas such as physics and organic chemistry. I also believe there should be a program to encourage minorities to major in science. Furthermore, team work needs to be addressed in class.
- 0062 Again, no improvement needed.
- 0077 Need to make students aware of weird rules. Like they won't open your transcript til you sign off. I had to sign off twice cuz no one paid attention: terrible at helping students transfer/graduate: slow with transcripts. ALL counselors tell you different courses needed to graduate, I had to take 3 courses I didn't need!!!
- 0084 More advertising of what is offered - in mail, posters, etc.
- 0129 Nothing.
- 0130 Better prepared for class.
- 0131 Lower the cost.
- 0148 More info at registration. Went to Harper for 28 years before I knew they had a disability program.
- 0150 Have the services be advertised more.
- 0153 Better, more educated counselors. I had 5 over the years I was there and none really knew how to help with classes and transfer credit. I basically had to do it on my own.
- 0173 Lower costs of books, fees, and tuition.
- 0179 More study areas with computers. Better nursing labs, larger classrooms.
- 0203 Update and provide useful equipment and ingredients in the Culinary and Pastry Arts

areas. Reduce class sizes to allow the instructors the ability to properly teach and instruct students in the Culinary and Pastry Arts groups. Otherwise, drop the programs and make arrangements with Elgin CC to accept Harper students in these areas at the same tuition

- 0215 The teachers and workers need to be more responsive to individual needs of students.
- 0216 Become a 4 year college.
- 0239 Better parking!
- 0256 Overall, I can't think of any reasons why Harper would need to improve its services.
- 0259 Keep counselor appointments on time.
- 0266 Keep re-evaluating your services and asking students opinions.
- 0272 Promote health services department in addition to the convenience and affordability through radio promotion, flyers, etc.
- 0310 Some type of orientation for new students describing the available services.
- 0338 Offer additional "early bird" classes or possibly "lunch time" classes for added
- 0351 Less administrative work.
- 0365 By being better informed throughout the campus offices.
- 0366 I had no problem with any of the services at Harper.
- 0374 Our classes were split with beginner and advanced students which hindered the instructors ability to give the proper attention to each group.
- 0410 I spoke to a few different counselors, and each one told me contradicting things about quality of transfer schools and which classes transfer.
- 0415 Offer four-year degrees, only attending Roosevelt because of location, would love to return to Harper.
- 0420 Work on getting architectural program being accredited, so more architectural classes
- 0422 Provide more preparation for Dental Hygiene students in regards to the "real world", i.e. treatment guidelines based on 1 hour treatment times, more instruction with Ultrasonic scaling and rubber cup or air polishing.
- 0427 No improvement needed as long as everyone keeps up the good work!
- 0449 Add query feature to Web course listing that allows the user to print all the courses in one department.
- 0464 Harper has very useful services - I wish I would've known about them sooner.
- 0467 Widen and raise the sidewalk from the north lots to the school. Sidewalk has water ponds and is too small. A 6'8' walk is needed, this way plowing snow would be easier too.
- 0474 Vegetarian food in the cafeteria, make students more aware of services.
- 0477 Make sure the advisors know what they are doing. They made me lose out on 9 hours due to them not transferring.
- 0503 Students center is not in a convenient location so I don't think people found it natural to get involved.
- 0524 Nothing - it would be good if Harper became a 4 year school.
- 0525 Make the Career Center more accessible. I think a lot more people would use it and benefit from their wonderful services.
- 0533 I don't think there is anything that needs to be changed.
- 0564 Improve parking.
- 0565 Make sure counselors help the students more on obtaining a 2 year schedule.



0599	Go to a 4 year school!
0614	Haven't used the services offered. From what I see, services are plentiful.
0621	Don't put lakes in between parking lot and school. Put in more parking lots. Post grades on line.
0640	I didn't have a problem with any of it's services.
0643	Offer more weekend classes.
0653	Decrease paperwork.
0654	Improve advising to accommodate students going to out-of-state institutions.
0685	Healthier snacks in vending machines.
0687	I noticed many services available to students although I did not personally use the services. I would guess that help is available for any student that needs it to succeed.
0699	Build tunnels to connect the buildings or from the buildings to the parking for bad weather.
0700	I think Harper should do a better job at guiding new students. I also think counselors need to be more patient with students.
0732	I didn't really take advantage of any services.
0742	Add more classes and parking.
0746	Do not list classes that will not be given, or if listed, give alternatives.
0767	Keep tuition rates low.
0777	Costs of books are too high. They are returned for extremely low cost and then sold again at high cost. Have books available at library. (some) Student discounts for good grades.
0778	Make it easier to register and pay for classes.
0780	I would create more social programs and possibly a dormitory because when I attended Harper I really felt like I missed out on some of those basic college experiences. I would also eventually make Harper a 4 year institution.
0801	Better parking.
0802	More help with job placement after graduation.
0803	Non-typical student clubs/services.
0806	Improve communication between registration and admissions. Have more evening and weekend classes.
0817	I can't think of anything. I really enjoyed attending Harper.
0828	For the disabled they need to improve in better bathroom doors. People in wheel chairs have a hard time going in and out. The heavy door is an inconvenience. It needs to be
0856	The program I was in had a change in heads of department and some of their instructors. I think it was a positive experience. I felt in the end we felt better about how we as students were treated. Somehow, I feel the transaction could have gone a little smoother. It was an emotional time. Everyone was helpful and did try but it did cause some problems and bad feelings for us as students.
0895	The Academic Advising department could use improvement in availability and accuracy in preparation for students transferring to 4 year colleges.
0899	Wonderful staff, keep on doing good work.
0901	Registration is easy. Maybe have a more involved counseling team.
0903	Make or buy copies of the nursing lab CD's so they can be done in the library during hours when the lab is closed or restricted d/+ labs.
0910	Make sure that there are plenty of computers available for students.

- 0911 Make itself more known to advanced ability high school students.
- 0924 If a student inadvertently parks in a faculty parking lot, they ought to get at least one
- 0929 More parking.
- 0940 The College sorely lacks the accessibility for the disabled, with very few buildings being adequately accessible.
- 0947 4 year college.
- 0955 I can only think of one thing and that is sometimes I encountered unfriendly people in some of the offices, but that may not be something Harper can directly improve upon.
- 0961 Improve accessibility to schedules on line.
- 0966 More communication with students, staff, and faculty can determine what services should be improved.
- 0967 The College's services do not need improvement. Just to continue in being the best it can
- 0993 Bigger bookstore and bigger library.
- 0996 1) Car parking availability as a service. Giving consideration to the student parking is just as important as it is to Harper faculty. 2) Quicker and less tedious touchtone registration.
- 0998 More classes offered over the internet, both the internet classes I took were extremely delightful! I tell everyone how great it was!
- 1020 My mechanical engineering course was cancelled. I did not receive any letters or solutions about the program cancelling. To me it is very displeasing. The counselors could not answer any of my questions. I basically answered everything for them.
- 1026 By getting things a little organized.
- 1031 So far good.
- 1055 Closer parking.
- 1073 Label the buildings better.
- 1078 Great!
- 1096 Better transfer assistance.
- 1112 More counseling for deciding on a major and transfer program.
- 1124 Better teachers, knowledgeable teachers.
- 1137 Better counselors.
- 1146 Keep them going.
- 1159 The advisors don't know what they are advising for (with some exceptions).
- 1167 When I was a student at Harper College, there was lack of tutors to help me with Intermediate Algebra assignments that affected me to receive lowest grades on my tests in class. I had to withdraw that class twice. I was hoping that Harper College would provide better tutors for the deaf and hard of hearing students in the future.
- 1168 Begin offering four year degrees.
- 1170 More convenient parking (paid faculty should not have better parking than paying
- 1180 Desks are too small.
- 1187 Bookstore, i.e. Have current books and modules (nursing) available for students before semester starts so they can get a head start on reading and preparing for class.
- 1216 No suggestions at this time.
- 1218 Counselors need to be just as well trained as instructors. They play a very important role in each students life. Their advice needs to be extremely accurate and understandable!

1222 I felt services were fine.

***Survey ID    Comments***

0022 I answered 'no' to sending a questionnaire to my supervisor only because my job has nothing to do with my degree -- just part time work while I'm finishing school.

0029 I mentioned above, it has been a number of years since I attended Harper (8-10 years). My responses might not be up to date for your survey. Good luck.

0054 I have very good memories of Harper College. I had wonderful professors. The best one of all was my anthropology professor. She gave me the courage and will to succeed. I believe her name is XXXXXXXX (I am not sure about the spelling). I will always be grateful to her. She knows the course material and makes you appreciate the values of other cultures.

0077 Why am I filling this survey out if I graduated 2 1/2 years ago?

0179 I allowed nursing program to contact my present supervisor--please obtain a copy of their information received.

0256 I think Harper needs to emphasize the experiences of past college students when recruiting. I went to Barrington High School and was constantly bombarded with advisement not to attend Harper College. I was determined to go to Harper and was not swayed, but others might have been.

0263 You might want to consider restructuring some classes. For example, CS 125 is an excellent UIUC course, but I think you would have to take CSC 121 & 122 for the equivalent.

0525 I would just like to say thank you for how well Harper College prepared me for my four-year institution. Transferring from Harper enabled me to receive a full tuition scholarship. I wouldn't have gotten that without Harper!!

0549 I am retired now and enjoy my chance to attend Harper. I am just sorry it took me so long before I chose to take that first class.

0621 Almost 2 years ago I went to the athletic advising office in M building. I wanted to transfer to U of I in Champaign. The advisor told me I would not get in and to find another college. I was admitted in to the University in 2002 after graduating from Harper. Good thing I didn't listen to him.

0653 Please do not send new grads to work at 9 North at NWC hospital.

0661 My education at Harper was very beneficial and everything about my experience was wonderful.

0662 I graduated from the Medical Transcription Program during a time of transition for the department. It did, however, look as though it was going to be a positive change.

0699 I would say yes but I don't think he'd take the time to answer it.

0751 Please do not send me any surveys anymore. Thank you.

0868 I answered no to #34 because I am my own supervisor. There is only the owner and myself. The owner is my dad.

0895 Overall, I was extremely satisfied with my experience at Harper. I am proud to say I attended Harper. The diversity of classes was great!

0911 I had a great 2 years at Harper with professors who I will remember forever. Thanks for providing me with such a great education in my years there.

0955 I know Harper is expanding it's facilities, but I hope that not all the grass and trees will be built over! Some of the best times I had at Harper were out on the grassy lawns in the Spring/Fall. Also, I always felt Harper should encourage/provide more recycling. It is important and significant for institutions to support recycling and conservation.

1020 I have taken many courses at Harper and I feel they were all a waste of time. I took them because it was for transfer credits. The only course I felt that was beneficial to me as far as education was ART 110. That's it. Harper really needs to work some things out.

- 1040 Harper was a great thing for me. I got to work and live at home while attending college.
- 1078 I actually like Harper better than Roosevelt because of all reasons on question 30.
- 1081 Re: Q34, Supervisor, Although my current employment does not pertain to my major.
- 1124 Some concerns: 1) More parking space is something Harper needs to think about. 2) Some instructors prescribe 3 to 5 books for one course. Cost of books thus exceeds the cost of tuition.
- 1137 The questions regarding work are N/A to me, since I am still a full-time student.
- 1167 Although I really loved William Rainey Harper College, I still wished that I could have better tutors for my math classes. Having better tutors for me was the only way I could improve and pass my intermediate algebra classes in order for me to maintain my dream of receiving a degree and then transfer to a four year college from Harper College.
- 1168 I loved my time at Harper - you've got the best SLIP in the state of Illinois.
- 1170 Harper gave me a piece of paper saying I can program a computer. Along the way, I got nothing but headaches. I consider my experience an overwhelming waste of time and money.
- 1178 The paralegal program was very comprehensive.
- 1187 After I graduated I didn't feel I was prepared in charting. Not enough time was spent on teaching organization and prioritizing. Too much time was wasted in lab, sitting. Computer class a waste of time. We learned computers at the hospital we worked at. Many hours were spent teaching foley catheter insertion instruction. Another big waste of time. Again teach what to look for in what patient presents with symptom wise. For more info please write me.

## **2000 Graduate Survey Open-ended Responses**

***Survey ID      Q1f What was your primary educational objective when you attended Harper College? Other, specify:***

0100	Finish/complete degree
0118	2 year degree, affordable
0154	Nursing School
0250	To get a 2 year degree
0518	Associate in Liberal Arts
0630	Dental Hygiene Degree
0631	All of the above
0700	Associates Degree
0909	Dental Hygiene
0910	RN AAS degree
1050	Find out what my main interests were, then possibly transfer to a 4 year school
1112	Improve skills for current job, prepare to change careers and personal enrichment
1141	Degree in work experience field
1157	Receive Associate Degree
1196	Obtain 2 year degree
1205	To get re-admitted into Illinois State University

***Survey ID      Q8h How would you rate the convenience of the courses taken in terms of their location? Other, specify:***

0134	Telecourses
0151	Elk Grove High School
0220	McHenry County College
0265	Elk Grove High School
0410	Clinical instruction
0475	Elk Grove High School
0508	Elk Grove High School
0588	Elk Grove
0715	Elk Grove High School
0786	BGHS, Jr High
0871	HEHS
0985	Elk Grove High School

1141	Hoffman Estates High School
1197	MCC
1218	Elk Grove High School
9999	Elk Grove High School

**Survey ID**    ***Q13d What is the main reason that all of your Harper College credits did not transfer to your current institution? Other, specify:***

0043	Awful counseling.
0098	Different requirements, out of state program.
0109	Transferred with 77 credits, school took 66.
0134	Qualified only as pre-requisite.
0190	Sign Language not accepted at DePaul University, not sure the exact reason.
0265	No equivalent at new school.
0269	College only accepted a certain number of credits from a 2 year college.
0397	Math 080.
0408	Different semester hours/class.
0579	Math 102, no longer accepted.
0634	I was advised wrong.
0794	West Point doesn't accept transfer credits at all!
0898	Academic advisors said they would but they did not.
1145	Certain tech specific classes not supported at other schools.
1252	I'm still working toward my Associates Degree at Harper.
9999	Below 100 level

**Survey ID**    ***Q16 Which institution do you currently attend?***

0005	Roosevelt University
0010	DePaul
0043	Illinois State University
0045	Harper
0055	Roosevelt University
0067	NIU
0068	Harper
0074	Harper
0077	Roosevelt
0088	Columbia College, Chicago

0090	Roosevelt
0098	Prescott College
0109	Illinois State University
0117	Roosevelt University
0134	Elmhurst
0153	Roosevelt
0169	ASU
0176	DePaul in the fall
0181	Harper
0182	Illinois State University
0190	DePaul
0201	Northern Illinois
0208	California State University - Northridge
0211	Western Carolina University/Cullowhee, N Carolina
0233	Northern Illinois University
0244	Roosevelt
0246	Loyola University
0265	St. Xavier University, Chicago
0269	Columbia College, Chicago
0284	Purdue University
0288	Columbia College, Chicago
0301	Southern Illinois University School of Law
0302	Roosevelt University
0328	DePaul
0331	Michigan State
0342	University of Illinois in Champaign-Urbana
0345	Eastern Illinois
0347	Elmhurst College
0354	Rowan University, NJ
0359	UIC
0377	Roosevelt University
0387	Moody Bible Institute
0392	Columbia College
0394	Harper College
0396	DePaul University
0397	Loyola University Chicago
0401	Northeastern Illinois University
0402	Western Illinois University
0408	Concordia University



0417	Loyola University Chicago
0438	Roosevelt
0444	Columbia College of Chicago
0446	WIU
0447	Roosevelt University
0455	Northern Illinois University
0488	NIU
0498	Colorado State University
0512	Western
0529	Roosevelt
0539	Lewis University
0546	Northeastern Illinois University
0549	Elmhurst College
0557	Northern Virginia Community College-Annandale Campus
0561	University of Illinois at Chicago
0572	Barat College
0575	Northern Illinois University
0579	Roosevelt
0581	Northern Illinois
0589	UW - Stevens Point
0594	UIC
0597	McHenry County College
0598	Harper
0604	Roosevelt University
0618	NEIU
0620	Trinity International University
0630	University of St. Francis
0634	University of Illinois at Urbana-Champaign
0646	ITT
0665	UIUC
0666	Barat College
0700	Will attend Illinois State
0706	Northeastern Illinois University
0719	DePaul University
0741	Elmhurst College
0762	Graduated from NIU, now at University of IL.
0763	Harper
0781	Northeastern University Graduate School
0791	Roosevelt University

0794	West Point
0795	Northeastern Illinois University
0801	Harper College
0803	SIU
0805	Going to attend NIU
0806	Elmhurst College
0809	Northern Illinois University
0817	Columbia
0818	Raytheon Antarctic Program
0819	UIUC
0825	Western Illinois University
0855	NIU
0869	Roosevelt University
0871	Columbia College
0898	Illinois State University
0899	Northern Illinois University
0910	MCC -- NIU
0930	Roosevelt
0938	Electronic Technology
0942	John Logan CC
0966	Loyola University Chicago
0986	Elmhurst College
1015	Roosevelt - Schaumburg
1016	NIU
1020	Illinois State University
1039	Illinois State University
1041	Roosevelt
1050	DePaul University
1053	National Louis University
1071	DeVry
1077	Roosevelt
1086	UIUC
1099	Elmhurst College
1113	Harper College
1122	Northeastern Illinois University
1127	University of Illinois - Chicago
1145	Harper
1171	Harper
1183	SIU - Carbondale

1205	Illinois State University
1209	Harper
1218	Judson College
1229	University of Illinois - Chicago
1242	Northern Illinois University
1252	Harper College
1260	Northern Illinois University
9999	Judson College

***Survey ID    Q17   What is your current major?***

0005	Elementary Education
0010	Focus area - Purchasing
0043	Art
0045	H.I.M.A.
0055	Spanish
0067	Finance
0068	Material Logistics Management
0074	Computers
0077	Computer Science
0088	Fiction Writing/Arts
0090	Telecommunications
0098	Education
0109	English/Education
0117	Business
0134	Chemistry/Biochem
0153	Psychology
0169	Biology
0176	Religious Studies
0181	Environmental Studies
0182	Elementary Education
0190	Network Technologies
0201	Deafness Rehab Counseling
0208	Magazine Journalism
0211	Elementary Education w/minor in American History
0233	Special Education
0244	Business Administration - Management
0246	Finance/Int'l Business

0265	Psychology, B.A.
0269	Fashion Management
0284	Communications
0288	Sign Language Interpreting
0301	Law
0302	Business Management
0328	E-Commerce
0331	Communication
0342	Psychology
0345	Elementary Education
0347	Elementary Education
0354	Art Education K-12
0359	Electronic Media
0377	Psychology
0387	Bible
0392	BFA in Applied Science
0394	Real Estate
0396	Marketing
0397	Elementary Education
0401	Criminal Justice/Psych
0402	Finance
0408	Secondary Education/Physi/Math
0417	Psychology
0438	Elementary Education
0444	Film and video
0446	Computer Science
0447	Journalism
0455	Elementary Education
0488	Special Education
0498	Open-Option Seeking Business
0512	Elementary Education
0529	Elementary Education
0539	Criminal/Social Justice
0546	Special Ed/Minor Art
0548	Web Development
0549	Human Service Administration
0557	Accounting
0561	Business Management
0572	Chemistry & Biology

0575	SOC/Criminology
0579	Org. Communications
0581	BSN completer
0589	Elementary Education
0594	History
0597	Undecided
0598	Plan to transfer to NIU for BSN
0604	Chemistry
0618	Education
0620	Psychology
0630	Health Arts in Science
0634	Advertising
0646	Networking
0665	Geology
0666	Biology
0700	Early Childhood Education
0704	Political Science
0706	English
0719	English
0741	Music/Business
0762	Political Science
0763	Business Management
0781	Piano Pedagogy
0782	Finance
0791	BSBA Accounting
0794	Mechanical Engineering
0795	Math/Secondary Ed
0801	Web Development
0803	Paralegal Studies
0806	Communications
0809	Design - Visual Communications
0817	Design
0819	General Engineering
0825	Law enforcement
0855	English
0869	Marketing
0871	Criminal Justice
0898	Elementary Childhood Education
0899	Marketing (Sales)

0910	RN -- BSN
0930	Marketing
0938	Refrigeration & Air Conditioning
0942	Nursing
0966	Nursing
0986	Elementary Education
1015	Business
1016	Business Administration
1020	Speech Communications
1039	Psychology
1041	Biology
1050	Secondary Education
1053	Health Care Leadership
1071	Accounting
1077	Finance/Accounting
1086	SOC
1099	Math
1113	I am taking sign language class as a p/t student.
1122	Biology/Secondary Ed
1127	Kinesiology
1145	CIS Technical Certificate
1171	General Studies
1178	Computer
1183	Mgmt Info Systems
1205	Health/Physical Education
1209	Nursing
1218	Business Management
1229	Communication
1242	Speech/Language Pathology
1252	Early Childhood
1260	Nursing
9999	Management & Leadership

***Survey ID      Q19 What is your job title?***

0005	Ast. In Management
0010	Purchasing Manager
0012	Part-time Harper College Staff Interpreter

0013	Echo Tech
0018	Paralegal
0037	Registered Nurse
0044	Paralegal
0049	Administrative Assistant
0052	Network Engineer
0055	Collector
0056	Sr. Inventory Planner
0060	Registered nurse
0067	Cashier
0068	CAD Operator
0070	Designer
0074	Optician
0077	Supervisor
0078	Sales/Designer
0080	Employee Benefit Specialist
0081	Dental Hygienist
0084	Preschool Teacher
0088	Advisor
0090	Bank Teller
0095	Corrections Officer, "Youth Supervisor"
0098	Secretary
0100	Reg Sls Mgr
0106	Registered Dental Hygienist
0114	Dock Supervisor (warehouse)
0117	Administrative Assistant
0118	Registered Nurse
0128	Supervisor
0129	Pre-school Teacher
0134	Quality Assurance Associate
0136	Assistant Golf Course Superintendent
0143	Plant Merchandiser
0151	Dietetic Technician
0154	Registered Nurse
0155	Network Engineer
0174	Computer Programmer
0176	Receptionist
0181	Supervisor
0182	Clerical work

0190	Sales Supervisor
0199	Technology Support Specialist
0201	Clerk
0210	Software Developer
0211	Camp Counselor
0213	Customer Service Representative
0220	Registered Nurse
0223	Regulatory Associate
0224	Administrative Assistant
0244	Business Continuity Planner
0246	Bartender, Mutuel Clerk, & Mom
0247	Building Inspector
0250	Administrative Assistant
0254	Cardiac Sonographer
0265	Office Assistant
0269	Desk Associate
0271	Administrative Supervisor
0284	Server
0288	Frame Stylist
0292	Office Assistant
0295	Account Manager
0302	International A/C Manager
0303	Inventory Control Manager
0306	Cardiac Sonographer
0323	Registered Nurse
0328	General Manager
0329	Registered Nurse
0331	Customer Service
0337	Design Engineer
0338	Administrative Assistant
0342	Shot girl
0343	Interior Designer
0345	Server
0347	Bank Teller
0359	Sales Associate
0372	Sr Buyer
0377	Stocker
0381	Collection Specialist
0387	Administrative Assistant



0390	Accounting clerk
0392	Apparel Tailor
0394	Office Assistant
0395	Area Manager, Inventory Management
0396	Sales Counselor
0397	Ramp Service Person
0401	Bartender
0410	Staff Nurse
0417	Program Coordinator
0431	Assistant Teacher
0437	Service Associate
0438	Customer Service Manager
0444	Flight Attendant
0446	Technician
0455	Assistant Store Manager
0458	Account Manager
0465	Registered Nurse
0470	Clerk II
0473	Administrative Assistant
0480	Registered Nurse
0482	Prep Cook
0490	Executive Secretary - Deputy Village Clerk
0491	Web Programmer
0493	Accountant
0498	Maintenance at Apartment Complex
0508	Registered Nurse
0512	Server and File Clerk
0539	Records Clerk
0546	Hab Aide
0549	Child Care
0552	Paralegal
0557	Legal Technician I
0567	Designer
0572	Office Manager
0575	Child Care Provider
0577	Executive Assistant
0579	Operations Superintendent
0581	Registered Nurse, Transfer Specialist
0584	Precision Machinist

0588	Banking Customer Services
0594	Clerk
0597	GroundsKeeper
0598	Occupational Health Nurse
0607	Accounting Assistant
0618	Server
0619	Legal Assistant
0630	Dental Hygienist
0631	Photo Lab Supervisor
0634	Telemarketer
0643	Nursing Intern
0646	Accounts Payable
0668	Staff Nurse
0674	Registered Nurse
0680	Draftsperson - Autocad
0700	Cashier/Teacher
0704	Lab Assistant/Part Time Faculty
0706	Server/Waitress
0709	Human Resources Coordinator
0713	Editorial
0715	Customs Claims Manager
0730	Maintenance Director
0741	Private Music Instructor
0745	Paralegal
0751	Service Account Manager
0762	Legislative Assistant
0763	Process Research Coordinator
0769	Marketing Sales
0777	Teaching Assistant
0781	Bilingual Assistant Teacher
0786	Childcare Giver
0788	System Operation Analyst
0791	Sr Retail Finance Administrator
0795	Shift Supervisor at Starbucks
0801	Senior Staff Consultant
0805	Administrative Assistant
0806	Distribution Clerk
0807	Registered Nurse
0817	Telecommunication Specialist

0818	Cocktail Server/Chrysler Customer Service
0819	Systems Engineer
0821	Supervisor
0822	Pharmacy Technician
0825	Waitress & sales associate
0828	Assistant Manager
0830	Registered Dental Hygienist
0831	Junior Interior Designer
0841	Registered Nurse
0858	Fitness Supervisor
0869	Indexer
0870	Paralegal Assistant
0871	Police Officer
0872	Paralegal
0887	Executive Administrative Assistant
0889	Server
0909	Dental Hygienist
0910	Registered Nurse
0913	Registered Nurse
0921	Sales Associate
0928	Letter Carrier
0938	Maintenance Supervisor
0942	Nurses Aide
0946	Sales Design Consultant
0951	Paralegal
0970	Sales Manager
0979	Asst Food Service Coordinator
0980	Design pconner
0985	Entry Writer (for customs broker)
0992	Purchasing/Production Assistant
0995	Sales Associate
1005	Administrative Assistant
1012	Surgical Registered Nurse
1015	Sr Buyer
1016	D R Supervisor
1020	Student Rec Building - Student Staff
1039	Receptionist
1041	Executive Assistant
1053	Dental Hygienist

1056	Sr Programmer/Analyst
1058	Dental Hygienist
1059	Waitress
1061	Used to be a bagger, now I'm working in the garden
1071	Accountant
1072	Consultant I
1075	Project Assistant
1077	Staff Accountant
1082	Credit Authorization Specialist
1092	Dental Assistant
1099	Project Intern
1103	RN
1112	Office Manager
1115	Registered Nurse
1116	Echo Tech
1122	Hairstylist
1124	Medical Secretary
1137	Accounting Clerk
1141	Investigator
1148	Help Center
1149	Human Resource Coordinator
1153	Registered Nurse
1154	Clinical Manager
1157	Medical Staff Coordinator
1161	Paralegal
1165	Landscaping
1171	Ocean Expo Acct Supr
1183	Server
1193	Family Care Nurse
1197	Dental Hygienist
1205	Waiter
1207	Intake Coordinator
1209	Home Health Aide
1212	Lab Supervisor
1224	Echo Technologist
1229	Title Insurance Policy Examiner
1230	Consumer Information Associate
1236	Registered Nurse
1242	Billing clerk

1252	1)Pre-school Instr Asst, 2)Coord Ext Care Program
1260	Staff Nurse
1265	Paralegal Specialist
1271	OB RN
9999	Customer Service Coordinator

***Survey ID      Q20   How long have you had your present job?***

0005	1 year
0010	12 years
0012	10 months
0013	6 months
0018	4 years
0037	11 years
0044	2 weeks
0049	3 months
0052	1 week
0055	1 year
0056	1 year
0060	1 year
0067	2 weeks
0068	3 years
0070	8 months
0074	7 years
0077	5 years
0078	2 months
0080	9 months
0081	9 months
0084	1.5 years
0088	13 months
0090	10 months
0095	2 years
0098	3 years
0100	2 years
0106	1 year
0114	2.5 years
0117	1.5 years
0118	4 months

0128	1 year
0129	3 months
0134	6 years
0136	3 years
0143	3 years
0151	7 months
0154	Since I graduated from Harper.
0155	3 years
0174	13 years
0176	2 years
0181	10 years
0182	1 month
0190	7 years
0199	7 months
0201	3 years
0210	1 year
0211	June 1st
0213	1 year
0220	1 year
0223	Almost 1 year
0224	15 months
0244	2 months
0246	2 months, 2 years, and 3 years
0247	3 years
0250	1 week, had business before that - over 4 years
0254	1 year
0265	2 months
0269	2 years
0271	21 months
0284	8 months
0288	2 years
0292	1 year
0295	2 months
0302	12 years
0303	5 years
0306	6 months
0323	1 year
0328	9 years
0329	9 months

0331	2 years
0337	24 years
0338	6 months
0342	1 year
0343	6 months
0345	4 years
0347	4 years
0359	10 months
0372	2 years
0377	13 years
0381	11 years
0387	6 years
0390	13 months
0392	4 years
0394	1 year
0395	5 years
0396	6 months
0397	2 years
0401	8 years
0410	2 months
0417	2 months
0431	1 month
0437	4 years
0438	3 years
0444	31 years
0446	.5 year
0455	3 years
0458	3 months
0465	4 years (one yr as RN)
0470	9 years
0473	1 year
0480	1 year
0482	5 months
0490	8 months
0491	1 year
0493	4 years
0498	2 months
0508	Almost 1 year
0512	4 years

0539	3 years
0546	6 years
0549	5 years
0552	1 year
0557	5 months
0567	1.5 years
0572	7 years
0575	1.5 years
0577	6 months
0579	27 years
0581	3+ years
0584	25 years
0588	11 months
0594	7 months
0597	3 years
0598	12 years
0607	3 years
0618	3 years
0619	7 months
0630	9 months
0631	8 years
0634	3 years
0643	9 months
0646	1 year
0668	10 months
0674	1 year
0680	About 2 months
0700	3 years
0704	1 year
0706	4 months
0709	9 months
0713	3 years
0715	6 years
0730	22 years
0741	2 years
0745	1 year and 1 month
0746	Many years
0751	3 months
0762	Fairly new.



0763	6 years
0769	2 months
0777	1 year
0781	1 year
0786	8 years
0788	8 months
0791	1.5 years
0795	3 months
0801	5 years
0805	3.5 months
0806	15 years
0807	11 months
0817	2 years
0818	5 years and 1 year
0819	Summer internship
0821	4 years
0822	6 months
0825	1) one year, 2) 2 years
0828	Family business (quite a while)
0830	10 months
0831	6 months
0841	1 year
0858	3 years
0869	3 years
0870	1 year
0871	18 years, 9 months, 7 days
0872	2 years
0887	15+ years
0889	6 months
0909	1 year
0910	3 months
0913	2 months
0921	4 months
0928	11 years
0938	2 years by October
0942	1 month
0946	7 months
0951	6 months
0970	10 years

0979	2 years
0980	1 year
0985	1 year 3 months
0992	2 years
0995	6 months
0999	5 years
1005	7 months
1012	11 months
1015	5 years
1016	Over 5 years
1020	8 months
1039	7 months
1041	15 months
1053	4 months
1056	2 years
1058	1 year
1059	8 months
1061	6 years
1071	1 year
1072	10 months
1075	5 months
1077	1 year
1082	1 month
1092	Since 1996
1099	2 months
1103	3 weeks
1112	8 years
1115	5.5 months
1116	1.5 years
1122	6 years
1124	2 years
1137	6 months
1148	4 months
1149	3 years
1153	1 year
1154	2 months
1157	9 months
1161	1 year
1165	4 years

1171	4 years
1183	5 months
1193	9 months
1196	20 years
1197	9 months
1205	4 weeks
1207	5 months
1209	4 years
1212	1 year 4 months
1224	1 year
1229	3 years
1230	8 years
1236	16 months
1242	8 months
1252	1) 6 years, 2) 9 years
1260	5.5 years
1265	Approx. 5 years
1271	1 year 4 months
9999	15 years

***Survey ID      Q22   If you obtained your current job after graduating from Harper, how long did you actively seek employment before obtaining your present job?***

0012	1 week
0013	1 month
0044	I found a job a few weeks after completing certificate
0049	I went through two jobs first
0060	2 weeks
0078	1.5 months
0080	3 months
0081	1 week
0090	2 weeks
0106	Had to wait for license - 2 months
0118	2 months
0129	Couple of months
0151	2 months
0182	It is just my summer job

0199	2.5 months
0211	1 week
0223	1-2 months
0247	6 months
0250	1 month, graduation had nothing to do with it
0265	6 months
0284	Not long
0295	I have been in sales for 10 years
0306	2 weeks
0329	1 week
0338	2 weeks
0342	I worked for the NB Park District
0396	1 month
0410	1 month
0417	2 months
0431	A few days
0446	4 weeks
0458	6 weeks
0473	3 months
0482	Couple weeks
0491	1 month
0498	3 weeks
0552	1 month
0557	6 months
0575	Not long
0577	3 weeks
0588	2 months
0619	Had job before present job, took 2 weeks to find previous
0630	About 2 weeks
0646	Had one before
0674	One week
0680	I've changed jobs 3 times
0706	A week
0709	2 weeks
0745	Received 3 months before leaving Harper
0751	1 month
0762	2-3 months
0769	1 day, it's not related with my major
0781	Soon

0790	After graduation
0805	Immediately
0807	1 week
0819	Still in school, summer internship
0822	1 week
0830	About 1 month
0831	6 months
0870	2 weeks
0910	1 week
0913	1 month
0921	1 year
0942	Not long, I attended NIU for 1 year
0946	1 month
0951	2 months
0979	Just after graduating
1005	6 months
1012	1 week
1020	1 month
1039	2 weeks
1053	1 month
1058	3 weeks
1059	1 week
1071	3 months
1072	6 months
1075	Moved within company
1077	1 week
1082	I just moved to Florida and it took 2 weeks to find present
1099	3 days
1103	2 months
1115	Had a job before graduation
1116	3 months
1153	2 weeks
1157	6 months
1165	5 months
1183	3 months
1193	2 months
1197	2 months
1207	About 3-4 months

1224	Transferred from another job
1236	2 weeks
1242	1 month

***Survey ID      Q25e How did your Harper College education help you? Other, specify:***

0049	Not at all!
0074	Will help me to change careers.
0088	Gen Eds for Continuing Education.
0100	Self employment.
0114	Hasn't helped.
0118	To be an RN.
0134	Better understanding of processes.
0155	Personal achievement.
0182	I have a degree.
0220	Career change.
0302	Maintain.
0328	Satisfaction.
0342	It's only a side job.
0359	Gen Ed.
0377	Preparation to move on.
0381	Personal satisfaction.
0392	Not yet, not at all.
0397	None of the above.
0437	Possibilities for future employment opportunities.
0438	Prepared to seek new job.
0444	Transfer.
0446	Self-actualization.
0498	Advance in school.
0579	Solid performance evaluations.
0581	Complete ed.
0584	Own business.
0588	None of these.
0597	Still looking.
0631	Helped to over-all improve my job.
0730	Diverse culture recognition.
0746	Part time work and retirement career change.
0769	Better prepared.

0786	Helped my current performance.
0805	Help me go on for my Bachelor degree.
0806	4 year school.
0818	Ability to juggle more than one job.
0887	Looks good on resume.
0942	Associate for transfer.
0970	Broader knowledge.
0985	Knowledge (current job).
1039	It's just a part time job during college.
1056	New development ways to better my job.
1071	None.
1082	I haven't used my degree to my benefit as of yet.
1141	Will use in future.
1178	Improve skills.
1183	None.
1205	None.
1229	Broader general knowledge.
1252	Improved my classroom skills.
1260	Transfer to NIU.

***Survey ID      Q30   What did you like best at Harper College?***

0005	Location close to home.
0010	Cost.
0037	The nursing department staff and classes.
0043	It has great integrity. It holds some of the most intelligent teachers I've ever had.
0044	Education.
0045	Interacting with fellow students, gaining insights into views and beliefs of much younger people.
0049	The instructors, by far, there also seemed to be plenty of assistance available to those who needed help with certain programs or special offices.
0055	Flexibility to schedules, teachers are well prepared, accessible location.
0056	The class size.
0060	Faculty and the students.
0065	1 )it was not expensive, 2) close to my house, 3) understanding teachers simply, I really enjoyed going to Harper College.
0067	Small class size and tutors available.
0070	The staff and classes of the Interior Design Department.
0074	The instructors and the availability of the computer lab.

0077 Convenience and time slots.

0078 Offered degree in interior design.

0080 A great deal for the money. I received in-district rates through the RVC Co-op with Harper. The savings were substantial.

0083 Availability of personal enrichment courses.

0084 XXXXXXXX (guidance counselor) personal and friendly. He helped me a lot through my career at Harper. He was a very helpful man.

0088 The variety of classes and the excellent teachers of those classes.

0090 Convenience, late hours in the computer labs, library and bookstore.

0095 The rich diversity of students.

0098 Diversity, not always being the oldest student.

0100 Most instructors were very understanding of work commitments and their relationship to assignments.

0106 Class size.

0114 Low cost.

0117 The teachers are great.

0118 Location, tuition, activities.

0127 I liked my labs in Floral Design because I learned so much - my instructor XXXXXXXX was

0129 Early Childhood Program.

0134 The availability of the majority of my classes at night.

0136 XXXXXXXX, Associate Professor and Coordinator for Parks & Grounds and Plant Science Programs. He genuinely cares for his work and students. He has helped me find a better appreciation for my field.

0143 Most instructors are very thorough when teaching their courses or at least the ones I had were.

0151 The size of the classes as well as the instructors.

0153 Education, instructors, childcare facility.

0154 How focused the Nursing Program was. It completely prepared me for my nursing career.

0155 Quality of instruction and availability of courses.

0174 Harper College has many computer courses available night and weekend.

0176 The faculty.

0181 The location and convenience of Harper. Clean campus, beautiful landscape and scenery.

0182 I love Harper College because it is close to my house and I had some really great teachers there.

0190 Smaller class size, teachers were concerned about preparing us for universities. Convenience of

0194 I appreciated being able to further my education in areas other than what my major was.

0201 The faculty's willingness to work with the students.

0208 Harper is very accessible. Registering online is wonderful and hassle free. Also, there are so many classes, it's easy to get into one. A lot of options.

0210 Convenience, practical knowledge of CIS instructors. Saturday classes.

0211 The variety of the classes. There were many selections to choose from.

0213 I think classes were challenging but instructors graded fairly, no class had too little or too much work so that it couldn't be done.



- 0220 Availability of classes (esp. electives) needed to complete coursework for degree.
- 0223 XXXXXXXX, she was absolutely fantastic!! I changed my mind in careers several times and each time XXXXXXXX was there, just as supportive as the first time she helped. XXXXXXXX excelled in her career as she was supportive academically and personally.
- 0224 Harper offered the certificate program (paralegal) I needed. Recognized by the ABA.
- 0233 The location of the school as well as the faculty. Everyone was a joy to be around. Also, the campus is set up very well.
- 0244 Teachers, some classroom environments, students, convenient location, facility benefits (gym, track,
- 0246 The professors, students, faculty and environment.
- 0254 The career programs. They are geared toward people with a specific goal and focus well on helping achieve it directly.
- 0265 The class times and how many different sections were offered at one time.
- 0269 Easy registration, good location.
- 0271 Location, affordable and education.
- 0272 Location, class sizes, majority of instructors were always prepared and showed motivation for learning.
- 0284 The price of class!
- 0288 The academic advising was great. XXXXXXXX helped me from the beginning and truly went out of his way to help me with my course selections and finding my major.
- 0292 The faculty.
- 0295 Counselor, XXXXXXXX.
- 0301 Variety and availability of classes.
- 0302 Excellent faculty.
- 0303 Convenient location. My biology teachers were great - very interested in the subject and students.
- 0306 The Cardiac Technology program and courses.
- 0323 Price and location.
- 0329 Times for classes.
- 0331 Convenience of campus, friendly teachers and the high standards of educational material (books).
- 0338 Flexibility of schedule, enrollment procedures.
- 0342 Teacher communication and involvement with students and available courses and counselors.
- 0347 My decision to attend Harper was the best one I've ever made. I had excellent teachers who were concerned with my success. The advising department is excellent and helped me to plan out my
- 0354 Close to home, inexpensive, convenient course hours/days etc. Excellent teachers.
- 0359 Student organizations. Friendliness of students.
- 0377 Teacher involvement, interaction and concern (or at least they fooled me).
- 0381 Most of the instructors were very good at getting through to students. The classes were interesting most of the time.
- 0392 All the great people that I learned from.
- 0394 Convenience of course schedules and flexibility - availability of computers.
- 0395 Convenience, location.
- 0396 The professors were extremely effective and knowledgeable. XXXXXXXX in the philosophy

department is the best teacher I have had, even after attending DePaul.

0397 Hours for most classes were reasonable and for the most part flexible.

0401 Criminal Justice Department.

0402 The ability of the teachers to help you out.

0408 Excellent level of teachers.

0410 Convenient location, schedule compatible with my kids school calendar, reasonably good quality of program, inexpensive cost.

0417 The professors! Especially XXXXXXXX, XXXXXXXX and XXXXXXXX. Nice campus too, good size. Nice computers & library.

0431 Class size, price.

0437 The flexibility of scheduling classes.

0438 Open, friendly teachers and services. Great amount of outside class help from instructors and services.

0444 Teachers and friends.

0446 Building layout.

0453 Love to study at LRC, excellent learning environment. Friendly faculty and staff as well as students. A little jogging to the parking lot.

0455 Convenience, excellent teachers.

0458 Convenient class times.

0465 Continuity with instructors and smaller class sizes, campus access.

0470 Learning new things.

0473 The professors, friendly atmosphere.

0475 The excellent variety of courses offered and the superb instruction from most of the faculty.

0480 The campus, instructors.

0482 Staff-very helpful and their availability.

0483 Instructors were great.

0490 Convenience and professionalism.

0491 Harper had the curriculum I wanted, was affordable and close by. I liked the small class size, most instructors were great teachers and wanted to see us do well.

0498 Closeness to where I lived.

0503 Location.

0508 That I was able to get a good education as an adult close to home.

0512 It was close to home and inexpensive.

0518 The classes and the teachers.

0546 Great teacher and flexibility in times of courses.

0549 Convenient class schedule, a lot of night classes.

0557 The availability of courses.

0561 Convenient location, nice, caring teachers, campus, class size, atmosphere.

0567 The friends and contacts I made. The instructors were great.

0572 Affordable, convenient class times.

0579 Variety of classes, telecourses and internet training.

0581 Very efficient admissions/administration processes.

0584 My instructors.

0588 Cultural diversity.

0594 Class size and majority of my teachers. Humanity courses were excellent, especially History.

0597 Got to learn new and different things that pertained to my field.

0598 Being able to complete most of the required courses towards a BSN at NIU. Convenient and less expensive at Harper.

0604 The teachers were mostly available, and showed concern for students success. Also, Harper does a good job at supporting people with disabilities.

0618 Speech team and the convenience.

0620 What I liked best about Harper is the selection of courses and how eagerly the teachers wanted to help the students. I also liked the diversity of students who attended Harper.

0630 The teacher - student relations and the atmosphere.

0631 The personal attention that the size of classes allow the feeling of getting a quality education and actually getting are.

0634 The professors and the background they have. I loved the honors program and the small classes they

0666 Diversity of classes and the many sections offered for each class.

0668 Diversity of students.

0674 Nursing instructors.

0700 Staff is very friendly and answers all questions. Fun classes.

0702 My instructors in Paralegal Studies were all excellent. XXXXXXXX, I personally consider him my mentor.

0706 The wide availability of classes at anytime of the day from 6am to 6pm!

0709 Affordability.

0715 Enjoyed the courses I took and the challenges they presented. Increased my knowledge and skills.

0719 One word, instructors!!!! Of course there were a few exceptions, but overall the instructors were knowledgeable, available, understanding and fair.

0730 Evening class schedules are very convenient. Quality of instructors was exceptional.

0741 The family type atmosphere that is so easy to be a part of.

0746 The particular limited enrollment program I was in---sign language interpreting.

0751 Close to home.

0762 The faculty and diverse student body.

0763 The educational experience.

0769 Admission procedures, campus facilities, teacher's quality level.

0775 Academic challenge, Harper was tougher than the college I came from. I liked the challenge and it prepared me well for university exposure/education.

0781 Location was convenient.

0782 Socializing, instruction.

0786 The teaching staff was excellent (with a few exceptions). Very approachable. Classrooms were comfortable. Text and supplies were up to date.

0788 XXXXXXX and his dedication to the students.

0790 Convenient. Educated instructors. The cafeteria, great food.

0791 The teachers were really nice and taught well. Also, the atmosphere on campus was real home like. The campus was another home.

0795 I enjoyed the small class sizes and the teacher availability. Because of Harper I chose my current university due to the small classes.

0801 Location, availability of classes, cost, depth of teacher knowledge.

0803 The courses and the instructors.

0805 I liked the availability of the computer lab - late access! Also, the counseling department - XXXXXXX. Great counselor and person in general.

0807 Library hours very convenient. Teachers are very helpful and always available. Grading is fair, not based on curve like some universities grade.

0809 I appreciated the fact that Harper is available for those high school graduates who aren't quite prepared to move straight to a four year university. It was a valuable experience for me in regards to "finding

0817 The good education.

0818 The distance between home and jobs was all very close in distance.

0819 Small classes, good professors, good location.

0825 Offered a wide range of hours for every class, centrally located and easy to work a work schedule

0830 The Dental Hygiene program is excellent.

0831 Location.

0842 Some of courses were taught excellent by some teachers.

0855 I loved the Compact Agreement Policy that Harper has with surrounding universities. It made transferring to NIU so easy! Compared to a 4 year college for the first 2 years, Harper definitely has better tuition! Also, I wouldn't be majoring in anything if it weren't for my sparked interest in English at

0858 Teacher availability.

0869 Tuition and location are probably the main things I liked about Harper.

0870 The one on one contact with the teachers in the paralegal studies program.

0871 The administration is very well organized. The classes were very challenging.

0872 Opportunity to discuss ideas and problems with my classmates and exchange opinions and experience.

0884 Location, easy registration.

0889 Some of the teachers I had were extremely supportive.

0898 Harper College was a convenient location and allowed for a transition from high school to a university level instruction.

0909 Had the program I was looking for.

0913 Convenient class times.

0921 The teachers in the Fashion Program and the fact that I could also work at Harper while attending

0938 Technical knowledge of instructors.

0942 The location, the variety of classes.

0946 Staff.

- 0951 Easy access; variety of courses, ABA accredited paralegal studies program.
- 0966 Great faculty: XXXXXXXX and XXXXXXXX!
- 0970 The instructors in the marketing department. The ability for people, XXXXXXXX, to look beyond the generic course offerings to better align you with your objective.
- 0979 Very!
- 0980 Close to my home. Easy to transfer credit classes. Convenient time of courses.
- 0983 CIS Department.
- 0985 The set up of all buildings/classes. The class - Exploring Cultural Diversity in the US - excellent instructors.
- 0986 Small class sizes. Great teachers.
- 0992 Teachers I had worked full time in the field they were teaching. Could show job relevance very capable to explain a principle in a way so you could understand it and use it. Practicality not just book
- 0995 It was convenient for me to attend Harper College.
- 1005 The instructors, the help available to succeed.
- 1015 The teachers were pretty good; most of them had work experience in the subjects they taught.
- 1016 Most of the teachers and the involvement of Latinos Unidos in the campus and the community. A very useful P.R. tool. Please keep funding their activities.
- 1020 Cheaper, close to home, transfer with Associate to a university, enjoyed most professors and found two academic advisors super helpful.
- 1039 Small classrooms, teachers seemed like they cared.
- 1041 XXXXXXXX is the only instructor who ever made history interesting for me. His class was the highlight of my day. XXXXXXXX and XXXXXXXX were great too.
- 1050 I liked the size of classes as well as the teachers. It seemed as though they were concerned about their students success in their classes.
- 1053 Convenient location, variety of class sizes.
- 1059 The campus was close and all my chosen classes were available to me.
- 1061 I liked the college because they helped me out, and the job center.
- 1071 Variety of course offerings and time slots.
- 1072 Excellent interpreters and a couple of very good instructors.
- 1077 The way classes are taught, class sizes, and extremely knowledgeable teachers.
- 1080 I liked the convenience, flexibility of schedule, ability to attain goals in short period of time.
- 1082 The location, availability of classes and the professors. I was at a 4 year university prior to Harper and I enjoyed the education that I received from Harper more than what I received from the university.
- 1086 Faculty concern for students.
- 1092 It was pretty close to home and not very expensive.
- 1099 Math department, recycling.
- 1103 It's convenience.
- 1111 I loved everything at Harper College; the instructors were wonderful; the course materials were just right, and the environment of the College was excellent.
- 1113 1) Large varieties of classes. 2) Tutoring Center is great. 3) There are desks and chairs everywhere to read or study. (Especially building J and I). 4) Computer Lab. 5) Most of the instructors and

faculties are very kind. They have patience when they talk with a foreigner like me.  
 1120 Class size, quality instruction and fairness of grading.  
 1122 The location, availability of classes and times.  
 1124 All the classes I have attended were interesting, helpful and informative.  
 1127 Specialization in many different fields.  
 1137 Convenience to home and ease of registering for classes.  
 1141 Convenience - met new people (each semester some of the same people, same major).  
 1145 The people and the atmosphere.  
 1148 It's location.  
 1153 Location.  
 1154 Nursing faculty -- the best!  
 1157 The small classrooms and the teachers.  
 1165 Taking wood plants for one of my classes that I had to take.  
 1171 The excellent faculty. I felt all my instructors were/are very knowledgeable and prepared.  
 1178 Faculty, staff, availability of classes.  
 1179 Found assistance anywhere it was sought for.  
 1183 The teachers and classes, the availability of classes.  
 1193 Convenient scheduling. Challenging courses and variety in courses.  
 1197 The small class size for a close student - instructor relationship.  
 1200 Convenient to home. Some excellent instructors who held my interest and challenged my abilities.  
 1205 The faculty were the best instructors I have ever had.  
 1207 I liked the convenience of the location, the smaller classes so there was more one on one. The courses it offered and times over all, and all the programs it offered.  
 1209 Reliable schedule, pretty grounds.  
 1212 The instructors challenged us and held us to high standards.  
 1218 The majority of the teachers were excellent!  
 1224 I liked the class size. They were not too large. The teachers had more time to devote to students one on one at times.  
 1229 The excellent faculty.  
 1236 Curriculum, convenience.  
 1242 I was able to transfer to a 4 year college and have all credits transfer.  
 1252 The instructors - they bring life experience, diversity, their job skills, and of course their knowledge into the classroom.  
 1260 Convenience, size of classes, availability of resources and the library.  
 1265 Working full-time, I was pleased with the class scheduling. I was able to attend classes on weekends and evenings.  
 1271 Location. Instructors were very helpful and pleasant. Good resources.  
 9999 Most instructors were great they understood that most of us worked full-time and were compassionate to that. I also liked the hours for night classes.

<b>Survey ID</b>	<b>Q31 How can the College improve in its instruction?</b>
0005	Offer new ideas and concepts more often.
0007	Placing students like me in a job suited to my studies.
0010	None, it's good.
0043	More time investment from counselors. I've had many counselors give me wrong information!
0045	Harper needs to stay current on computer-related curriculum and assure availability of software for open entry classes.
0049	By making sure that only experienced people are hired.
0065	I would like to tell you one thing that I didn't like about Harper: why teachers were checking attendance? (I felt like in high school). It was a students loss by missing a class, not teacher. Why our grade was depending on our attendance, not on our knowledge. Think about it.
0070	Pay the teachers more and you might keep the quality teachers longer. Do you really need to pay the administrators such a high salary and the teachers make less to nothing?
0074	Fix some of the mal-functional of the computers in the classrooms accessed through the computer lab.
0078	Hiring teachers who like people.
0080	Continue to employ dedicated professionals who can also teach.
0083	Pay better to attract instructors.
0084	Very few of my teachers were enthusiastic.
0088	No comment. I was pleased with this area.
0090	Tell students ahead of time what kind of courses are needed for their major.
0095	Better computer instructors.
0098	Offer more off campus programs, internet, tv or correspondence classes. College of DuPage offers much more.
0100	More diversity in class availability.
0117	It was fine. Sometimes a little overworked.
0118	Bachelor Degree program.
0127	It would improve Floral to have a shop to do intern work.
0134	Continuing evaluation of faculty.
0136	Obtain more qualified teachers for the Plane Science department. To me two or three instructors is not enough for this department.
0154	No other way.
0155	Expand to four year degree.
0176	More class availability.
0181	I think that the College doesn't need to improve. Maybe, bigger class rooms.
0182	I have to say that most of my teachers were excellent but I did have a few that were not so good. It seemed like they wanted some of their students to fail.
0194	Make all courses or as many as possible transferable for a 4 year degree.
0201	More teachers like XXXXXXXX, XXXXXXXX, XXXXXXXX, XXXXXXXX, XXXXXXXX. They were the Best!
0208	Bring the students together more. Not enough on-campus activities, socials, mixers. Make everyone meet new people. It's lacking a sense of community since it's a commuter school. For instruction - make class sizes smaller.
0210	Offer more relevant CIS classes and content.

- 0211 Fire XXXXXXXX! He was an AWFUL instructor.
- 0220 This survey should have been sent out right after graduation last year! But I think I remember wishing the library had better hours (longer hours).
- 0223 Keep Dietetic programs running. My core instructors were excellent - XXXXXXXX, XXXXXXXX, and XXXXXXXX. Keep providing opportunities to those less fortunate. My life is better for those at Harper who provide so many services to their students.
- 0233 Don't change.
- 0244 If I could answer that, I'd be the President of the institution: small class size. Some of the troubled students (attention seekers) take away from the rest of the class. Teacher(s) had no control.
- 0246 Smaller class sizes in particular classes, or at least look out for that from time to time.
- 0265 I think the instruction was great.
- 0269 Don't cut down class time because only a small number of students registered for a class, check your teachers' ability to teach before hiring them.
- 0271 Continue to employ teachers that have current experience with what they are teaching.
- 0272 Does the school have the ability to better screen some part time instructors?
- 0284 Keep teachers like XXXXXXXX.
- 0288 Not much.
- 0302 More international studies.
- 0303 Some of the teachers don't give homework that applies at all to the class (XXXXXXX - Philosophy) or other teachers don't know the subject so well (trigonometry).
- 0306 Communicate with graduates about course content.
- 0323 Deal with more than just basics - expand thinking, decrease class size - instructors should not be chasing their tails.
- 0329 Some auditoriums have poor sound and sitting.
- 0331 Bringing in younger teachers with new and fresh ideas.
- 0342 Learn from XXXXXXXX he is the most effective instructor.
- 0354 Offer quarter hours! Semester is too long!
- 0377 I can't say, I thought all of my instructors did a great job.
- 0381 Certain instructors had problems in their instruction. They needed to improve on their examples by giving examples other than what is in the textbook. We can all read those. Sometimes further instruction in that manner would have been helpful.
- 0394 Have open minded instructors, flexible and energetic.
- 0397 Some teachers there did not grade fairly or offer help if it was needed.
- 0401 More computers and intro computer classes.
- 0410 The nursing instructors know a lot about nursing but could use some coaching as educators, specifically in making better use of visual aids while lecturing and in writing exams (I was an A student...some of their exam questions were almost incoherent).
- 0417 Instruction is already excellent!
- 0437 Just because a teacher informs the class of their office hours, doesn't make the teacher approachable.
- 0444 Have part time teachers be more prepared.
- 0446 Offer more vocational skill classes.
- 0453 If possible, email contact with instructor.
- 0455 More options of class times.



- 0465 Doing good job, more available classes for nurses (graduates) for Continuing Education (RN-BSN completion would be great!).
- 0470 More office hours with teachers.
- 0475 A couple teachers (Psychology 101 & Environmental Science that I can remember) basically just used class time to reiterate the text book exactly. I could have just read the book at home. I appreciate supplemental information & class interaction.
- 0491 You need to broaden the technology (computer) class offerings (ASP, higher level C++) for web/programming beyond getting started.
- 0498 More helpfulness from instructors.
- 0503 Better parking.
- 0508 Provide teachers with more up to date facilities.
- 0518 I thought the instructions were great.
- 0552 Fund paralegal studies library at a reasonable level. It needs increase now.
- 0581 Focus on basics, gear classes towards needs of students, more experienced teachers.
- 0584 Up date the labs (HVAC).
- 0588 Let students be part of instruction.
- 0594 More computer rooms (comp. math stat and open math courses can use).
- 0597 By hiring people in that field of study that have less than a Doctor's degree and teach at a junior college level not a university level (like English Dept & History Dept).
- 0604 I noticed that many classes that weren't in the math and science departments didn't have very high standards. Ex. -many classes just had take home or multiple choice tests. Also, homework should be collected and graded more, to prepare student to meet deadlines.
- 0620 Make it a four year school.
- 0630 Give more resources and upgrade teaching equipment.
- 0631 Make sure that the professors and teachers love their jobs instead of love getting a paycheck.
- 0634 In smaller classes, the teacher should learn the students' names.
- 0665 Hire a new MTH202 instructor.
- 0668 Smaller class sizes in the nursing program. Updated lab would help.
- 0702 The teachers need to be changed! Get rid of the way they teach the course - Introduction to Legal Research. They need to really help the students in the law library and spend lots of time on how to interpret and find case law!!!!
- 0706 I am very satisfied with the instruction I received so I wouldn't change anything.
- 0709 More full-time professors with job security. It will help students when professors are not worried about if they will have a job at Harper next semester. It truly does reflect on the students.
- 0715 Some teachers need to improve - ENG101 - Fall 2000 at Elk Grove H.S. teacher did not control class at all.
- 0719 Hire more instructors like XXXXXXXX and XXXXXXXX who genuinely care and are "experts" in their areas.
- 0730 The classes that I enrolled in had more than adequate opportunities for tutoring and one-on-one from instructors.
- 0733 The school should guarantee the quality of each course, so, (1) the school must hire an instructor who should be qualified, responsible and have teaching experience, (2) each student should pass the prerequisite course.
- 0751 More full time teachers.
- 0762 Through diversity faculty and subject matter.

- 0763 I have had good instruction-wouldn't change anything.
- 0769 Everything was great.
- 0775 Everything was okay, but none experienced instructors would help.
- 0781 I think you need to supervise the instructors and their ways of grading. Improve your instructors evaluation system. Listen to students more carefully.
- 0782 They are good.
- 0786 No improvement needed.
- 0788 Make sure some of the adjunct faculty has the proper information to teach the class.
- 0791 The teachers should share more with experiences within the given subject. Also, teaching out of a book is not the best way to learn, its interaction within the classroom that produces.
- 0801 Allow more flexibility to choose what classes I need to meet current needs regarding certification.
- 0805 To better steer students in the direction of receiving their associates degrees and follow that path -- it is extremely important to set your standards right from the start and follow that to a tee.
- 0818 Make learning available at a more affordable rate to all kids.
- 0819 Hire teachers with strong backgrounds and Masters at least.
- 0828 Get better educated teachers from this country (USA) that speak excellent English.
- 0830 Update and improve hygiene clinic to better facilitate in instruction.
- 0831 By choosing dedicated teachers.
- 0842 In some areas, the selection between teachers is very limited. For example, physics, computer science department.
- 0855 More upper level classes, 300-400 levels.
- 0858 Make sure 3 hour classes get a break.
- 0872 Hire more experienced in teaching or keep them at least for a couple of semesters to improve teaching methods and learn some teaching techniques, not only knowledge is important but also the ability to deliver it.
- 0889 There are some teachers who do not realize that this is a community college and think it is a huge, impersonal university.
- 0898 The teachers were well educated in their field and were able to instruct the students as well.
- 0910 Earlier availability of nursing coursework materials prior to semester starts.
- 0921 Tell the students what materials are needed for a class before enrolling in it.
- 0930 Get rid of XXXXXXXX.
- 0938 By providing the latest technology equipment/machines at laboratory.
- 0942 Better profs. I had a horrible humiliating experience with a Spanish teacher and I wrote a letter of complaint. No one ever followed up with me about the situation - I am only there now because I have to be.
- 0951 Paralegal studies courses should include mandatory course on docket keeping, other procedures such as time keeping, records management.
- 0966 Have department heads observe classes and actually use teacher evaluations to improve teaching methods.
- 0970 To have teachers understand some people are here that are older & work during the day. But yet some classes are taught as if we all should have been 19 or 20 and available any time.
- 0979 Instructions were excellent.
- 0980 Really bad availability for the disabled people (hard to move around on wheelchair in some of the buildings).

- 0983 Have better instructors for weekends and evening classes.
- 0985 Get rid of the instructors that don't care.....rely on different types of media (learning).
- 0992 One teacher did not teach or explain his subject. He only read from mimeograph copies - no explanation of how you got the correct answer or how it would be valuable in your job.
- 0999 Hire qualified instructors.
- 1005 Continue having competent instructors - who cares for students.
- 1016 Get rid of some bad teachers that although they are extremely smart they do not know how to teach. No names just follow-up the previous complaints. Diversity, diversity.
- 1041 Make sure Physical Science classes use current films, not from the 1970's.
- 1059 I think Harper is great!
- 1061 They can improve their instruction by helping them one by one and giving them more time for tests.
- 1071 Get better instructors.
- 1072 Include Macs and Unix computers, use better IDES/compiler than Visual C++ (Unix based are best).
- 1077 I would not change anything.
- 1080 We live in a complex world. Classwork needs to be reduced to the "absolute minimum I must know for this topic" with additional courses covering the balance. No one person can know it all nor can we expect one class to cover it all either.
- 1092 Get teachers who teach.
- 1103 Some classes were in tiny cramped quarters. Not conducive to learning.
- 1111 The science labs could be improved and more advanced technological equipments could be used.
- 1113 When I took ENG101, the teacher suddenly quit in four or five weeks. That was terrible and she didn't return our papers. As I wrote down so much of my personal experiences and emotions, I still feel embarrassed to think of it. I wish the department office had been able to get back our papers and folders from her.
- 1124 No improvement needed.
- 1127 Course notes on the internet would be helpful.
- 1141 Since the classes are small - instructors need to slow down or give individual help.
- 1145 The science department needs better teachers or a better class layout, specifically in the physics area of study. The electronics department I was in was falling apart after a couple of our best teachers left.
- 1157 Not have tests as the only factor to determine a student's grade.
- 1179 By expanding to provide intimate services and better accommodations.
- 1197 Instructors should leave personal crusades away from the instructional environment.
- 1200 Maintain performance standards, do not diminish requirements to perform, raise them.
- 1205 Get more full time teachers.
- 1207 To have good flexibility with the teachers and programs, otherwise I think they are doing a good job.
- 1209 I'm very angry that in my department a 92.9 is not an "A". They give no credit for motivation and dedication. I gave up a lot to get 92.9. I think they should have given too! Other departments are more flexible I hear.
- 1224 More time for scanning in echo in Cardiac Technology program.
- 1229 In my two semesters of language (Spanish) the classes seemed quite disorganized. The language department should have a "Master Syllabus" for all classes of the same level and enforce it strictly.

- 1242 It could be a little more personalized when it comes to advising.
- 1252 Offer some classes more often, some Early Childhood classes run once every two years, either that or allow students to attend another college and do tuition reimbursement regardless if the class is the last one needed to graduate or not.
- 1260 The Saturday class I had - the teacher seemed uninterested in teaching. He just wanted to get out of the class early.
- 1265 A few classes (not paralegal classes) I attended had instructors who were elderly and didn't care much about teaching - very disappointing.
- 1271 Admissions department was very unorganized. A lot of follow-up needed to get things accomplished.

**Survey ID**      ***Q32 How can the College improve in its services?***

- 0005 Offer daycare, infant - 2 yr olds in addition to the pre-school. Most students have children.
- 0010 Better counseling and goal planning to new students.
- 0045 Counseling for academics could be a bit more hands-on in terms of its interaction with 4 year institutions--need better communication between Harper and transfer school re: transferrable
- 0049 The Career Center should improve in the way of helping students prepare for actual careers by helping them discover what they're good at, what their interests are, and improve job placement.
- 0068 Make the building numbers match the room numbers. Add more parking. Fix the touchtone registration. Make counselors more available to public, better hours for full time workers.
- 0070 The parking is terrible. The staff lots should be used for teaching staff only-cut back on staff space and open up student parking - we are paying tuition, the children of staff members should park in the same space as the rest of the students.
- 0074 Have career counselors work more closely with the instructors at Harper Tech so they are more familiar with what's offered in IT training.
- 0078 Services are satisfactory.
- 0080 Make the library open on weekends during the summer. I was forced to drive to numerous suburbs to perform my legal research last summer.
- 0088 Increased availability of counselors/advisors for classes and also those counselors should be on the same page. I had a problem with different counselors/advisors giving me different information regarding courses.
- 0100 Rearrange parking, make some lots available to all.
- 0106 Thought was adequate.
- 0114 Offer Bachelor's Degrees - local universities are too expensive and/or not as convenient in terms of location.
- 0117 BIG NOTE: It's freezing taking night classes in winter, it's dumb to scatter them all over in different buildings. The classes should be held (night ones) in one open building, CLOSEST to the parking lot for safety at night.
- 0118 Smaller class sizes, that's why I took Honors Courses also.
- 0127 Bring back the florists shop - that's a very important part of the training.
- 0136 I really did not take advantage of Harper's services.
- 0154 No other way.
- 0155 Don't know.

- 0174 Have more lab assistance who is more knowledgeable about computer.
- 0182 I think that the services are good.
- 0194 Have the teachers stick to the class schedules and not changing class time and combining courses after registration.
- 0201 Nothing at this point.
- 0208 Make more counselors available. It's hard to get appointments with them.
- 0220 I recall having problems when applying for the nursing program with a dispute over past college credit not getting transferred. Past transcripts should be reviewed more carefully so no transferrable classes are missed.
- 0223 Keep those tutoring hours rolling at the center! The extra help made a difference in my academics when I was unable to meet with the instructor.
- 0233 Don't change.
- 0244 I really enjoyed the services! The library was great! Perhaps educate the students on what services are available for their use...become more public(?) I truly enjoyed my experience at Harper.
- 0246 Harper caters to students' needs with perfection to the best of its ability.
- 0265 Become a four year college.
- 0269 I think they are already great.
- 0272 Consider a partnership with Oakton College.
- 0288 Be more organized! So many of my papers and payments have been lost, misplaced or mixed up. It was very stressful!
- 0302 Parking.
- 0303 More computer labs.
- 0323 Do not have administrative people give constant wrong advice, do not give secretaries the ability to make your life miserable with ego trips.
- 0329 Nothing - your services are great!
- 0331 Become more advanced in the registration process. For example, the registration process is the worst part of the services provided. There is a book thrown on a Table.
- 0337 Focus on promoting the mechanical engineering degree. The lack of interest is probably connected to the poor quality of lab equipment and the forever V.P. concentrations on her economics curriculum.
- 0342 Make them more widespread to let people know what Harper has to offer.
- 0354 My Harper experience was painless - everyone at Harper was helpful in achieving my goal.
- 0359 Have more people working during registration, book buy back and book buying at beginning of
- 0377 Again, you do a good job.
- 0381 I was satisfied with the services provided.
- 0394 Taking surveys of current students.
- 0395 Better answers to common questions - better directions for specific building locations, ex:Building A, B, etc.
- 0396 It can try to make the registration process done solely on line. It helps with speed and it is much more effective for students.
- 0397 Admissions office needs to learn how to be friendly once in a while. Also, boundaries should not be set in order to go there without paying extra.
- 0401 Availability.

- 0410 I think Harper does a decent job. It would help if the published course schedule made it clear when a course could be waived by examination. More intro courses should be "waivable" especially for mid-life adults seeking a career change. (Eg. Intro CIS courses, etc.).
- 0417 Financial aid office needs more employees that are KNOWLEDGEABLE - too many students in the office who have NO clue.
- 0438 The times were convenient and the people were knowledgeable and helpful, no improvement I can think of.
- 0444 Honors students grades should be weighted on GPA.
- 0446 More visitor parking.
- 0465 Offer more classes at night/weekend (ie. Physiology/Anatomy).
- 0470 Closer parking to buildings.
- 0475 In the few times I used the campus computers, I was usually cut short because a class needed to use the room. The library workers also weren't very helpful in finding materials.
- 0480 More parking closer to building for students.
- 0482 Registration for special services - advisors should know more about what is offered.
- 0483 Mailings? I never knew what was offered/going on unless I found out by accident.
- 0490 Re-label the buildings with letters.
- 0498 Have closer parking to the buildings for students.
- 0503 Print clear information on all forms.
- 0512 Advisors need to be more helpful.
- 0518 I thought all services were in no need for improvement.
- 0546 Make it better for transfer students. I took many classes upon recommendations of counselors that did not transfer.
- 0594 Needs more parking space, especially around "L" building.
- 0597 By having people answer their phones when calling, no-more voice mails.
- 0598 I did not feel the advisors helped enough. Did not ever mention any requirement for prerequisites. I had been out of college for 20 years and wasn't aware of this and had to take 4 prerequisite courses.
- 0620 I have no complaints or recommendations.
- 0630 The registration process was often inconvenient and confusing.
- 0631 It's as good as it can be I think.
- 0634 Make sure all counselors are telling consistent information. I went to two different ones and they both told me two different things.
- 0668 Have an orientation in which the sources available are made known to students.
- 0702 They need better placement people working at the College. I have not found a job since I graduated in 2000. They really need the staff help us get to our goal!! It's not being done.
- 0706 For me, the services worked well, so I wouldn't change anything.
- 0709 See above. Keep tuition affordable, more classes for working professionals.
- 0719 More emphasis on information from and availability to counseling, career and transfer services. It was difficult to make appointments with counselors and some do not have the necessary or pertinent information in order to assist students in decision making.
- 0730 I do not know.
- 0751 Friendlier staff.

0762           Publicity and workshops.

0763           My experiences have been good.

0769           By making sure that international credits are properly revised.

0775           I think so far so good.

0781           I recommend that you would have much more helpful assistances for the foreign students.

0782           They are good.

0786           Offer more courses that apply toward a 4 year degree.

0790           Parking lot is limited. Food services - too expensive. Too much geese wondering around the campus. I am afraid of them, I was attacked once.

0791           Maybe a little better food in the cafeteria.

0805           Registration staff were unfriendly and that is very important for current students and new students (it was intimidating and stressful!!).

0809           The only problem I had was that some gen eds that count for a Harper degree don't necessarily match the gen eds of Northern (perhaps other universities as well). Much of it is my fault for not doing the research, of course - but it would help if gen eds were "universal". But I know its easier said

0818           More availability to get things done on the computer.

0825           Improve student advising and make clear graduate requirements.

0828           Maybe by reducing homework time and making class time longer. Because most people have a job too and together with homework and school these people have no lives.

0830           Allow for new clinic materials, etc.

0855           I have had a pleasant experience at Harper. I feel that your goal is to prepare students for college and beyond and to enrich skill and knowledge and I feel the school does a fine job at that.

0858           Expand parking lot in front of building L.

0870           Have the bookstore open longer on Saturday.

0871           Offer a satelite program for a university. I think many students would take advantage of the convenience and quality of education Harper is known for.

0872           Allow more computer time to the non-computer related programs (paralegals use computer at work all the time. I have no computer hours in college).

0898           The academic advising services needs to advise students upon the correct classes to take which will transfer. I had thought keeping the same advisor would make the transfer easier but it turned my 4 year plan into a 5 year plan.

0921           More counselors to help advisors in many aspects.

0938           By continuing the class even though the students were less than ten so that the students can finish their goal in specific time frame.

0942           More computer lab hours.

0966           Continuing improvements in facilities.

0970           Offer a 4 year program!

0979           Services were excellent.

0985           Longer hours (registrar), etc.

0986           Library should remain open until 12:00am.

0995           I found the counselors to be absolutely useless! They did not direct me into the path I wanted to head into. I met with several counselors and not one helped me out. I should be graduating with a four year degree, but it doesn't look like it will happen soon. You need to hire professionals that

- know what they are doing!!!
- 0999 Hire qualified instructors.
- 1016 More diversity among instructors and key P.R. roles and counseling.
- 1020 Stronger in academic advisors to be more helpful in guiding students that are confused in courses and career goals.
- 1039 More parking spaces.
- 1050 If possible, make students more aware of the Career Center/Counseling Services. Looking back, I wish that I had taken advantage of those services.
- 1056 Make them more readily available. To see a counselor, I had to wait nearly 2 hours. This is unexceptable when you have a full time job.
- 1059 I wish it was a 4 year school!
- 1061 I think that they should improve the services for learning disabled people by giving them more services like more computer classes.
- 1071 More evening hours and better registration process.
- 1080 Information overload leads to burnout and ineffective learning. The College should continue to offer flexible scheduling of coursework. The ability to pick up a course here and there encourages lifelong learning without major lifestyle changes.
- 1103 In the RN program - better use of clinical time. We did not receive enough clinical experience.
- 1111 Parking spaces and registration could be improved. If registration could be done over the phone, it would be very convenient.
- 1113 Sometimes, fluorescent lights were not replaced promptly.
- 1115 Need bigger nursing facilities and more up to date nursing equipment.
- 1122 Require students to meet with advisors at least 3 times per semester. This will help to organize, plan their future and receive support if needed.
- 1124 More parking spaces.
- 1127 Spend more money on its' athletic's program. Fix the football field, track, tennis courts, etc.
- 1141 Many questionnaires asked about instructor availability (which was good) but not really helpful with subject matter.
- 1145 I want the big letters back on the buildings.
- 1148 Make it a 4 year college.
- 1157 The parking situation is a definite complaint from many students.
- 1179 I strongly believe that education begins at the promises. However, good service, good assistance.
- 1193 Put the letters back up on the buildings.
- 1197 Transportation to and from train station would be helpful for commuters.
- 1205 Get more full time teachers.
- 1207 Just try to offer the same programs and courses as the other colleges in the area.
- 1209 1) Many instructors seem to have an "I'm better than you ever will be" attitude which is very discouraging. 2) They do not put salt on the curb/street intersection and I nearly had a serious accident this winter while walking.
- 1212 Better use of CD Roms on campus. Other colleges/universities allow CD Rom use on campus - why doesn't Harper's library?
- 1229 The services are good as they are.
- 1236 More computer access, more courses via computer.



- 1242        Make services more well known, I didn't know about most of it until I was ready to transfer.
- 1252        I can't think of anything at the present time.
- 1260        Make it a 4 year institution!
- 1265        Why were the letters removed from the buildings? Very difficult to find building until up close.

## **Graduate Survey Forms**

## William Rainey Harper College 2001 Graduate Survey

Congratulations on your graduation from William Rainey Harper College. In order to devise more effective curricula, improve services, and meet student needs, the faculty and administration are interested in your feedback concerning the time you spent at William Rainey Harper College. Please take a few minutes to fill out the following survey and return it in the enclosed self-addressed postage-paid envelope. Thank you for your cooperation.

Office of Research  
1 8 0 0 8 3 3 3 3 3  
2 8 3 3 3 3 3  
3 8 3 3 3 3 3  
4 8 3 3 3 3 3  
5 8 3 3 3 3 3  
6 8 3 3 3 3 3  
7 8 3 3 3 3 3  
8 8 3 3 3 3 3  
9 8 3 3 3 3 3



### SECTION A:

1. What was your primary educational objective when you attended Harper College? (mark **ONE** response)
- ☐ a. Transfer to a four year institution
  - ☐ b. Prepare to enter the work force
  - ☐ c. Improve skills for current job
  - ☐ d. Prepare to change careers
  - ☐ e. Personal enrichment
  - ☐ f. Other, specify: \_\_\_\_\_

2. To what extent were you successful in achieving your educational objective?
- ☐ a. Very successful
  - ☐ b. Successful
  - ☐ c. Somewhat successful
  - ☐ d. Not at all successful

3. Do you plan to continue your education in the future?
- ☐ a. Yes
  - ☐ b. No

4. If your response to question 3 is yes, what is the highest degree you plan to earn?
- ☐ a. Bachelor's Degree
  - ☐ b. Master's Degree
  - ☐ c. Doctorate Degree
  - ☐ d. Professional Degree

5. Please rate how your education at Harper College helped you in each of the following areas.

- a. Ability to verbally communicate effectively
- b. Ability to communicate in writing effectively
- c. Ability to understand scientific concepts
- d. Ability to explain and apply the scientific method
- e. Ability to appreciate other points of view
- f. Ability to appreciate diversity and other cultures
- g. Ability to identify, develop and solve quantitative problems
- h. Ability to use computers and technology

Extremely helpful	Helpful	Not very helpful	Not helpful at all
<input type="radio"/>	<input type="radio"/>	<input type="radio"/>	<input type="radio"/>
<input type="radio"/>	<input type="radio"/>	<input type="radio"/>	<input type="radio"/>
<input type="radio"/>	<input type="radio"/>	<input type="radio"/>	<input type="radio"/>
<input type="radio"/>	<input type="radio"/>	<input type="radio"/>	<input type="radio"/>
<input type="radio"/>	<input type="radio"/>	<input type="radio"/>	<input type="radio"/>
<input type="radio"/>	<input type="radio"/>	<input type="radio"/>	<input type="radio"/>
<input type="radio"/>	<input type="radio"/>	<input type="radio"/>	<input type="radio"/>
<input type="radio"/>	<input type="radio"/>	<input type="radio"/>	<input type="radio"/>
<input type="radio"/>	<input type="radio"/>	<input type="radio"/>	<input type="radio"/>
<input type="radio"/>	<input type="radio"/>	<input type="radio"/>	<input type="radio"/>

6. Please rate the instruction at Harper College.

- a. Class size
- b. Quality of instruction
- c. Course content
- d. Fairness of grading
- e. Faculty teaching ability
- f. Faculty concern for students
- g. Faculty availability

Excellent	Good	Average	Poor	Not applicable
<input type="radio"/>	<input type="radio"/>	<input type="radio"/>	<input type="radio"/>	<input type="radio"/>
<input type="radio"/>	<input type="radio"/>	<input type="radio"/>	<input type="radio"/>	<input type="radio"/>
<input type="radio"/>	<input type="radio"/>	<input type="radio"/>	<input type="radio"/>	<input type="radio"/>
<input type="radio"/>	<input type="radio"/>	<input type="radio"/>	<input type="radio"/>	<input type="radio"/>
<input type="radio"/>	<input type="radio"/>	<input type="radio"/>	<input type="radio"/>	<input type="radio"/>
<input type="radio"/>	<input type="radio"/>	<input type="radio"/>	<input type="radio"/>	<input type="radio"/>
<input type="radio"/>	<input type="radio"/>	<input type="radio"/>	<input type="radio"/>	<input type="radio"/>
<input type="radio"/>	<input type="radio"/>	<input type="radio"/>	<input type="radio"/>	<input type="radio"/>
<input type="radio"/>	<input type="radio"/>	<input type="radio"/>	<input type="radio"/>	<input type="radio"/>
<input type="radio"/>	<input type="radio"/>	<input type="radio"/>	<input type="radio"/>	<input type="radio"/>

7. How would you rate the following programs and services at Harper College in terms of how they met your needs as a student?

- a. Advising about courses to take for transfer
- b. Assistance with deciding your major or career goal
- c. Assistance with job placement
- d. Access for the disabled on campus
- e. Location of the Student Center
- f. Usefulness of the student handbook/date book
- g. Availability of computers for out-of-class use
- h. Admissions
- i. Registration procedures

Excellent	Good	Average	Poor	Didn't know it existed	Knew about but didn't use
<input type="radio"/>	<input type="radio"/>	<input type="radio"/>	<input type="radio"/>	<input type="radio"/>	<input type="radio"/>
<input type="radio"/>	<input type="radio"/>	<input type="radio"/>	<input type="radio"/>	<input type="radio"/>	<input type="radio"/>
<input type="radio"/>	<input type="radio"/>	<input type="radio"/>	<input type="radio"/>	<input type="radio"/>	<input type="radio"/>
<input type="radio"/>	<input type="radio"/>	<input type="radio"/>	<input type="radio"/>	<input type="radio"/>	<input type="radio"/>
<input type="radio"/>	<input type="radio"/>	<input type="radio"/>	<input type="radio"/>	<input type="radio"/>	<input type="radio"/>
<input type="radio"/>	<input type="radio"/>	<input type="radio"/>	<input type="radio"/>	<input type="radio"/>	<input type="radio"/>
<input type="radio"/>	<input type="radio"/>	<input type="radio"/>	<input type="radio"/>	<input type="radio"/>	<input type="radio"/>
<input type="radio"/>	<input type="radio"/>	<input type="radio"/>	<input type="radio"/>	<input type="radio"/>	<input type="radio"/>
<input type="radio"/>	<input type="radio"/>	<input type="radio"/>	<input type="radio"/>	<input type="radio"/>	<input type="radio"/>
<input type="radio"/>	<input type="radio"/>	<input type="radio"/>	<input type="radio"/>	<input type="radio"/>	<input type="radio"/>

Please continue the survey on the other side

PN 02-100

	Very convenient	Convenient	Not convenient	Not Applicable
office)	○ ○ ○ ○	○ ○ ○ ○	○ ○ ○ ○	○ ○ ○ ○

- ■ ■ ■

III

☐ a. Same as my Harper major  
☐ b. Related to my Harper major  
☐ c. Entirely new area

- ...

=====

- — —

- ☐ a. Some credits would transfer as elective only  
☐ b. Entirely new field of study at transfer institution  
☐ c. Grades were not high enough to earn transfer credits  
☐ d. Other, specify: \_\_\_\_\_

==

- ☐ a. Credit courses  
☐ b. Continuing Education courses (non-credit)

=====

- ☐ a. Columbia College in Chicago  
☐ b. DePaul University  
☐ c. Elmhurst College  
☐ d. Illinois State College  
☐ e. Northeastern Illinois University  
☐ f. Northern Illinois University  
☐ g. Roosevelt University  
☐ h. Other, specify \_\_\_\_\_

—

**SECTION C: This section should be completed by those who are currently employed full-time or part-time. If you are not employed, please skip this section and go to section D.**

18. How would you describe your employment status?
- ☐ a. Employed full-time  
☐ b. Employed part-time
19. What is your job title? \_\_\_\_\_
20. How long have you had your present job? \_\_\_\_\_
21. When did you obtain your current job?
- ☐ a. Before attending Harper  
☐ b. While attending Harper  
☐ c. After graduating from Harper
22. If you obtained your current job after graduating from Harper, how long did you actively seek employment before obtaining your present job? \_\_\_\_\_
23. How would you describe your job in terms of your major at Harper College?
- ☐ a. Directly related to my Harper major  
☐ b. Somewhat related to my Harper major  
☐ c. Not at all related to my Harper major
24. How would you rate your Harper education in terms of how well it prepared you for performing your current job?
- ☐ a. Excellent  
☐ b. Good  
☐ c. Average  
☐ d. Poor
25. How did your Harper College education help you? (mark ALL that apply)
- ☐ a. Obtain present job  
☐ b. Increase in salary  
☐ c. Promotion  
☐ d. Better position with new employer  
☐ e. Other, specify: \_\_\_\_\_
26. How satisfied are you with your present job?
- ☐ a. Very satisfied  
☐ b. Somewhat satisfied  
☐ c. Neutral  
☐ d. Somewhat dissatisfied  
☐ e. Very dissatisfied
27. Mark the range that best describes your annual gross income.
- ☐ a. Less than \$14,999  
☐ b. \$15,000 to \$24,999  
☐ c. \$25,000 to \$34,999  
☐ d. \$35,000 or more

**SECTION D: Please comment on your Harper experience, what you liked best at Harper, and how the College might improve.**

- |   | Definitely would         | Probably would           | Uncertain                | Probably would not       | Definitely would not     |
|---|--------------------------|--------------------------|--------------------------|--------------------------|--------------------------|
| 28. Would you recommend Harper College to your friends and family?                                | <input type="checkbox"/> | <input type="checkbox"/> | <input type="checkbox"/> | <input type="checkbox"/> | <input type="checkbox"/> |
| 29. Would you return to Harper for educational or personal enrichment courses in the near future? | <input type="checkbox"/> | <input type="checkbox"/> | <input type="checkbox"/> | <input type="checkbox"/> | <input type="checkbox"/> |

Please continue the survey on the other side



## William Rainey Harper College 2000 Graduate Survey

Congratulations on your recent graduation from William Rainey Harper College. In order to devise more effective curriculum, improve services, and meet student needs, the faculty and administration are interested in your feedback concerning the time you spent at William Rainey Harper College. Please take a few minutes to fill out the following survey and return it in the enclosed self-addressed postage-paid envelope. Thank you for your cooperation.

Office  
Use  
Only

0	1	2	3
4	5	6	7
8	9	10	11
12	13	14	15
16	17	18	19
20	21	22	23
24	25	26	27
28	29	30	31
32	33	34	35
36	37	38	39
40	41	42	43
44	45	46	47
48	49	50	51
52	53	54	55
56	57	58	59
60	61	62	63
64	65	66	67
68	69	70	71
72	73	74	75
76	77	78	79
80	81	82	83
84	85	86	87
88	89	90	91
92	93	94	95
96	97	98	99
100	101	102	103
104	105	106	107
108	109	110	111
112	113	114	115
116	117	118	119
120	121	122	123
124	125	126	127
128	129	130	131
132	133	134	135
136	137	138	139
140	141	142	143
144	145	146	147
148	149	150	151
152	153	154	155
156	157	158	159
160	161	162	163
164	165	166	167
168	169	170	171
172	173	174	175
176	177	178	179
180	181	182	183
184	185	186	187
188	189	190	191
192	193	194	195
196	197	198	199
200	201	202	203
204	205	206	207
208	209	210	211
212	213	214	215
216	217	218	219
220	221	222	223
224	225	226	227
228	229	230	231
232	233	234	235
236	237	238	239
240	241	242	243
244	245	246	247
248	249	250	251
252	253	254	255
256	257	258	259
260	261	262	263
264	265	266	267
268	269	270	271
272	273	274	275
276	277	278	279
280	281	282	283
284	285	286	287
288	289	290	291
292	293	294	295
296	297	298	299
300	301	302	303
304	305	306	307
308	309	310	311
312	313	314	315
316	317	318	319
320	321	322	323
324	325	326	327
328	329	330	331
332	333	334	335
336	337	338	339
340	341	342	343
344	345	346	347
348	349	350	351
352	353	354	355
356	357	358	359
360	361	362	363
364	365	366	367
368	369	370	371
372	373	374	375
376	377	378	379
380	381	382	383
384	385	386	387
388	389	390	391
392	393	394	395
396	397	398	399
400	401	402	403
404	405	406	407
408	409	410	411
412	413	414	415
416	417	418	419
420	421	422	423
424	425	426	427
428	429	430	431
432	433	434	435
436	437	438	439
440	441	442	443
444	445	446	447
448	449	450	451
452	453	454	455
456	457	458	459
460	461	462	463
464	465	466	467
468	469	470	471
472	473	474	475
476	477	478	479
480	481	482	483
484	485	486	487
488	489	490	491
492	493	494	495
496	497	498	499
500	501	502	503
504	505	506	507
508	509	510	511
512	513	514	515
516	517	518	519
520	521	522	523
524	525	526	527
528	529	530	531
532	533	534	535
536	537	538	539
540	541	542	543
544	545	546	547
548	549	550	551
552	553	554	555
556	557	558	559
560	561	562	563
564	565	566	567
568	569	570	571
572	573	574	575
576	577	578	579
580	581	582	583
584	585	586	587
588	589	590	591
592	593	594	595
596	597	598	599
600	601	602	603
604	605	606	607
608	609	610	611
612	613	614	615
616	617	618	619
620	621	622	623
624	625	626	627
628	629	630	631
632	633	634	635
636	637	638	639
640	641	642	643
644	645	646	647
648	649	650	651
652	653	654	655
656	657	658	659
660	661	662	663
664	665	666	667
668	669	670	671
672	673	674	675
676	677	678	679
680	681	682	683
684	685	686	687
688	689	690	691
692	693	694	695
696	697	698	699
700	701	702	703
704	705	706	707
708	709	710	711
712	713	714	715
716	717	718	719
720	721	722	723
724	725	726	727
728	729	730	731
732	733	734	735
736	737	738	739
740	741	742	743
744	745	746	747
748	749	750	751
752	753	754	755
756	757	758	759
760	761	762	763
764	765	766	767
768	769	770	771
772	773	774	775
776	777	778	779
780	781	782	783
784	785	786	787
788	789	790	791
792	793	794	795
796	797	798	799
800	801	802	803
804	805	806	807
808	809	810	811
812	813	814	815
816	817	818	819
820	821	822	823
824	825	826	827
828	829	830	831
832	833	834	835
836	837	838	839
840	841	842	843
844	845	846	847
848	849	850	851
852	853	854	855
856	857	858	859
860	861	862	863
864	865	866	867
868	869	870	871
872	873	874	875
876	877	878	879
880	881	882	883
884	885	886	887
888	889	890	891
892	893	894	895
896	897	898	899
900	901	902	903
904	905	906	907
908	909	910	911
912	913	914	915
916	917	918	919
920	921	922	923
924	925	926	927
928	929	930	931
932	933	934	935
936	937	938	939
940	941	942	943
944	945	946	947
948	949	950	951
952	953	954	955
956	957	958	959
960	961	962	963
964	965	966	967
968	969	970	971
972	973	974	975
976	977	978	979
980	981	982	983
984	985	986	987
988	989	990	991
992	993	994	995
996	997	998	999
1000	1001	1002	1003
1004	1005	1006	1007
1008	1009	1010	1011
1012	1013	1014	1015
1016	1017	1018	1019
1020	1021	1022	1023
1024	1025	1026	1027
1028	1029	1030	1031
1032	1033	1034	1035
1036	1037	1038	1039
1040	1041	1042	1043
1044	1045	1046	1047
1048	1049	1050	1051
1052	1053	1054	1055
1056	1057	1058	1059
1060	1061	1062	1063
1064	1065	1066	1067
1068	1069	1070	1071
1072	1073	1074	1075
1076	1077	1078	1079
1080	1081	1082	1083
1084	1085	1086	1087
1088	1089	1090	1091
1092	1093	1094	1095
1096	1097	1098	1099
1100	1101	1102	1103
1104	1105	1106	1107
1108	1109	1110	1111
1112	1113	1114	1115
1116	1117	1118	1119
1120	1121	1122	1123
1124	1125	1126	1127
1128	1129	1130	1131
1132	1133	1134	1135
1136	1137	1138	1139
1140	1141	1142	1143
1144	1145	1146	1147
1148	1149	1150	1151
1152	1153	1154	1155
1156	1157	1158	1159
1160	1161	1162	1163
1164	1165	1166	1167
1168	1169	1170	1171
1172	1173	1174	1175
1176	1177	1178	1179
1180	1181	1182	1183
1184	1185	1186	1187
1188	1189	1190	1191
1192	1193	1194	1195
1196	1197	1198	1199
1200	1201	1202	1203
1204	1205	1206	1207
1208	1209	1210	1211
1212	1213	1214	1215
1216	1217	1218	1219
1220	1221	1222	1223
1224	1225	1226	1227
1228	1229	1230	1231
1232	1233	1234	1235
1236	1237	1238	1239
1240	1241	1242	1243
1244	1245	1246	1247
1248	1249	1250	1251
1252	1253	1254	1255
1256	1257	1258	1259
1260	1261	1262	1263
1264	1265	1266	1267
1268	1269	1270	1271
1272	1273	1274	1275
1276	1277	1278	1279
1280	1281	1282	1283
1284	1285	1286	1287
1288			



8. How would you rate the convenience of the courses taken in terms of their location?

Very convenient	Convenient	Not convenient
<input type="radio"/>	<input type="radio"/>	<input type="radio"/>
<input type="radio"/>	<input type="radio"/>	<input type="radio"/>
<input type="radio"/>	<input type="radio"/>	<input type="radio"/>
<input type="radio"/>	<input type="radio"/>	<input type="radio"/>
<input type="radio"/>	<input type="radio"/>	<input type="radio"/>
<input type="radio"/>	<input type="radio"/>	<input type="radio"/>
<input type="radio"/>	<input type="radio"/>	<input type="radio"/>
<input type="radio"/>	<input type="radio"/>	<input type="radio"/>

- ☐ a. Harper main campus (Palatine)
- ☐ b. Northeast Center (Wheeling)
- ☐ c. WEB or Internet based (from home or office)
- ☐ d. College of DuPage
- ☐ e. College of Lake County
- ☐ f. Rockford
- ☐ g. Oakton Community College
- ☐ h. Other, specify: \_\_\_\_\_

**SECTION B: This section should be completed by those who are currently enrolled in college. If not currently enrolled in college, please skip this section and go to section C.**

9. Which of the following best describes your current educational status?

- ☐ a. Full-time student (12 credit hrs or more)
- ☐ b. Part-time student

10. How would you describe your current major?

- ☐ a. Same as my Harper major
- ☐ b. Related to my Harper major
- ☐ c. Entirely new area

11. How would you rate your Harper education in terms of how well it prepared you for continuing your education?

- ☐ a. Excellent
- ☐ b. Good
- ☐ c. Average
- ☐ d. Poor

12. Did all of your Harper College credits transfer to your current institution?

- ☐ a. Yes
- ☐ b. No

13. If your response to question 12 is no, what was the main reason? (mark ONE response)

- ☐ a. Some credits would transfer as elective only
- ☐ b. Entirely new field of study at transfer institution
- ☐ c. Grades were not high enough to earn transfer credits
- ☐ d. Other, specify: \_\_\_\_\_

14. Have you taken additional courses at Harper since receiving your degree or certificate?

- ☐ a. Yes
- ☐ b. No

15. If your response to question 14 is yes, what type of courses have you taken? (mark ALL that apply)

- ☐ a. Credit courses
- ☐ b. Continuing Education courses (non-credit)

16. Which institution do you currently attend?

17. What is your current major? \_\_\_\_\_

**SECTION C: This section should be completed by those who are currently employed full time or part time. If you are not employed, please skip this section and go to section D.**

18. How would you describe your employment status?

- ☐ a. Employed full-time
- ☐ b. Employed part-time

19. What is your job title? \_\_\_\_\_

20. How long have you had your present job?

\_\_\_\_\_

21. When did you obtain your current job?

- ☐ a. Before attending Harper
- ☐ b. While attending Harper
- ☐ c. After graduating from Harper

Please continue the survey on the next page



22. If you obtained your current job after graduating from Harper, how long did you actively seek employment before obtaining your present job? \_\_\_\_\_

23. How would you describe your job in terms of your major at Harper College?

- ☐ a. Directly related to my Harper major  
☐ b. Somewhat related to my Harper major  
☐ c. Not at all related to my Harper major

24. How would you rate your Harper education in terms of how well it prepared you for performing your current job?

- ☐ a. Excellent  
☐ b. Good  
☐ c. Average  
☐ d. Poor

25. How did your Harper College education help you? (mark ALL that apply)

- ☐ a. Obtain present job  
☐ b. Increase in salary  
☐ c. Promotion  
☐ d. Better position with new employer  
☐ e. Other, specify: \_\_\_\_\_

26. How satisfied are you with your present job?

- ☐ a. Very satisfied  
☐ b. Somewhat satisfied  
☐ c. Neutral  
☐ d. Somewhat dissatisfied  
☐ e. Very dissatisfied

27. Mark the range that best describes your annual gross income.

- ☐ a. Less than \$14,999  
☐ b. \$15,000 to \$24,999  
☐ c. \$25,000 to \$34,999  
☐ d. \$35,000 or more

**SECTION D: Please comment on your Harper experience, what you liked best at Harper, and how the College might improve.**

	Definitely would	Probably would	Uncertain	Probably would not	Definitely would not
28. Would you recommend Harper College to your friends and family?	<input type="checkbox"/>	<input type="checkbox"/>	<input type="checkbox"/>	<input type="checkbox"/>	<input type="checkbox"/>
29. Would you return to Harper for educational or personal enrichment courses in the near future?	<input type="checkbox"/>	<input type="checkbox"/>	<input type="checkbox"/>	<input type="checkbox"/>	<input type="checkbox"/>

30. What did you like best at Harper College? \_\_\_\_\_

31. How can the College improve in its instruction? \_\_\_\_\_

32. How can the College improve in its services? \_\_\_\_\_

Please continue the survey on the other side

33. Would you like to receive information about the Harper Alumni Association?

- ☐ a. Yes  
☐ b. No

If yes, please provide your name and address.

Name: \_\_\_\_\_

Address: \_\_\_\_\_

City: \_\_\_\_\_

State: \_\_\_\_\_ Zip Code: \_\_\_\_\_

**OPTIONAL:**

34. May we have your permission to send your supervisor a questionnaire regarding how well graduates of Harper College perform on the job?

- ☐ a. Yes  
☐ b. No

If yes, please provide your supervisor's name and address.

Supervisors name: \_\_\_\_\_

Title: \_\_\_\_\_

Company address: \_\_\_\_\_

City: \_\_\_\_\_

State: \_\_\_\_\_ Zip Code: \_\_\_\_\_

---

Please use this space for any additional comments:

Thank you for completing this survey

