



Harper College
Survey of 2002 Graduates

*Prepared by the Office of Research
- Teaming to Serve Research Needs of the College -
December 21, 2004*

- This Page Left Blank Intentionally -

Executive Summary

- Response rate was 25% for 2002 graduates. Because response rates are low, results are suggestive rather than definitive concerning perceptions of Harper graduates.
- Overall, graduates' perceptions of Harper for 2002 were positive and slightly higher than for the previous year. 97% of the Harper graduates would recommend Harper College to friends and family and 80% would take further courses at Harper.
- 54% of the responding Harper Graduates enrolled in college after graduating from Harper. Roosevelt University and Northern Illinois University continue to be the most frequently attended colleges.
- Most 2002 graduates (71%) continuing their education stayed in the same major or in a major related to their Harper major.
- 90% of the 2002 graduates rated their Harper preparation for continuing their education as good or excellent.
- Even with over half of the responding graduates enrolled in college, 84% of the graduates were employed.
- Employed graduates tended to work in jobs related or directly related to their Harper major.
- Although many graduates reported not using job placement and access and disability services (42% and 55% respectively) greater proportions of graduates used these services than in prior years.
- 75% of 2002 graduates rated the location of the Student Center as good or excellent. This continues an improvement trend begun in 2001.
- Most programs and services were rated good or excellent by 70% to 80% of the 2002 graduates rating them. However, assistance with deciding your major or career goal and assistance with job placement were two areas where fewer than 60% of respondents gave the most positive ratings.
- Minority perceptions of Harper College and its services are similar to those of white students. The absence of perceptual differences among racial/ethnic groups reflect well on Harper's efforts to be an inclusive, multi-cultural institution.
- There were statistically significant differences in the perceptions and needs of young adult and adult graduates in 2002, largely due to their differing life experiences and lifestyles. Adults were more likely to seek specific, career-related educational programs. Young adults were more likely to take classes for transfer to a four-year institution.

- This Page Left Blank Intentionally -

Table of Contents

Executive Summary	i
Index of Tables	iv
Introduction	1
Methodology	1
Summary of Findings	5
Overall Survey Results	9
Segmentation of 2002 Harper Graduates	27
2002 Graduate Survey Open-ended Responses.....	39
Graduate Survey Forms	87
 Appendix	 93
AA.....	95
AS	103
Accounting Associate	111
CIS Technical	119
Web Development	127
Cardiac Technology	135
Dental Hygiene	143
Electrical Maintenance	151
Electronics Technology.....	159
Sec. General Office Asst.	167
Interior Design	175
Licensed Practical Nurse	183
Nursing.....	191
Paralegal Studies.....	199

Index of Tables

Table 1: Survey Response Rates for 1999-2002.....	1
Table 2: Ethnicity, Age Group, and Gender of Graduates.....	2
Table 3: What was your primary objective when you attended Harper College?	9
Table 4: To what extent were you successful in achieving your educational objective? ...	9
Table 5: Do you plan to continue your education in the future?	10
Table 6: What is the highest degree you plan to earn? *	10
Table 7: Please rate how your education at Harper College helped you in each of the following areas:.....	11
Table 8: Please rate the instruction at Harper College:.....	13
Table 9: How would you rate the following programs and services at Harper College in terms of how they met your needs as a student?.....	14
Table 10: How would you rate the convenience of the courses taken in terms of their location?.....	17
Table 11: Which of the following best describes your current educational status?.....	19
Table 12: How would you describe your current major?	19
Table 13: How would you rate your Harper education in terms of how well it prepared you for continuing your education?	19
Table 14: Did all of your Harper College credits transfer to your current institution?	20
Table 15: What was the main reason for Harper College credits failing to transfer?.....	20
Table 16: Have you taken additional courses at Harper College since receiving your degree or certificate?	20
Table 17: What type of courses have you taken? *	21
Table 18: Which institution do you currently attend? *	21
Table 19: How would you describe your current employment status?.....	22
Table 20: When did you obtain your current job?	22
Table 21: How would you describe your job in terms of your major at Harper?	22
Table 22: How would you rate your Harper education in terms of how well it prepared you for performing your current job?	23
Table 23: How did your Harper College education help you?	23
Table 24: How satisfied are you with your present job?	23
Table 25: Mark the range that best describes your annual gross income:	24
Table 26: Graduate Preferences	25
Table 27: What was your primary objective when you attended Harper College?	27
Table 28: To what extent were you successful in achieving your educational objective? ..	27
Table 29: Do you plan to continue your education in the future?	28
Table 30: What is the highest degree you plan to earn? *	28
Table 31: What is the highest degree you plan to earn? *	28
Table 32: Please rate how your education at Harper College helped you in each of the following areas:.....	29
Table 33: Please rate how your education at Harper College helped you in each of the following areas:.....	29
Table 34: Please rate the instruction at Harper College:.....	30
Table 35: Please rate the instruction at Harper College.....	30
Table 36: How would you rate the following programs and services at Harper College in terms of how they met your needs as a student?.....	31
Table 37: How would you rate the following programs and services at Harper College in terms of how they met your needs as a student?.....	31

Table 38: Harper main campus (Palatine)	32
Table 39: Northeast Center (Wheeling).....	32
Table 40: Web or Internet based (from home or office).....	32
Table 41: Education Characteristics	33
Table 42: Which of the following best describes your current educational status?.....	33
Table 43: Did all of your Harper College credits transfer to your current institution?	33
Table 44: Have you taken additional courses at Harper since receiving your degree or certificate?	34
Table 45: Employment Characteristics.....	35
Table 46: When did you obtain your current job?	35
Table 47: How would you describe your job in terms of your major at Harper?	35
Table 48: How would you describe your job in terms of your major at Harper?	36
Table 49: How would you rate your Harper education in terms of how well it prepared you to perform your current job?	36
Table 50: Mark the range that best describes your annual gross income:	36
Table 51: Mark the range that best describes your annual gross income	37
Table 52: May we have your permission to send your supervisor a questionnaire regarding how well graduates of Harper College perform on the job?.....	38

Introduction

Since spring of 2000, Harper College has conducted an annual survey of the previous year's graduates. The survey was designed to measure graduate satisfaction with the college and its programs. In 2001, the instrument underwent significant redesign. Earlier data is largely incompatible with the data from the 2000, 2001, and 2002 graduates. This report provides results from the revised surveys administered to 2000, 2001, and 2002 graduates. Where comparable, data from the 1999 survey is also provided. Open-ended responses and copy of the 2002 survey are included in the Appendix. The Appendix also contains counts and percentages of responses to the 2002 survey questions by Certificate/Degree where there were at least 5 respondents.

Methodology

The Office of Research mails surveys to Harper College graduates annually. Each year's mailing occurs approximately one year after graduation. Table 1 shows historical survey response rates for the period 1999-2002.

Table 1: Survey Response Rates for 1999-2002

	1999 Graduates	2000 Graduates	2001 Graduates	2002 Graduates
Surveys Distributed	1220	1257	1227	1117
Surveys Received	279	317	247	284
Response Rate	22.9%	25.2%	20.1%	25.4%

Due to low response rates, the results discussed throughout this report should be considered suggestive rather than definitive. With regard to age, there were no graduating students in the FTIC (18 and under) category. With regard to ethnicity, minority graduates were aggregated for comparison purposes to white graduates. An analysis of the demographic characteristics of the responding graduates indicates that the sample is very similar to the graduate population in terms of age and ethnicity. However, the sample did manifest gender bias in 2000, 2001, and 2002: females were more likely to respond to the survey and as a result are over represented in the sample of respondents. Table 2 summarizes demographic characteristics for the 2000, 2001, and 2002 Graduate Surveys.

Table 2: Ethnicity, Age Group, and Gender of Graduates

	2000 Graduates						2001 Graduates					
	Respondents		Non-Respondents		Total		Respondents		Non-Respondents		Total	
	N	%	N	%	N	%	N	%	N	%	N	%
Ethnicity												
Asian	34	10.7	88	9.5	122	9.8	11	4.5	38	3.9	49	4.0
African-American	5	1.6	18	1.9	23	1.8	4	1.6	22	2.2	26	2.1
Hispanic	12	3.8	63	6.8	75	6.0	14	5.7	53	5.4	67	5.5
White	259	81.7	747	80.3	1006	80.7	197	79.8	733	74.8	930	75.8
International	3	.9	14	1.5	17	1.4	4	1.6	7	.7	11	.9
Other/Unknown	4	1.2			4	.3	17	6.9	127	12.9	144	11.7
TOTAL	317	100.0	930	100.0	1247	100.0	247	100.0	980	100.0	1227	100.0

	2002 Graduates					
	Respondents		Non-Respondents		Total	
	N	%	N	%	N	%
Ethnicity						
Asian	21	7.4	107	12.8	128	11.5
African-American	4	1.4	19	2.3	23	2.1
Hispanic	20	7.0	60	7.2	80	7.2
White	221	77.8	585	70.2	806	72.2
International	2	.7	3	.4	5	.4
Other/Unknown	16	5.6	59	7.1	75	6.7
TOTAL	284	100.0	833	100.0	1117	100.0

	2000 Graduates						2001 Graduates					
	Respondents		Non-Respondents		Total		Respondents		Non-Respondents		Total	
	N	%	N	%	N	%	N	%	N	%	N	%
Age Group												
FTIC (18 & under)												
Young Adult (19-24)	122	40.5	383	40.5	505	40.5	127	51.4	460	46.9	587	47.8
Adult (25 & Over)	179	59.5	561	59.5	740	59.5	120	48.6	520	53.1	641	52.2
TOTAL	301	100.0	946	100.0	1247	100.0	247	100.0	980	100.0	1227	100.0
Gender												
Female	226	71.3	548	58.9	774	62.1	181	73.3	642	65.5	823	67.1
Male	74	23.3	399	41.1	473	37.9	66	26.7	338	34.5	404	32.9
TOTAL	317	100.0	930	100.0	1247	100.0	247	100.0	980	100.0	1227	100.0

	2002 Graduates					
	Respondents		Non-Respondents		Total	
	N	%	N	%	N	%
Age Group						
FTIC (18 & under)						
Young Adult (19-24)	134	47.2	393	47.2	527	47.2
Adult (25 & Over)	150	52.8	440	52.8	590	52.8
TOTAL	284	100.0	833	100.0	1117	100.0
Gender						
Female	211	74.3	499	59.9	710	63.6
Male	73	25.7	334	40.1	407	36.4
TOTAL	284	100.0	833	100.0	1117	100.0

- Female respondents had a significantly higher response rate than their male counterparts.
- In 2002, the percentage of adult graduates increased slightly over 2001.

The survey is a 34-item instrument, including both open and fixed response questions. These questions are broken down into 4 thematic sections.

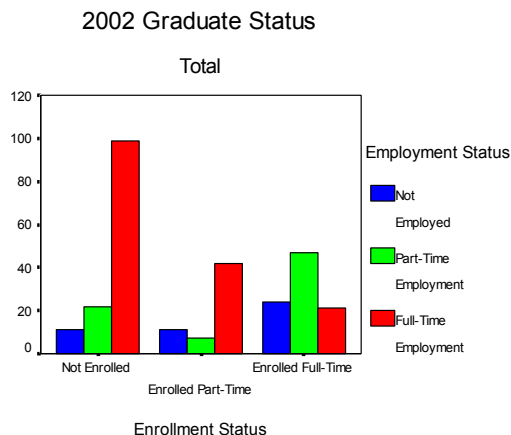
- Section A collected responses from all graduates about various aspects of their Harper experience.
- Section B focused on the impact of Harper on those graduates who continued their education.
- Section C focused on the impact of Harper on those graduates who were employed at least part time.
- Section D asked all graduates whether they would return to Harper and whether they would recommend Harper, and asks permission to contact their supervisor regarding how well graduates of Harper perform on the job.

Analysis of the data reveals a large number of statistically significant differences among groups of 2002 graduates. This is almost wholly attributable to Section A items and specifically due to differential gender and age groups' responses among the 2002 graduates that will be discussed in the next section.

- This Page Left Blank Intentionally -

Summary of Findings

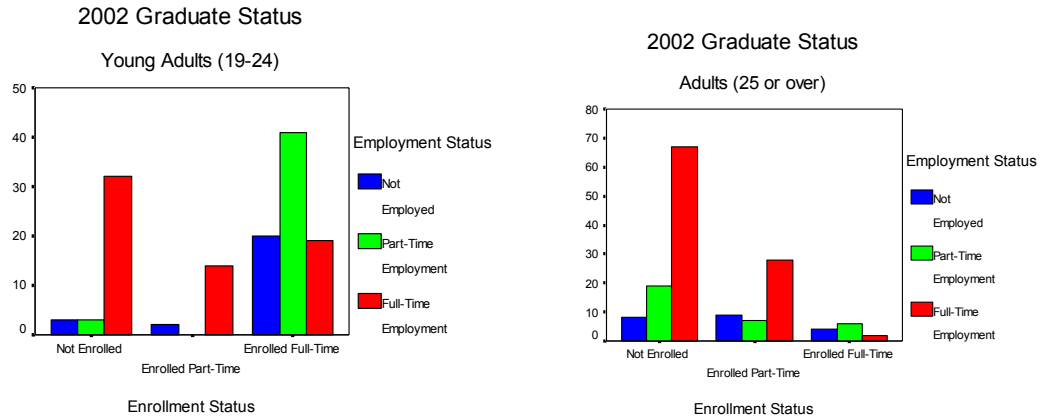
This report contains four parts. The first examines overall responses to survey questions. The second part examines significant differences among gender, age, and racial subgroups in the 2002 respondents. The third part provides a detailed listing of open-ended responses provided by respondents in 2002. The final part provides an appendix that contains counts and percentages of responses to the 2002 survey questions by Certificate/Degree where there were at least 5 respondents. Overall, Harper graduates favored Harper College and its services in most areas. Graduate preferences were similar for the four years shown in this report. Harper graduates sought education primarily for transfer to another program and secondarily for vocational reasons. Personal enrichment was cited as a reason by less than seven percent of responding graduates (Table 3). Overall, a majority of responding Harper graduates were planning to be enrolled in college classes after their graduation from Harper.



Graduate respondents have apparently embraced Web-based and Internet classes evidenced by higher accessibility ratings and growing participation numbers (Table 10).

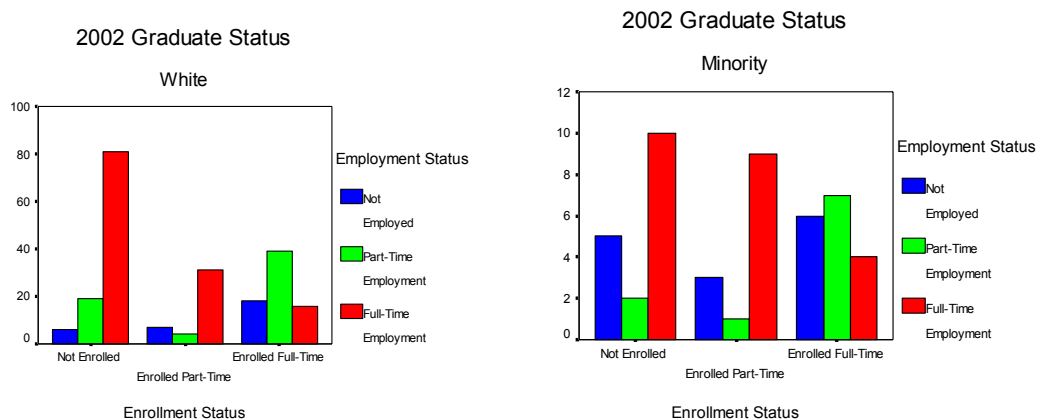
Maturing technologies, improved teaching methodologies, and growing acceptance and adoption of on-line learning have all contributed to this perception.

The most striking group differences observed were among age groups in the 2002 survey. Indeed, significant differences among young adults and adults respondents exist more frequently than for other groupings. Adult graduates are more likely to be employed full-time (Table 45) and their education is more likely to be related to their occupation (Table 48). In contrast, young adult graduates are far more likely to transfer to a four-year school to continue their education (Table 27), are more interested in pursuing more general advanced studies (Table 30), and have a lower average income (Table 51). Young adults are comparatively less likely to enter the workforce directly upon graduation.

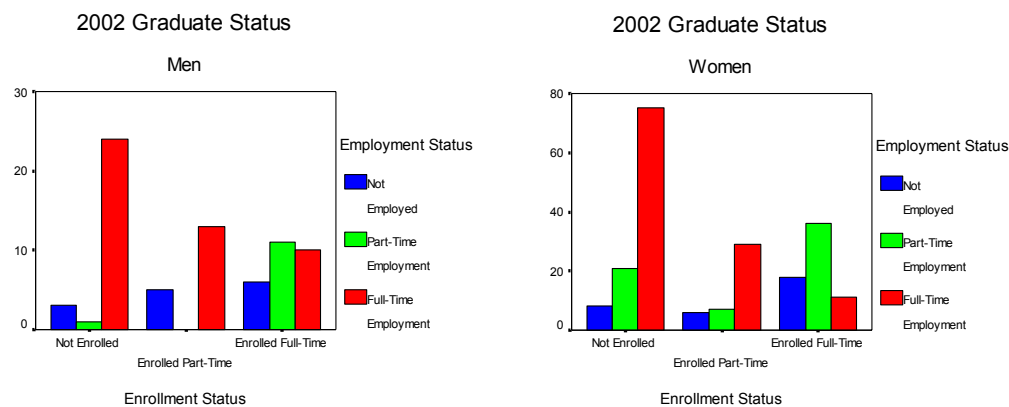


The varying preferences and characteristics of genders and ethnicities are less clear. Harper graduate groups manifest a variety of tendencies, not all of which are easily categorized by gender and ethnicity. Additionally, the substantial differences noted in the 2002 graduates' responses may continue to be attributable to impact of societal stress caused by international tension and economic distress. Whether these shifts represent a more fundamental trend is unknown at this time; future analysis may provide insight into this matter.

There are few differences of opinion among white and minority students. However, one key difference among 2002 graduates concerns their views of the instruction at Harper College. White students view class size significantly more positively than minority students. In terms of faculty availability, white students also gave higher ratings than the minority students. However, minority students rated both "class size" and "faculty availability" as "good" (Table 35). Respondents' comments suggest that the lower ratings by minorities may be due to wanting a smaller class size (open responses) and/or extra time from faculty dedicated to minorities (open responses). Minority graduates are also more likely to be employed while enrolled in their further educational endeavors.



Differences among age groups for 2000 graduates are consistent with age groups differences in prior years. When asked about Harper's ability to provide education (Table 32), instruction (Table 34), and services (Table 37), differences between male and female graduates' responses were highly significant: female graduates were consistently more positive about Harper than male graduates when it came to education and instruction. However, males were more positive about Harper services. Significant differences were also found in the category of convenience of the courses taken in terms of their location (Table 40). Web or internet based (from home office) females rated this more convenient than did males. It is unlikely that the sample gender bias is responsible for these findings, as a similar bias exists in the 2000, 2001 and 2002 survey pool. Responding female graduates were also more likely to be employed part-time than their male counterparts, whatever their enrollment status.



There were many positive comments from graduates complimenting faculty on their helpfulness and professionalism. A sample of open-end responses to support this evidence follows:

- The school made me believe in myself. Teachers are very well prepared and I like the fact that everyone of them takes pride in their jobs. They really make it hard for students but they want us to succeed in our personal and professional lives.
- The teaching was excellent. Instructors were much better prepared at Harper than at Roosevelt. Harper teachers never wasted my time (because of lack of class preparation). I would much rather pay Harper the type of fees that Roosevelt is asking for.
- The enthusiasm of the professors and the exceptional standard of teaching they provided. The teaching staff are truly Harper's greatest asset.
- The instructors! The last few years I spent at Harper were very rewarding in terms of the faculty and what they brought to the classroom. It is their excellent teaching/preparation that has made me successful today at DePaul University.

- The teachers and professors. They are very knowledgeable and professional. Marketing director XXXXXXXXXXXX is an excellent example of what she does and goes the extra mile to help students in any aspect of school or life.
- Excellent faculty at Harper.
- The teachers I had while at Harper were excellent. Very knowledgeable.

Overall, graduates leave Harper with a very favorable perception of Harper (Table 26). Graduates are likely to return to Harper for further classes and recommend Harper to friends and relatives. This positive “word-of-mouth” is a Harper asset. The generally positive assessment is strongly backed by the overall results and findings of the surveys.

Overall Survey Results

Section A: General Graduate Impressions

Table 3: What was your primary objective when you attended Harper College?

	1999 Graduates		2000 Graduates		2001 Graduates		2002 Graduates	
	N	%	N	%	N	%	N	%
Transfer to a four year institution	109	48.7	148	47.7	119	49.4	140	49.3
Prepare to enter the work force	31	13.8	41	13.2	44	18.3	46	16.2
Improve skills for current job	28	12.5	27	8.7	19	7.9	17	6.0
Prepare to change careers	38	17.0	59	19.0	33	13.7	49	17.3
Personal enrichment	11	4.9	19	6.1	16	6.6	19	6.7
Other	7	3.1	16	5.2	10	4.1	13	4.6
Subtotal for answers 2-4 (career)	97	43.3	127	40.9	96	39.9	112	39.9
TOTAL	224	100.0	310	100.0	245	100.0	284	100.0

- Consistent with prior years, transfer to a four year institution remains the primary objective for 2002 graduates.
- The total for job-related educational goals (“Prepare to enter the workforces”, “Improve skills for current job”, and “Prepare to change careers”) remained steady among all responding graduate cohorts.

Table 4: To what extent were you successful in achieving your educational objective?

	2000 Graduates		2001 Graduates		2002 Graduates	
	N	%	N	%	N	%
Very successful	162	59.1	149	68.7	169	59.5
Successful	80	29.2	44	20.3	83	29.2
Somewhat successful	30	10.9	18	8.3	27	9.5
Not at all successful	2	.7	6	2.8	4	1.4
TOTAL	274	100.0	217	100.0	283	100.0
Mean ^a		3.4		3.5		3.5
Standard deviation		.72		.76		.73

^a Answers for Table 4 were rated on a four-point scale as follows: “Very successful” (4), “Successful” (3), “Somewhat successful” (2), and “Not at all successful” (1).

- The majority of responding graduates believe themselves to be very successful in achieving their educational goals.

Table 5: Do you plan to continue your education in the future?

	1999 Graduates		2000 Graduates		2001 Graduates		2002 Graduates	
	N	%	N	%	N	%	N	%
Yes	276	89.9	280	88.9	212	86.5	248	87.9
No	31	10.1	35	11.1	33	13.5	34	12.1
TOTAL	307	100.0	315	100.0	245	100.0	282	100.0

- Most Harper graduates intend to continue their education. The percentage of graduates planning to continue their education is fairly stable from year-to-year at over 85%.

Table 6: What is the highest degree you plan to earn? *

	1999 Graduates		2000 Graduates		2001 Graduates		2002 Graduates	
	N	%	N	%	N	%	N	%
Bachelor's Degree	108	40.8	93	40.1	85	46.2	89	36.2
Master's Degree	115	43.4	106	45.7	72	39.1	124	50.4
Doctorate Degree	17	6.4	13	5.6	13	7.1	15	6.1
Professional Degree	25	9.4	20	8.6	14	7.6	18	7.3
Total Responding	265	100.0	232	100.0	184	100.0	246	100.0
Not Responding	42	13.7	83	26.3	61	24.9	38	13.4
Grand Total	307		315		245		284	

*Of respondents seeking to continue their education

- Most Harper graduates plan to earn a Bachelor's or Master's degree.
- 2002 graduates continued the trend from previous years where a Master's degree was the most common educational aspiration. Only 2001 graduates reversed the preference aspiring to a Bachelor's degree more frequently than a Master's degree.
- In 2002, slightly more than 85% of Harper graduates plan to continue their education and seek an additional degree.

Table 7: Please rate how your education at Harper College helped you in each of the following areas:

	1999 Graduates		2000 Graduates		2001 Graduates		2002 Graduates	
	N	%	N	%	N	%	N	%
Ability to verbally communicate effectively								
Extremely helpful	61	20.3	86	27.7	76	31.4	66	24.0
Helpful	204	67.8	191	61.4	141	58.3	179	65.1
Not very helpful	24	8.0	29	9.3	20	8.3	21	7.6
Not helpful at all	12	4.0	5	1.6	5	2.1	9	3.3
Total providing ratings	301	100.0	311	100.0	242	100.0	275	100.0
Mean ^a		3.0		3.1		3.2		3.1
Standard deviation		.66		.64		.67		.66
Ability to communicate in writing effectively								
Extremely helpful	71	23.7	90	28.9	72	29.9	77	28.0
Helpful	191	63.7	184	59.2	146	60.6	167	60.7
Not very helpful	26	8.7	31	10.0	20	8.3	23	8.4
Not helpful at all	12	4.0	6	1.9	3	1.2	8	2.9
Total providing ratings	300	100.0	311	100.0	241	100.0	275	100.0
Mean ^a		3.1		3.1		3.2		3.1
Standard deviation		.69		.65		.63		.68
Ability to understand scientific concepts								
Extremely helpful	67	22.8	74	24.0	48	20.3	68	24.8
Helpful	141	48.0	168	54.5	144	61.0	174	63.5
Not very helpful	56	19.0	53	17.2	30	12.7	23	8.4
Not helpful at all	30	10.2	13	4.2	14	5.9	9	3.3
Total providing ratings	294	100.0	308	100.0	236	100.0	274	100.0
Mean ^a		2.8		2.9		3.0		3.1
Standard deviation		.89		.76		.75		.68
Ability to explain and apply scientific method ^b								
Extremely helpful			77	24.9	47	19.7	59	21.6
Helpful			157	50.8	136	57.1	167	61.2
Not very helpful			60	19.4	38	16.0	37	13.6
Not helpful at all			15	4.9	17	7.1	10	3.7
Total providing ratings			309	100.0	238	100.0	273	100.0
Mean ^a				3.0		2.9		3.0
Standard deviation				.80		.80		.71
Ability to appreciate other points of view								
Extremely helpful	80	26.7	114	36.7	86	35.8	90	32.7
Helpful	179	59.7	167	53.7	132	55.0	156	56.7
Not very helpful	32	10.7	26	8.4	20	8.3	24	8.7
Not helpful at all	9	3.0	4	1.3	2	.8	5	1.8
Total providing ratings	300	100.0	311	100.0	240	100.0	275	100.0
Mean ^a		3.1		3.3		3.3		3.2
Standard deviation		.70		.66		.64		.67

^a For Table 7, answers were rated on a four-point scale as follows: "Extremely helpful" (4), "Helpful" (3), "Not very helpful" (2), and "Not at all helpful" (1).

^b 1999 instrument did not include a comparable question.

Table 7: Cont'd

	1999 Graduates		2000 Graduates		2001 Graduates		2002 Graduates	
	N	%	N	%	N	%	N	%
Ability to appreciate diversity and other cultures								
Extremely helpful	69	23.4	106	34.3	88	37.1	99	36.0
Helpful	147	49.8	154	49.8	106	44.7	130	47.3
Not very helpful	61	20.7	39	12.3	38	16.0	40	14.5
Not helpful at all	18	6.1	10	3.2	5	2.1	6	2.2
Total providing ratings	295	100.0	309	100.0	237	100.0	275	100.0
Mean ^a		2.9		3.1		3.2		3.2
Standard deviation		.82		.76		.77		.75
Ability to identify, develop, and solve quantitative problems								
Extremely helpful	61	20.9	58	19.0	52	21.8	69	25.4
Helpful	153	52.4	202	66.0	134	56.3	168	61.8
Not very helpful	44	15.1	37	12.1	39	16.4	31	11.4
Not helpful at all	34	11.6	9	2.9	13	5.5	4	1.5
Total providing ratings	292	100.0	306	100.0	238	100.0	272	100.0
Mean ^a		2.8		3.0		2.9		3.1
Standard deviation		.89		.65		.77		.65
Ability to use computers and technology								
Extremely helpful	74	24.9	76	24.5	66	27.4	69	24.7
Helpful	137	46.1	149	48.1	120	49.8	144	51.6
Not very helpful	59	19.9	67	21.6	40	16.6	49	17.6
Not helpful at all	27	9.1	18	5.8	15	6.2	17	6.1
Total providing ratings	297	100.0	310	100.0	241	100.0	279	100.0
Mean ^a		2.9		2.9		3.0		3.0
Standard deviation		.89		.83		.83		.82

^a For Table 7, answers were rated on a four-point scale as follows: "Extremely helpful" (4), "Helpful" (3), "Not very helpful" (2), and "Not at all helpful" (1).

- Students found their Harper education "helpful" or "extremely helpful" in all categories, well over 80% except for "Ability to use computers and technology" where it was 76.3%.
- More 2002 graduates (88.3%) responded Harper education was "helpful" or "extremely helpful" in "Ability to understand scientific concepts" than 2001 graduates (81.3%).
- Significantly more 2002 graduates (87.2%) responded Harper education was "helpful" or "extremely helpful" in "Ability to identify, develop, and solve quantitative problems" than the 2001 graduates (78.1%).

Table 8: Please rate the instruction at Harper College:

	1999 Graduates		2000 Graduates		2001 Graduates		2002 Graduates	
	N	%	N	%	N	%	N	%
Class size								
Excellent	122	39.6	117	37.3	102	41.8	112	39.4
Good	129	41.9	141	44.9	106	43.4	140	49.3
Average	51	16.6	51	16.2	29	11.9	29	10.2
Poor	6	1.9	5	1.6	7	2.9	3	1.1
Total providing ratings	308	100.0	314	100.0	244	100.0	284	100.0
Mean ^a		3.2		3.2		3.2		3.3
Standard deviation		.78		.75		.77		.68
Not applicable	3	1.0	1	.3	1	.4		
Total Respondents	311		315		245		284	
Quality of instruction								
Excellent	124	39.9	124	39.2	98	40.3	115	40.6
Good	135	43.4	149	47.2	115	47.3	125	44.2
Average	43	13.8	38	12.0	26	10.7	38	13.4
Poor	9	2.9	5	1.6	4	1.6	5	1.8
Total providing ratings	311	100.0	316	100.0	243	100.0	283	100.0
Mean ^a		3.2		3.2		3.3		3.2
Standard deviation		.78		.72		.71		.75
Not applicable					1	.4		
Total Respondents	311		316		244		283	
Course content								
Excellent	94	30.3	107	33.9	89	36.3	97	34.4
Good	155	50.0	172	54.4	124	50.6	145	51.4
Average	54	17.4	33	10.4	27	11.0	39	13.8
Poor	7	2.3	4	1.3	3	1.2	1	.4
Total providing ratings	310	100.0	316	100.0	243	100.0	282	100.0
Mean ^a		3.1		3.2		3.2		3.2
Standard deviation		.75		.67		.69		.68
Not applicable					1	.4		
Total Respondents	310		316		244		282	
Fairness of grading								
Excellent	106	34.1	100	31.6	91	37.1	91	32.0
Good	156	50.2	157	49.7	118	48.2	145	51.1
Average	44	14.1	53	16.8	28	11.4	45	15.8
Poor	5	1.6	6	1.9	4	1.6	3	1.1
Total providing ratings	311	100.0	316	100.0	241	100.0	284	100.0
Mean ^a		3.2		3.1		3.2		3.1
Standard deviation		.72		.74		.71		.71
Not applicable					2	.8		
Total Respondents	311		316		243		284	
Faculty teaching ability								
Excellent	129	41.6	133	42.2	103	42.6	105	37.0
Good	123	39.7	129	41.0	101	41.7	134	47.2
Average	47	15.2	43	13.7	33	13.6	36	12.7
Poor	11	3.5	10	3.2	5	2.1	9	3.2
Total providing ratings	310	100.0	315	100.0	242	100.0	284	100.0
Mean ^a		3.2		3.2		3.2		3.2
Standard deviation		.82		.80		.76		.77
Not applicable					1	.4		
Total Respondents	310		315		243		284	

^a For Table 8 answers were rated on a four-point scale as follows: "Excellent" (4), "Good" (3), "Average" (2), and "Poor" (1)

Table 8: Cont'd

	1999 Graduates		2000 Graduates		2001 Graduates		2002 Graduates	
	N	%	N	%	N	%	N	%
Faculty concern for students								
Excellent	109	35.2	123	39.5	100	41.3	86	30.3
Good	122	39.4	117	37.6	89	36.8	134	47.2
Average	65	21.0	57	18.3	45	18.6	52	18.3
Poor	14	4.5	14	4.5	8	3.3	12	4.2
Total providing ratings	310	100.0	311	100.0	241	100.0	284	100.0
Mean ^a		3.1		3.1		3.2		3.0
Standard deviation		.86		.83		.84		.81
Not applicable	1	.3	5	1.6	2	.8		
Total Respondents	311		316		243		284	
Faculty availability								
Excellent	106	34.5	112	35.9	103	42.9	91	32.4
Good	110	35.8	134	42.9	93	38.8	134	47.7
Average	77	25.1	53	17.0	43	17.9	48	17.1
Poor	14	4.6	13	4.1	1	.4	8	2.8
Total providing ratings	307	100.0	312	100.0	240	100.0	281	100.0
Mean ^a		3.0		3.1		3.2		3.1
Standard deviation		.88		.83		.75		.78
Not applicable	4	1.3	3	.9	4	1.6		
Total Respondents	311		315		244		281	

^a For Table 8 answers were rated on a four-point scale as follows: "Excellent" (4), "Good" (3), "Average" (2), and "Poor" (1).

- Graduates rated Harper College as "good" with an overall mean of 3.2 on a 4 point scale.
- Graduates' perceptions of quality of instruction are consistently good to excellent.
- Class size received the highest good or excellent rating (88.7%).
- No significant differences were noted between the 2002 and 2001 graduates providing ratings.

Table 9: How would you rate the following programs and services at Harper College in terms of how they met your needs as a student?

	1999 Graduates		2000 Graduates		2001 Graduates		2002 Graduates	
	N	%	N	%	N	%	N	%
Advising about courses to take for transfer								
Excellent	56	24.7	69	30.4	54	29.5	64	31.8
Good	103	45.4	79	34.8	69	37.7	65	32.3
Average	55	24.2	49	21.6	36	19.7	45	22.4
Poor	13	5.7	30	13.2	24	13.1	27	13.4
Total providing ratings	227	100.0	227	100.0	183	100.0	201	100.0
Mean		2.9		2.9		2.8		2.8
Standard deviation		.84		1.01		1.00		1.03
Didn't know it existed ^a			8	2.5	6	2.4	7	2.5
Knew about it but didn't use it			77	24.3	52	21.3	70	25.2
Not applicable	80	26.1						
Total Respondents	307		312		241		278	

^a For Table 9 answers were rated on a four-point scale as follows: "Excellent" (4), "Good" (3), "Average" (2), and "Poor" (1). The 2000 and 2001 surveys replaced the "Not applicable" response with the "Didn't know it existed" and "Knew about it but didn't use it" responses.

Table 9: Cont'd

	1999 Graduates		2000 Graduates		2001 Graduates		2002 Graduates	
	N	%	N	%	N	%	N	%
Assistance with deciding your major or career goal								
Excellent	78	27.3	54	25.2	38	22.6	47	23.6
Good	117	40.9	74	34.6	66	39.3	65	32.7
Average	72	25.2	57	26.6	44	26.2	61	30.7
Poor	19	6.6	29	13.6	20	11.9	26	13.1
Total providing ratings	286	100.0	214	100.0	168	100.0	199	100.0
Mean		3.0		2.7		2.7		2.7
Standard deviation		.82		.99		.95		.98
Didn't know it existed ^a			6	1.9	11	4.6	6	2.2
Knew about it but didn't use it			93	29.3	62	25.7	72	26.0
Not applicable	23	7.4						
Total Respondents	309		313		241		277	
Assistance with job placement								
Excellent	42	19.2	19	19.2	14	17.1	15	13.0
Good	94	42.9	25	25.3	28	34.1	29	25.2
Average	68	31.1	34	34.3	19	23.2	40	34.8
Poor	15	6.8	21	21.2	21	25.6	31	27.0
Total providing ratings	219	100.0	99	100.0	82	100.0	115	100.0
Mean		2.7		2.4		2.4		2.2
Standard deviation		.84		1.03		1.05		1.00
Didn't know it existed ^a			39	12.3	36	15.1	44	16.0
Knew about it but didn't use it			170	53.6	121	50.6	116	42.2
Not applicable	87	28.4						
Total Respondents	306		308		239		275	
Access for the disabled on campus								
Excellent	25	25.8	31	29.5	26	31.0	35	32.1
Good	51	52.6	44	41.9	36	42.9	52	47.7
Average	18	18.6	25	23.8	19	22.6	20	18.3
Poor	3	3.1	5	4.8	3	3.6	2	1.8
Total providing ratings	97	100.0	105	100.0	84	100.0	109	100.0
Mean		3.0		3.0		3.0		3.1
Standard deviation		.757		.854		.829		.757
Didn't know it existed ^a			10	3.2	7	3.0	7	2.5
Knew about it but didn't use it			194	61.2	143	61.1	157	55.3
Not applicable	204	67.8						
Total Respondents	301		309		234		273	
Location of the Student Center								
Excellent	48	17.9	53	22.6	39	21.1	46	22.4
Good	110	41.0	99	42.3	95	51.4	109	53.2
Average	84	31.3	66	28.2	40	21.6	42	20.5
Poor	26	9.7	16	6.8	11	5.9	8	3.9
Total providing ratings	268	100.0	234	100.0	185	100.0	205	100.0
Mean		2.7		2.8		2.9		2.9
Standard deviation		.88		.86		.81		.78
Didn't know it existed ^a			15	4.7	11	4.6	12	4.4
Knew about it but didn't use it			61	19.2	45	18.7	56	20.5
Not applicable	36	11.8						
Total Respondents	304		310		241		273	

^a For Table 9 answers were rated on a four-point scale as follows: "Excellent" (4), "Good" (3), "Average" (2), and "Poor" (1). The 2000 and 2001 surveys replaced the "Not applicable" response with the "Didn't know it existed" and "Knew about it but didn't use it" responses.

Table 9: Cont'd

	1999 Graduates		2000 Graduates		2001 Graduates		2002 Graduates	
	N	%	N	%	N	%	N	%
Usefulness of the student handbook/date book								
Excellent	38	17.0	86	35.0	52	30.2	48	23.9
Good	92	41.3	109	44.3	82	47.7	100	49.8
Average	84	37.7	45	18.3	33	19.2	44	21.9
Poor	9	4.0	6	2.4	5	2.9	9	4.5
Total providing ratings	223	100.0	246	100.0	172	100.0	201	100.0
Mean		2.7		3.1		3.0		2.9
Standard deviation		.79		.79		.78		.80
Didn't know it existed ^a			16	5.0	25	10.3	23	8.3
Knew about it but didn't use it			52	16.4	46	18.9	52	18.8
Not applicable	85	27.6						
Total Respondents	308		314		243		276	
Availability of computers for out-of-class use								
Excellent	80	29.0	78	32.9	62	33.9	77	35.5
Good	110	39.9	95	40.1	77	42.1	84	38.7
Average	76	27.5	50	21.1	33	18.0	41	18.9
Poor	10	3.6	14	5.9	11	6.0	15	6.9
Total providing ratings	276	100.0	237	100.0	183	100.0	217	100.0
Mean		2.9		3.0		3.0		3.0
Standard deviation		.84		.88		.87		.91
Didn't know it existed ^a			18	5.7	12	5.0	8	2.9
Knew about it but didn't use it			58	18.3	45	18.7	51	18.5
Not applicable	30	9.8						
Total Respondents	306		313		240		276	
Admissions ^b								
Excellent			76	24.5	68	29.2	65	24.1
Good			159	51.3	121	51.9	128	47.4
Average			67	21.6	38	16.3	67	24.8
Poor			8	2.6	6	2.6	10	3.7
Total providing ratings			310	100.0	225	100.0	270	100.0
Mean				3.0		3.1		2.9
Standard deviation				.75		.74		.80
Didn't know it existed ^a					3	1.3	2	.7
Knew about it but didn't use it			3	.9	5	2.1	6	2.2
Not applicable								
Total Respondents			313		233		278	
Registration procedures								
Excellent	93	30.2	89	28.5	74	30.8	79	28.6
Good	148	48.1	149	47.8	109	45.4	128	46.4
Average	52	16.9	63	20.2	48	20.0	51	18.5
Poor	15	4.9	11	3.5	9	3.8	18	6.5
Total providing ratings	308	100.0	312	100.0	240	100.0	276	100.0
Mean		3.0		3.0		3.0		3.0
Standard deviation		.82		.79		.81		.86
Didn't know it existed ^a							1	.4
Knew about it but didn't use it			2	.6	2	.8	1	.4
Not applicable	1	.3						
Total Respondents	309		314		242		278	

^a For Table 9 answers were rated on a four-point scale as follows: "Excellent" (4), "Good" (3), "Average" (2), and "Poor" (1). The 2000 and 2001 surveys replaced the "Not applicable" response with the "Didn't know it existed" and "Knew about it but didn't use it" responses.

^b No comparable question existed on 1999 instrument.

- Graduates overall were pleased with Harper programs and services, most programs and services were rated good or excellent by 70 to 80 percent of the 2002 graduates rating them.
- Fewer than 60% of the 2002 graduates rating “assistance with deciding your major career goal” or “assistance with job placement” rated them good or excellent.
- The responses of Harper graduates showed an increasingly favorable trend with regard to the location of the Student Center.
- Admissions showed a significantly drop in the percent of 2002 graduates rating the services good or excellent (72%) from the prior year (81%).

Table 10: How would you rate the convenience of the courses taken in terms of their location?

	1999 Graduates		2000 Graduates		2001 Graduates		2002 Graduates	
	N	%	N	%	N	%	N	%
Harper main campus (Palatine)								
Very convenient	214	69.9	211	67.2	159	67.7	181	63.7
Convenient	82	26.8	96	30.6	67	28.5	94	33.1
Not convenient	10	3.3	7	2.2	9	3.8	6	2.1
Total providing ratings	306	100.0	317	100.0	235	100.0	281	100.0
Mean ^a		2.7		2.6		2.6		2.6
Standard deviation		.54		.52		.56		.53
Not applicable ^b					2	.8	3	1.1
Total Responses	306		317		237		284	
Northeast center (Wheeling)								
Very convenient	41	24.8	37	19.2	18	36.0	18	26.1
Convenient	41	24.8	69	35.8	20	40.0	32	46.4
Not convenient	83	50.3	87	45.1	12	24.0	19	27.5
Total providing ratings	165	100.0	193	100.0	50	100.0	69	100.0
Mean ^a		1.7		1.7		2.1		2.0
Standard deviation		.83		.76		.77		.77
Not applicable ^b					168	77.1	177	72.0
Total Responses	165		193		218		246	
Web or Internet based (from home or office)								
Very convenient	38	27.1	82	44.6	41	58.6	52	55.3
Convenient	54	38.6	65	35.3	25	35.7	37	39.4
Not convenient	48	34.3	37	20.1	4	5.7	5	5.3
Total providing ratings	140	100.0	184	100.0	70	100.0	94	100.0
Mean ^a		1.9		2.2		2.5		2.5
Standard deviation		.78		.77		.61		.62
Not applicable ^b					147	67.7	155	62.2
Total Responses	140		184		217		249	
Other								
Very convenient	7	13.7	14	38.9	14	73.7	10	52.6
Convenient	5	9.8	6	16.7	5	26.3	8	42.1
Not convenient	39	76.5	16	44.4			1	5.3
Total providing ratings	51	100.0	36	100.0	19	100.0	19	100.0
Mean ^a		1.4		2.0		2.7		2.6
Standard deviation		.72		.92		.45		.69
Not applicable ^b					100	84.0	111	85.4
Total Responses	51		36		119		130	

^a For Table 10 answers were rated on a three-point scale as follows: “Very convenient” (3), “Convenient” (2), and “Not Convenient” (1). The 2001 survey also included an option to respond “Not applicable.”

^b New response option on 2001 and 2002 instrument

- Generally students find location of courses taken convenient or very convenient.
- The Wheeling location received convenient or very convenient ratings from 72.55% of the 2002 graduates, considerably lower than the 90% or more given to the mail Palatine location or other locations.

Section B: Impressions of Enrolled Graduates

Section B was completed by graduates enrolled in college at the time of the survey.

Table 11: Which of the following best describes your current educational status?

	1999 Graduates		2000 Graduates		2001 Graduates		2002 Graduates	
	N	%	N	%	N	%	N	%
Full-time student	96	55.5	88	61.5	81	68.1	92	60.5
Part-time student	77	44.5	55	38.5	38	31.9	60	39.5
TOTAL	173	100.0	144	100.0	119	100.0	152	100.0

- Over 60% of Harper graduates that are subsequently enrolled in college are pursuing full-time studies.

Table 12: How would you describe your current major?

	1999 Graduates		2000 Graduates		2001 Graduates		2002 Graduates	
	N	%	N	%	N	%	N	%
Same as my Harper major	67	39.6	51	35.9	40	34.2	43	28.7
Related to my Harper major	62	36.7	65	45.8	46	39.3	64	42.7
Entirely new area	40	23.7	26	18.3	31	26.5	43	28.7
TOTAL	169	100.0	142	100.0	117	100.0	150	100.0

- Over 70% of Harper graduates pursue a major that is the same as or similar to their Harper major.

Table 13: How would you rate your Harper education in terms of how well it prepared you for continuing your education?

	2000 Graduates		2001 Graduates		2002 Graduates	
	N	%	N	%	N	%
Excellent	64	44.8	57	47.9	68	45.3
Good	67	46.9	47	39.5	67	44.7
Average	11	7.7	15	12.6	9	6.0
Poor	1	.7			6	4.0
TOTAL	143	100.0	119	100.0	150	100.0
Mean ^a		3.4		3.3		3.3
Standard deviation		.65		.70		.76

^a Answers for Table 13 were rated on a four-point scale as follows: "Excellent" (4), "Good" (3), "Average" (2), and "Poor" (1).

- 90% of the 2002 graduates felt well prepared.

Table 14: Did all of your Harper College credits transfer to your current institution?

	1999 Graduates		2000 Graduates		2001 Graduates		2002 Graduates	
	N	%	N	%	N	%	N	%
Yes	99	62.3	81	59.1	70	60.9	93	65.0
No	60	37.7	56	40.9	45	39.1	50	35.0
TOTAL	159	100.0	137	100.0	115	100.0	143	100.0

- In 2002, 65% of responding graduates report that all their credits transferred to their current institution. 35% reported some credits did not transfer; it may be important to bear in mind, however, that some of these classes may have been ESL or developmental courses, and that these classes do not transfer as college credits.

Table 15: What was the main reason for Harper College credits failing to transfer?

	1999 Graduates		2000 Graduates		2001 Graduates		2002 Graduates	
	N	%	N	%	N	%	N	%
Some credits would transfer as elective only	30	51.7	36	64.3	24	55.8	25	47.2
Entirely new field of study at transfer institution	7	12.1	3	5.4	2	4.7	2	3.8
Grades were not high enough to earn transfer credit	4	6.9			1	2.3	2	3.8
Other	17	29.3	17	30.4	16	37.2	24	45.3
TOTAL	58	100.0	56	100.0	43	100.0	53	100.0

- Less than 50% of 2002 responding graduates reported that they had credits that would only transfer as electives.
- Of the 24 respondents that chose the “Other” category, 7 said that “classes were not at college level”, 6 said that “they did not take transferable classes” and 3 said that “they had too many credits”.

Table 16: Have you taken additional courses at Harper College since receiving your degree or certificate?

	1999 Graduates		2000 Graduates		2001 Graduates		2002 Graduates	
	N	%	N	%	N	%	N	%
Yes	59	32.8	48	33.6	38	31.9	50	32.7
No	121	67.2	95	66.4	81	68.1	103	67.3
TOTAL	180	100.0	143	100.0	119	100.0	153	100.0

- Nearly a third of responding graduates have taken additional classes at Harper since graduating.

Table 17: What type of courses have you taken?

	1999 Graduates		2000 Graduates		2001 Graduates		2002 Graduates	
	N	%	N	%	N	%	N	%
Credit courses	54	94.7	55	17.3	38	31.9	49	17.3
Continuing education courses	3	5.3			3	2.5	9	3.2
TOTAL	57	100.0						

- Graduates are more likely to take credit classes than continuing education classes.

Table 18: Which institution do you currently attend? ^a

	1999 Graduates		2000 Graduates		2001 Graduates		2002 ^b Graduates	
	N	%	N	%	N	%	N	%
Columbia College (Chicago)	1	.7	7	5.1	7	6.1	3	2.0
DePaul University	3	2.0	7	5.1	4	3.5	7	4.8
Elmhurst College	2	1.4	7	5.1	4	3.5	2	1.4
Illinois State University	9	6.1	8	5.9	9	7.9	12	8.2
Northeastern Illinois University	5	3.4	7	5.1	6	5.3	12	8.2
Northern Illinois University	28	18.9	15	11.1	12	10.5	16	10.9
Roosevelt University	23	15.5	20	14.8	22	19.3	25	17.0
Univ. of IL (Champaign, Urbana)							2	1.4
University of Illinois (Chicago)							8	5.4
Harper Community College							16	10.9
Other	77	52.0	64	47.4	50	43.8	44	29.9
TOTAL	148	100.0	135	100.0	114	100.0	147	100.0

^a Prior to 2001, the survey instrument asked this question in an open-response format. Based on 1999-2000 results the question was refined to offer either a fixed or an open response.

^b 2002 survey instrument added the following institutions: University of Illinois (Champaign, Urbana), University of Illinois (Chicago), and Harper Community College.

- The three most popular schools that the 2002 respondents listed were Roosevelt University (17%), Harper Community College (10.9%), and Northern Illinois University (10.9%).
- The “Other” category included frequent mention of Western Illinois University (5) and Loyola (4).

Section C: Impressions of Employed Graduates

Section C was completed by graduates employed on a full-time or part-time basis at the time of the survey.

Table 19: How would you describe your current employment status?

	1999 Graduates		2000 Graduates		2001 Graduates		2002 Graduates	
	N	%	N	%	N	%	N	%
Full-time	155	66.2	169	69.3	122	63.9	162	68.1
Part-time	79	33.8	75	30.7	69	36.1	76	31.9
TOTAL	234	100.0	244	100.0	191	100.0	238	100.0

- 68% of employed 2002 Harper graduates work full-time.

Table 20: When did you obtain your current job?

	1999 Graduates		2000 Graduates		2001 Graduates		2002 Graduates	
	N	%	N	%	N	%	N	%
Before attending Harper	69	29.6	69	28.8	43	22.8	66	28.2
While attending Harper	73	31.3	75	31.3	48	25.4	65	27.8
After graduating Harper	91	39.1	96	40.0	98	51.9	103	44.0
TOTAL	233	100.0	240	100.0	189	100.0	234	100.0

- Consistent with prior years, the largest proportion of 2002 Harper graduates obtained their present job after graduation. This might be attributable to the additional skills needed to compete in the labor market.

Table 21: How would you describe your job in terms of your major at Harper?

	1999 Graduates		2000 Graduates		2001 Graduates		2002 Graduates	
	N	%	N	%	N	%	N	%
Directly related to my Harper major	94	40.7	96	39.8	76	40.4	85	35.9
Somewhat related to my Harper major	62	26.8	70	29.0	52	27.7	60	25.3
Not at all related to my Harper major	75	32.5	75	31.1	60	31.9	92	38.8
TOTAL	231	100.0	241	100.0	188	100.0	237	100.0

- Graduates tend to work in jobs either directly or somewhat related to their Harper major.

Table 22: How would you rate your Harper education in terms of how well it prepared you for performing your current job?

	2000 Graduates		2001 Graduates		2002 Graduates	
	N	%	N	%	N	%
Excellent	59	25.4	51	27.1	66	29.5
Good	103	44.4	75	39.9	94	42.0
Average	56	24.1	54	28.7	52	23.2
Poor	14	6.0	8	4.3	12	5.4
TOTAL	232	100.0	188	100.0	224	100.0
Mean ^a		2.9		2.9		3.0
Standard deviation		.85		.85		.86

^a Answers for Table 22 were rated on a four-point scale as follows: "Excellent" (4), "Good" (3), "Average" (2), and "Poor" (1).

- Slightly over 70% of 2002 Harper graduates rated their Harper education as "good" or "excellent" with regard to how well it prepared them for their current job.

Table 23: How did your Harper College education help you?

	1999 Graduates		2000 Graduates		2001 Graduates		2002 Graduates	
	N	%	N	%	N	%	N	%
	(157)		(317)		(191)		(284)	
Obtain present job ^a			97	30.6	66	34.5	83	29.2
Increase in salary	70	44.6	61	19.2	45	23.6	62	21.8
Promotion	37	23.6	24	7.6	24	12.6	26	9.2
Better position with new employer	49	31.2	44	13.9	33	17.3	42	14.8
Other	79	50.3	61	19.2	55	28.8	75	26.4

^a Answer not on 1999 instrument.

- 29% of employed 2002 graduates attribute their present job to their Harper education.
- 22% of employed 2002 graduates attribute an increase in salary to their Harper education.
- The "Other" category included answers such as "It did not help" (15), "Career Change" and "personal accomplishment".

Table 24: How satisfied are you with your present job?

	1999 Graduates		2000 Graduates		2001 Graduates		2002 Graduates	
	N	%	N	%	N	%	N	%
Very satisfied	98	42.6	100	41.7	79	42.0	92	39.1
Somewhat satisfied	67	29.1	83	34.6	66	35.1	78	33.2
Neutral	40	17.4	35	14.6	30	16.0	38	16.2
Somewhat dissatisfied	17	7.4	12	5.0	11	5.9	19	8.1
Very dissatisfied	8	3.5	10	4.2	2	1.1	8	3.4
TOTAL	230	100.0	240	100.0	188	100.0	235	100.0
Mean ^a		4.0		4.0		4.1		4.0
Standard deviation		1.10		.95		1.07		1.09

^a Answers for Table 24 were rated on a five-point scale as follows: "Very satisfied" (5), "Somewhat satisfied" (4), "Neutral" (3), "Somewhat dissatisfied" (2), and "Very dissatisfied" (1).

- Job satisfaction levels have remained stable among graduate cohorts for the past four years.

Table 25: Mark the range that best describes your annual gross income:

	1999 Graduates		2000 Graduates		2001 Graduates		2002 Graduates	
	N	%	N	%	N	%	N	%
Less than \$14,999	42	18.8	43	18.6	43	23.4	53	22.9
\$15,000 to \$24,000	46	20.5	47	20.3	36	19.6	44	19.0
\$25,000 to \$34,999	53	23.7	54	23.4	41	22.3	39	16.9
\$35,000 or more	83	37.1	87	37.7	64	34.8	n/a	n/a
\$35,000 to \$44,999 ^a							50	21.6
\$45,000 to \$54,999 ^a							24	10.4
\$55,000 or more ^a							21	9.1
TOTAL	222	100.0	231	100.0	184	100.0	231	100.0

^a New in 2002 survey instrument.

- In 2002, the percentage of graduates making less than \$15,000 decreased slightly. Additional salary brackets were included in 2002. In 2002, 41.1% reported making more than \$35,000, which appears to be an increase over prior years.

Section D: Overall Graduate Preferences

Table 26: Graduate Preferences

	1999 Graduates		2000 Graduates		2001 Graduates		2002 Graduates	
	N	%	N	%	N	%	N	%
Would you recommend Harper College to your friends and family?								
Definitely would	233	75.4	219	70.4	175	75.8	198	74.4
Probably would	61	19.7	78	25.1	45	19.5	61	22.9
Uncertain	9	2.9	7	2.3	6	2.6	4	1.5
Probably would not	4	1.3	4	1.3	4	1.7	1	.4
Definitely would not	2	.6	3	1.0	1	.4	2	.8
TOTAL	309	100.0	311	100.0	231	100.0	266	100.0
Mean ^a		4.6		4.6		4.7		4.7
Standard deviation		.66		.69		.65		.60
Would you return to Harper College for educational or personal enrichment courses in the near future?								
Definitely would	168	54.5	158	51.0	122	53.5	148	55.8
Probably would	75	24.4	81	26.1	64	28.1	64	24.2
Uncertain	37	12.0	43	13.9	22	9.6	37	14.0
Probably would not	21	6.8	22	7.1	15	6.6	14	5.3
Definitely would not	4	2.3	6	1.9	5	2.2	2	.8
TOTAL	308	100.0	310	100.0	228	100.0	265	100.0
Mean ^a		4.2		4.2		4.2		4.3
Standard deviation		1.05		1.04		1.02		.95

^a Answers for Table 26 were rated on a five-point scale as follows: "Definitely would" (5), "Probably would" (4), "Uncertain" (3), "Probably would not" (2), and "Definitely would not" (1).

- In 2002, over 97% of Harper graduates said they would recommend Harper College to friends or family.
- In 2002, 80% of Harper graduates said they would likely return to Harper College for further education.
- The responses for both categories have been consistent over the last four years.
- No significant differences were found in graduate preferences between 2002 and 2001.

- This Page Left Blank Intentionally -

Segmentation of 2002 Harper Graduates

The results of the 2002 survey were analyzed for significance by paired demographic categories defined as follows:

1. Young Adult (Students aged 19-24)
Adult (Students older than 24)
2. White Non-Hispanic
Minority (including all other groups)
3. Male
Female

Statistically significant differences for each category are presented below by question (where there are differences).

Section A: 2002 Graduate Impressions (Significant Differences)

Table 27: What was your primary objective when you attended Harper College?

2002 Graduates	Young Adult		Adult		All	
	N	%	N	%	N	%
Transfer to a four year institution	103	76.9	37	24.7	140	49.3
Prepare to enter the work force	20	14.9	26	17.3	46	16.2
Improve skills for current job	2	1.5	15	10.0	17	6.0
Prepare to change careers	3	2.2	46	30.7	49	17.3
Personal enrichment	1	.7	18	12.0	19	6.7
Other	5	3.7	8	5.3	13	4.6
Total	134	100.0	150	100.0	284	100.0

- Unsurprisingly, young adult graduates were far more likely to have “transfer to a four-year institution” as a primary goal than adult graduates, while the latter group continued to pursue education for a wide range of reasons.

Table 28: To what extent were you successful in achieving your educational objective?

2002 Graduates	Young Adult		Adult		Total	
	N	%	N	%	N	%
Very successful ^a	88	65.7	81	54.4	169	59.7
Successful	39	29.1	44	29.5	83	29.3
Somewhat successful	6	4.5	21	14.1	27	9.5
Not at all successful	1	.7	3	2.0	4	1.4
TOTAL	134	100.0	149	100.0	283	100.0

^a Answers for Table 28 were rated on a four-point scale as follows: “Very successful” (4), “Successful” (3), “Somewhat successful” (2), and “Not at all successful” (1).

- Young adult graduates perceived themselves to be more successful in obtaining their educational objectives than the adult graduates.

Table 29: Do you plan to continue your education in the future?

2002 Graduates	Young Adult		Adult		Total	
	N	%	N	%	N	%
Yes	125	93.3	123	83.1	248	87.9
No	9	6.7	25	16.9	34	12.1
TOTAL	134	100.0	148	100.0	282	100.0

- Young adult graduates were more likely to continue their education than adult graduates.

Table 30: What is the highest degree you plan to earn? ^a

2002 Graduates	Young Adult		Adult		Total	
	N	%	N	%	N	%
Bachelor's Degree	37	30.3	52	41.9	89	36.2
Master's Degree	72	59.0	52	41.9	124	50.4
Doctorate Degree	10	8.2	5	4.0	15	6.1
Professional Degree	3	2.5	15	12.1	18	7.3
TOTAL	122	100.0	124	100.0	246	100.0

^a Of respondents seeking to continue their education

- Young adult graduates were more likely to pursue Master's Degrees while adults were evenly split between Bachelor's Degrees and Master's Degrees. Adults also expressed a higher interest in professional degrees than did young adults. This may reflect different perceptions about education goals between the two groups.

Table 31: What is the highest degree you plan to earn? ^a

2002 Graduates	White		Minority		Total	
	N	%	N	%	N	%
Bachelor's Degree	75	39.7	14	24.6	89	36.2
Master's Degree	94	49.7	30	52.6	124	50.4
Doctorate Degree	10	5.3	5	8.8	15	6.1
Professional Degree	10	5.3	8	14.0	18	7.3
TOTAL	189	100.0	57	100.0	246	100.0

^a Of respondents seeking to continue their education

- Minority graduates are less likely to pursue a Bachelor's or Master's Degree than white graduates.

Table 32: Please rate how your education at Harper College helped you in each of the following areas: ^a

2002 Graduates	Male		Female		Total	
	N	%	N	%	N	%
Ability to understand scientific concepts						
Extremely helpful	12	16.9	56	27.6	68	24.8
Helpful	48	67.6	126	62.1	174	63.5
Not very helpful	5	7.0	18	8.9	23	8.4
Not helpful at all	6	8.5	3	1.5	9	3.3
TOTAL	71	100.0	203	100.0	274	100.0
Ability to explain and apply the scientific method						
Extremely helpful	10	14.3	49	24.1	59	21.6
Helpful	41	58.6	126	62.1	167	61.2
Not very helpful	13	18.6	24	11.8	37	13.6
Not helpful at all	6	8.6	4	2.0	10	3.7
TOTAL	70	100.0	203	100.0	273	100.0

^a For Table 32 answers were rated on a four-point scale as follows: “Extremely helpful” (4), “Helpful” (3), “Not very helpful” (2), and “Not at all helpful” (1).

- In the noted categories, female graduates consistently believed that Harper College was more helpful than their male counterparts.

Table 33: Please rate how your education at Harper College helped you in each of the following areas: ^a

2002 Graduates	Young Adult		Adult		Total	
	N	%	N	%	N	%
Ability to appreciate diversity and other cultures						
Extremely helpful	0	0.0	6	4.2	6	2.2
Helpful	21	15.9	19	13.3	40	14.5
Not very helpful	56	42.4	74	51.7	130	47.3
Not helpful at all	55	41.7	44	30.8	99	36.0
TOTAL	132	100.0	143	100.0	275	100.0

^a For Table 33 answers were rated on a four-point scale as follows: “Extremely helpful” (4), “Helpful” (3), “Not very helpful” (2), and “Not at all helpful” (1).

- Adults were significantly more likely than young adults to report that their education at Harper was extremely helpful for appreciating diversity and other cultures.

Table 34: Please rate the instruction at Harper College: ^a

2002 Graduates	Male		Female		Total	
	N	%	N	%	N	%
Course content						
Excellent	17	23.6	80	38.1	97	34.4
Good	37	51.4	108	51.4	145	51.4
Average	17	23.6	22	10.5	39	13.8
Poor	1	1.4	0	0.0	1	0.4
TOTAL	72	100.0	210	100.0	282	100.0
Faculty teaching ability						
Excellent	26	35.6	79	37.4	105	37.0
Good	33	45.2	101	47.9	134	47.2
Average	8	11.0	28	13.3	36	12.7
Poor	6	8.2	3	1.4	9	3.2
TOTAL	73	100.0	211	100.0	284	100.0

^a For Table 34 answers were rated on a four-point scale as follows: "Excellent" (4), "Good" (3), "Average" (2), and "Poor" (1).

- Female graduates rated the course content more favorably than their male counterparts.
- Male graduates were more likely than female graduates to rate faculty teaching ability as poor.

Table 35: Please rate the instruction at Harper College: ^a

2002 Graduates	White		Minority		Total	
	N	%	N	%	N	%
Class size						
Excellent	96	43.4	16	25.4	112	39.4
Good	104	47.1	36	57.1	140	49.3
Average	20	9.0	9	14.3	29	10.2
Poor	1	0.5	2	3.2	3	1.1
TOTAL	221	100.0	63	100.0	284	100.0
Faculty availability						
Excellent	77	35.3	14	22.2	91	32.4
Good	95	43.6	39	61.9	134	47.7
Average	41	18.8	7	11.1	48	17.1
Poor	5	2.3	3	4.8	8	2.8
TOTAL	218	100.0	63	100.0	281	100.0

^a For Table 35 answers were rated on a four-point scale as follows: "Excellent" (4), "Good" (3), "Average" (2), and "Poor" (1).

- White graduates were more likely to rate class size as excellent than minority graduates.
- Minority graduates were more likely to rate faculty availability as good than white graduates.

Table 36: How would you rate the following programs and services at Harper College in terms of how they met your needs as a student? ^a

2002 Graduates	Young Adult		Adult		Total	
	N	%	N	%	N	%
Advising about courses to take for transfer						
Excellent	38	34.2	26	28.9	64	31.8
Good	30	27.0	35	38.9	65	32.3
Average	29	26.1	16	17.8	45	22.4
Poor	14	12.6	13	14.4	27	13.4
TOTAL	111	100.0	90	100.0	201	100.0
Assistance with deciding your major or career goal						
Excellent	26	23.6	21	23.6	47	23.6
Good	31	28.2	34	38.2	65	32.7
Average	40	36.4	21	23.6	61	30.7
Poor	13	11.8	13	14.6	26	13.1
TOTAL	110	100.0	89	100.0	199	100.0
Availability of computers for out-of-class use						
Excellent	48	42.5	29	27.9	77	35.5
Good	32	28.3	52	50.0	84	38.7
Average	24	21.2	17	16.3	41	18.9
Poor	9	8.0	6	5.8	15	6.9
TOTAL	113	100.0	104	100.0	217	100.0

^a For Table 36 answers were rated on a four-point scale as follows: "Excellent" (4), "Good" (3), "Average" (2), and "Poor" (1).

- 68% of adults rated "advising about courses to take for transfer" as good or excellent, compared to 61% of young adults.
- 62% of adults rated "assistance with deciding your major or career goal" as good or excellent, compared to 52% of young adults.
- 78% of respondent adults rated "availability of computers for out-of-class use" category as good or excellent, compared to 60% of young adults.

Table 37: How would you rate the following programs and services at Harper College in terms of how they met your needs as a student? ^a

2002 Graduates	Male		Female		Total	
	N	%	N	%	N	%
Availability of computers for out-of-class use						
Excellent	20	40.0	57	34.1	77	35.5
Good	20	40.0	64	38.3	84	38.7
Average	9	18.0	32	19.2	41	18.9
Poor	1	2.0	14	8.4	15	6.9
TOTAL	50	100.0	167	100.0	217	100.0

^a For Table 37 answers were rated on a four-point scale as follows: "Excellent" (4), "Good" (3), "Average" (2), and "Poor" (1).

- 80% of males felt the availability of computers for out-of-class use was either good or excellent, compared to 70% of females.

***How would you rate the convenience of the courses taken in terms of their location?
(question for tables 38, 39, 40)***

Table 38: Harper main campus (Palatine)

2002 Graduates	Young Adult		Adult		Total	
	N	%	N	%	N	%
Very convenient	98	74.2	83	55.7	181	64.4
Convenient	33	25.0	61	40.9	94	33.5
Not convenient	1	0.8	5	3.4	6	2.1
TOTAL	132	100.0	149	100.0	281	100.0

- Young adult graduates rated the Harper main campus more convenient than did adult graduates. This may be attributable to the different working lifestyle of adult graduates.

Table 39: Northeast Center (Wheeling)

2002 Graduates	White		Minority		Total	
	N	%	N	%	N	%
Very convenient	0	0.0	1	8.3	1	2.0
Convenient	17	43.6	1	8.3	18	35.3
Not convenient	22	56.4	10	83.3	32	62.7
TOTAL	39	100.0	12	100.0	51	100.0

- White graduates rated the Northeast Center (Wheeling) more convenient than did minority graduates. This may be attributable to a larger white population in this area.

Table 40: Web or Internet based (from home or office)

2002 Graduates	Males		Females		Total	
	N	%	N	%	N	%
Very convenient	1	4.5	0	0.0	1	1.1
Convenient	10	45.5	42	61.8	52	57.8
Not convenient	11	50.0	26	38.2	37	41.1
TOTAL	22	100.0	68	100.0	90	100.0

- Female graduates rated Web or Internet based courses as convenient more often than did male graduates.

- **Section B: Impressions of Enrolled 2002 Graduates (Significant Differences)**

Section B was completed by graduates enrolled in college at the time of the survey. An analysis of respondents revealed that of the three demographic variables, only the age and gender variables demonstrated any significant differences in this section.

Table 41: Education Characteristics

2002 Graduates	Young Adult		Adult		Total	
	N	%	N	%	N	%
Full-time student	80	59.7	12	8.0	92	32.4
Part-time student	16	11.9	44	29.3	60	21.1
Not enrolled	38	28.4	94	62.7	132	46.5
TOTAL	134	100.0	150	100.0	284	100.0

- Young adults were more likely than adults to be currently enrolled in classes.

Table 42: Which of the following best describes your current educational status?

2002 Graduates	Young Adult		Adult		Total	
	N	%	N	%	N	%
Full-time student	80	83.3	12	21.4	92	60.5
Part-time student	16	16.7	44	78.6	60	39.5
TOTAL	96	100.0	56	100.0	152	100.0

- Young adult graduates were more likely to pursue full-time educational opportunities than adult graduates.

Table 43: Did all of your Harper College credits transfer to your current institution?

2002 Graduates	Male		Female		Total	
	N	%	N	%	N	%
Yes	22	52.4	71	70.3	93	65.0
No	20	47.6	30	29.7	50	35.0
TOTAL	42	100.0	101	100.0	143	100.0

- Female graduates were more successful in transferring credits than male graduates.

Table 44: Have you taken additional courses at Harper since receiving your degree or certificate?

2002 Graduates	Young Adult		Adult		Total	
	N	%	N	%	N	%
Yes	24	24.7	26	46.4	50	32.7
No	73	75.3	30	53.6	103	67.3
TOTAL	97	100.0	56	100.0	153	100.0

- Adult graduates were more likely to continue taking additional courses at Harper than young adults.

Section C: Impressions of Employed 2002 Graduates (Significant Differences)

Section C was completed by graduates employed on a full-time or part-time basis at the time of the survey. An analysis of respondents revealed that the statistically significant differences were associated with the age and gender variables.

Table 45: Employment Characteristics

2002 Graduates	Young Adult		Adult		Total	
	N	%	N	%	N	%
Employed full-time	65	48.5	97	64.7	162	57.0
Employed part-time	44	32.8	32	21.3	76	26.8
Not employed	25	18.7	21	14.0	46	16.2
TOTAL	134	100.0	150	100.0	284	100.0

- Adults were more likely to be employed full-time following graduation than young adults. Young adults were more likely than adults to be employed part-time. Unemployment was comparable between the two groups.

Table 46: When did you obtain your current job?

2002 Graduates	Male		Female		Total	
	N	%	N	%	N	%
Before attending Harper	26	44.8	40	22.7	66	28.2
While attending Harper	14	24.1	51	29.0	65	27.8
After graduating Harper	18	31.0	85	48.3	103	44.0
TOTAL	58	100.0	176	100.0	234	100.0

- Female graduates were more likely than male graduates to obtain their present job after graduation. Male graduates were more likely than female graduates to obtain their present job before attending Harper.

Table 47: How would you describe your job in terms of your major at Harper?

2002 Graduates	Male		Female		Total	
	N	%	N	%	N	%
Directly related to my Harper major	11	18.3	74	41.8	85	35.9
Somewhat related to my Harper major	21	35.0	39	22.0	60	25.3
Not at all related to my Harper major	28	46.7	64	36.2	92	38.8
TOTAL	60	100.0	177	100.0	237	100.0

- Female graduates were relatively more likely to report their jobs were directly related to their major. Male graduates were relatively more likely to report their job was somewhat related or unrelated to their major.

Table 48: How would you describe your job in terms of your major at Harper?

2002 Graduates	Young Adult		Adult		Total	
	N	%	N	%	N	%
Directly related to my Harper major	21	19.6	64	49.2	85	35.9
Somewhat related to my Harper major	28	26.2	32	24.6	60	25.3
Not at all related to my Harper major	58	54.2	34	26.2	92	38.8
TOTAL	107	100.0	130	100.0	237	100.0

- Adult graduates were relatively more likely to report that their job was directly related to their major.

Table 49: How would you rate your Harper education in terms of how well it prepared you to perform your current job?

2002 Graduates	Male		Female		Total	
	N	%	N	%	N	%
Excellent	13	22.8	53	31.7	66	29.5
Good	18	31.6	76	45.5	94	42.0
Average	20	35.1	32	19.2	52	23.2
Poor	6	10.5	6	3.6	12	5.4
TOTAL	57	100.0	167	100.0	224	100.0

- Slightly over 75% of female graduates rated their Harper education as good or excellent in terms of how well it prepared them to perform their current job, compared to slightly over 50% from male graduates.

Table 50: Mark the range that best describes your annual gross income:

2002 Graduates	Male		Female		Total	
	N	%	N	%	N	%
Less than \$14,999	10	16.7	43	25.1	53	22.9
\$15,000 to \$24,000	17	28.3	27	15.8	44	19.0
\$25,000 to \$34,999	7	11.7	32	18.7	39	16.9
\$35,000 to \$44,999	12	20.0	38	22.2	50	21.6
\$45,000 to \$54,999	4	6.7	20	11.7	24	10.4
\$55,000 or more	10	16.7	11	6.4	21	9.1
TOTAL	60	100.0	171	100.0	231	100.0

- Male graduates had a higher income than female graduates.

Table 51: Mark the range that best describes your annual gross income:

2002 Graduates	Young Adult		Adult		Total	
	N	%	N	%	N	%
Less than \$14,999	38	36.2	15	11.9	53	22.9
\$15,000 to \$24,000	31	29.5	13	10.3	44	19.0
\$25,000 to \$34,999	20	19.0	19	15.1	39	16.9
\$35,000 to \$44,999	7	6.7	43	34.1	50	21.6
\$45,000 to \$54,999	9	8.6	15	11.9	24	10.4
\$55,000 or more	0	0.0	21	16.7	21	9.1
TOTAL	105	100.0	126	100.0	231	100.0

- Adult graduates had a higher income than young adult graduates. This is to be expected given the normal positive correlation between age and income.
- Responses of young adults and adults were significantly different in 2000, 2001, and 2002.

Section D: Overall 2002 Graduate Preferences (Significant Differences)

An analysis of respondents revealed that the statistically significant differences in Section D were associated only with the age variable.

Table 52: May we have your permission to send your supervisor a questionnaire regarding how well graduates of Harper College perform on the job?

2002 Graduates	Young Adult		Adult		Total	
	N	%	N	%	N	%
Yes	10	9.2	27	21.1	37	15.6
No	99	90.8	101	78.9	200	84.4
TOTAL	109	100.0	128	100.0	237	100.0

- Adults were more likely than young adults to allow us to contact their supervisor with a questionnaire regarding how well graduates of Harper College perform on the job.

2002 Graduate Survey Open-ended Responses

- This Page Left Blank Intentionally -

Survey ID Q1f What was your primary educational objective when you attended Harper College?

0062	Education unto itself.
0144	Career change.
0175	Nursing Program.
0262	Become a role model for my two Hispanic sons.
0353	Prepare for LNC certificate.
0365	GED
0397	Obtain associate degree.
0619	Transfer to art based tech school.
0802	To take classes of interest for possible career.
0893	To receive my Associates Degree.
0964	Dental Hygiene.

SurveyID Q8d How would you rate the convenience of the courses taken in terms of their location?

0181	Elk Grove High School
0241	Hospital clinicals
0314	Golf Rd, Schaumburg
0483	Parking
0643	Weekend college
0726	Open entry
0897	HEHS
1022	Open entry
1073	Barrington
1074	COD
1078	DuPage COD Campus

Survey ID Q12d What was the main reason all of your credits did not transfer?

0006	Did not meet standard for Florida.
0094	Classes did not exist at UIC.
0120	To many only 60 transfer.
0135	RU doesn't accept or acknowledge PSY107
0153	Class was not at 100 level.
0181	Higher level of education required at other college.

0362	Advised wrong.
0409	Had too many credits to transfer.
0422	Subject not transferable.
0657	Too many credits.
0682	Class description. Verified.
0692	Never really learned what I wanted to do.
0752	Too low of class level.
0801	MGT111, CIS120, didn't transfer for credit.
0804	There is no class at UIC that corresponded to the Harper one.
0809	Univ. didn't have code to transfer.
0830	DePaul would not transfer my English credits - their policy.
0868	IAI did not cover gen ed for dept., only for university (loophole).
0914	Did not apply to transfer course.
0928	I took classes just to attain an AA degree.
1001	Architecture Program was too technical, so they would not accept architecture courses.
1006	Not transferring.

Survey ID Q16 What is your current major/course of study?

0002	Marketing
0006	Construction Management/Engineering
0009	Accounting, Banking, & Finance
0020	Dance - Bachelors in Fine Arts
0026	Family Social Services
0036	Elementary Education
0049	Sec Ed History
0058	Physical Therapy
0062	Art
0094	Sociology/History
0095	Law Enforcement and Justice Admin
0097	Education
0101	Forensics
0105	Electronics Tech
0118	Telecommunications Management
0120	Telecommunications/Production
0130	Computers Lab System
0135	Journalism & Psychology (double major)
0152	Marketing/Advertising
0153	Accounting

0155	Philosophy
0177	Biology
0181	Dietetics
0193	Physical Education
0200	Sociology/BS
0214	Anthropology
0215	Computer Information Systems
0218	Architecture
0219	Physics
0226	Nursing
0227	Elementary Education
0231	Latin American Studies/History, BA
0232	Human computer interaction
0240	International relations/History
0251	Finance
0258	Special Education/Teacher
0262	English
0267	Psychology - BA
0271	Science
0272	Math
0282	Accountancy
0293	Business Fraud Management & Admin
0303	Interior Design
0305	Communications
0339	Business Management
0340	Sociology
0362	Fire Science
0363	Electrical Engineering Technology
0365	Bilingual/SPED
0372	History
0380	Special Ed
0391	BA, Business Information Systems
0396	Accounting
0409	Business/Marketing
0412	Physical Education major
0416	Elementary Education
0422	Communications/Marketing
0436	Assoc Degree Floriculture/Plant Science
0460	Elementary Ed

0462	Liberal Arts - History
0464	(Will be) Law
0483	Micro Computer Support specialist
0485	Social Science
0511	English
0538	Business Management
0546	BA - Business Administration
0555	MIS and Finance
0560	Human Resource Management
0585	Nursing
0589	BPS major in Administrative Studies
0602	Clinical Laboratory Science
0603	Elementary Education
0604	Elementary Education
0605	Sign Language Interpreting
0606	Accounting
0617	Elementary Ed
0619	Bachelor of Fine Arts in Media Arts and Animation
0625	Adult Education
0630	Business
0643	Accounting
0650	Elementary Education Teaching Certification
0657	Finance
0668	Psychology
0682	EET
0683	Graphic Design
0692	Radio-Talent/Production
0712	Applied Behavior Sciences
0719	English
0721	Elementary Education
0726	Bachelor's in BA - concentration in ACC
0731	Psychology
0733	English Education
0752	Plant & Soil Science
0754	English & Theatre, Minor in Art
0773	Management
0777	Finance
0801	Economics
0804	Economics

0808	Marketing
0818	Nursing
0819	Secondary - Education
0820	Supply Chain Management
0830	Information Systems Management
0843	Web Design
0847	MBA
0849	ECS
0864	Veterinary Technology
0868	Political Science/Pre-law
0875	Communications
0880	Human Resources
0884	Business Management
0903	Computer Science
0907	Business/Finance
0911	Psychology
0914	Pharmacy
0916	Earth Science Education/Biology
0923	CPS Certificate
0928	Marketing
0935	MA - Theology
0937	General Studies
0962	Marketing
0965	Elementary Education
0968	Art Education/Sociology
0973	Secondary Education/Spanish
0975	Speech Pathology
0987	Communications/Advertising
0991	Bio-chemistry
0997	Law Enforcement
1001	Architecture
1006	Office
1016	Nursing
1039	FCNS
1040	Medical Laboratory Technology
1044	Nursing BSN
2000	Safety Engineering

Survey ID Q17k Which institution do you currently attend?

0002	La Salle University in PA
0006	Florida International University
0009	Northwood University
0049	Illinois College
0068	Applied at Roosevelt
0086	Northwestern-Kellogg
0095	Western Illinois
0101	Was Loyola
0105	Apprenticeship
0120	University of Florida
0181	Loyola University Chicago
0194	Western Illinois University
0216	St. Xavier University
0219	Beloit College
0226	Rush University
0231	Lake Forest College
0240	Lake Forest College
0282	Western Illinois University
0300	None
0303	Illinois Institute of Art - Schaumburg
0362	Oklahoma State
0372	Loyola
0391	DeVry University
0464	Still applying
0473	UW-Whitewater
0511	SIU
0560	Western Illinois University
0619	Illinois Institute of Art
0625	National Louis
0682	DeVry
0683	Illinois Institute of Art at Schaumburg
0712	National-Louis
0721	Benedictine University
0752	Southern Illinois University - Carbondale
0754	Concordia University, River Forest
0773	National-Louis
0809	Looking into Phoenix Univ.
0818	St. Xavier

0864	Parkland College, Champaign, IL
0914	Midwestern University
0935	Moody Bible Institute
0997	Western
1016	Loyola University Chicago
1040	Oakton Community College
1044	St. Xavier University
2000	Oklahoma State University

Survey ID ***Q19 What is your job title?***

0006	Project Engineer
0015	Kitchen Designer
0018	T.A.
0020	Part time/2nd assistant manager
0022	Patent Paralegal
0034	International Payroll Supervisor
0047	Administrative Assistant
0053	Sales Associate
0054	Administrative Assistant
0058	Manager
0061	Certified Medical Assistant
0063	Nanny
0067	Assistant Site Director, Buffalo Grove Park District
0068	Director of Admission
0069	Teacher
0086	Optical Engineer
0091	Office Manager
0094	Secretary
0097	Early Childhood Teacher
0101	Retail Sales
0105	Operating Engineer
0118	Sales Consultant
0120	Stock Clerk
0130	Machine operator
0135	Senior Accountant
0142	Sales
0144	Registered Nurse
0151	Echo Tech

0152	Billing Clerk
0153	Server
0155	Custodian
0159	Staff Nurse
0162	Supervisor
0166	Certified Medical Assistant
0167	Engineering Tech Manager
0173	Seasonal job floater lifeguard/preschool assistant teacher/day camp counselor/outdoor education instructor/assistant cook
0175	Registered Nurse
0177	General Office
0181	Dietetic Technician
0193	Student, and teacher at Kinder Care
0202	Registered Nurse
0205	RDH
0214	Sales Consultant
0216	Registered Nurse
0218	Server/student
0221	Product Development Assistant
0224	Electrical Engineering Technology
0226	Human Resource Coordinator
0228	Building Engineer
0232	Office Assistant, (student position)
0241	Registered Nurse
0251	Law Office Assistant (LOA)
0258	Nanny
0262	Spanish teacher (elementary school)
0267	Horse Trainer/lessons
0271	Take care of animals
0272	Titles and Insurance Administrator
0279	RN
0293	Executive Assistant
0298	Owner/Manager
0300	Graphic Artist
0303	Design Assistant
0304	Technician III
0305	Project/Acct Coordinator
0313	Sr. LAN Administrator
0314	Electrical Designer

0320	Fleet SVC Airlines
0321	Registered Nurse
0322	Dietetic Technician
0329	Web Programmer
0331	Service Clerk
0339	Special Services Sales Associate
0346	Cardiac Sonographer
0351	Paralegal
0352	Paralegal
0356	Bank Reconciliation Controller
0362	Teaching assistant
0363	Manager
0365	Bilingual Ass./SPED
0367	Document Analyst
0369	Registered Nurse
0370	Assistant Manager
0372	Undergrad fellowship
0376	Marketing Specialist
0380	Server
0388	Bookkeeper
0391	Assistant Director of Student Finance
0397	Truck driver
0407	Custodian
0408	RN
0409	Sales
0412	Bartender/Waiter/Manager/Trainer
0416	Bank Teller
0422	Valet Manager for VIP
0428	Staff Nurse (RN)
0430	Executive Assistant
0436	Freelance Floral Designer
0459	Service Desk Analyst
0460	Assistant teacher
0462	Administrative Assistant
0464	Staff RN (part-time), legal nurse consultant (part-time)
0465	Manager
0473	Osco Clerk/Cashier/Pharmacy Tech
0479	General Manager
0482	Preschool teacher

0485	Singer/Waitress
0486	Skin Care Specialist
0487	Technology Lab Aide
0493	Nurse
0514	Controller
0527	Cardiac Sonographer II
0528	Paralegal
0531	Owner
0533	Internal Audit Lead
0538	Credit Manager
0540	Loan Processor
0541	Registered Dental Hygienist
0544	Dental Hygienist
0546	Process Research and Development
0553	Assistant Paralegal
0555	Student Assistant
0560	Customer Service Representative
0574	Customer Service Rep
0583	Marketing Analyst
0585	CMA, clinical coordinator
0589	Lease Program Administrator
0597	RN
0603	Manager
0604	Bilingual Teacher's Aide
0605	Manager of a Health Club
0606	Bookkeeper Assistance
0619	General Clerk
0625	Quality Engineer
0626	Sign Language Interpreter
0630	Executive Assistant
0643	Accounting Clerk
0657	Receptionist
0663	Credit Risk Analyst
0668	Chemical Dependency Technician
0676	Administrative Secretary
0680	Dental Hygienist
0682	Electronics Coordinator
0683	Graphic Designer
0692	Server

0700	Medical Transcriptionist
0713	Day Care - Lead Teacher
0719	Head Cashier
0721	Floor Manager
0726	Accounting Associate
0733	Stocker
0754	Business Coordinator
0761	Bartender
0765	Kitchen and Bath Designer
0767	Dental Hygienist
0773	Real Estate Coordinator
0777	Sales Associate
0778	Accessory Buyer/Merchandiser
0788	Customer Relations Manager
0793	Bank (Proof operator)
0795	Oncology, Registered Nurse
0798	Software Quality Engineer
0800	RN
0801	Customer Service Rep
0802	Unit Secretary, Oncology Unit
0804	Customer Service Rep
0809	Customer Acct Exec
0811	RN
0815	Registered Nurse
0818	Staff Nurse
0819	Night Receptionist
0820	Inventory Control
0830	Technical Engineer
0835	Senior System Specialist
0845	Registered Dental Hygienist
0846	Chief Engineer
0847	Assistant Buyer/Administration
0853	IT Manager
0856	Sign Language Interpreter
0873	Pre-school Specialty Class Instructor
0880	Credit Analyst
0884	Intern/Sales Clerk
0885	Test Technician
0886	Software Editor

0891	Dental Hygienist
0893	Accounts payable
0897	Public Service Officer
0900	RN
0903	Network Supervisor
0907	Account Analyst
0909	Marketing Analyst
0911	Make-up Artist
0914	Sr Pharmacy Tech
0915	Administrative Assistant
0916	Fire Fighter/Land Surveyor
0918	Maintenance Service
0920	Electrician
0923	Marketing Assistant
0929	Technician
0930	Quality Tech
0935	Pastor
0937	City Human Resources Manager
0939	Office Manager
0950	Paralegal
0952	Customer Service
0958	Senior Category Manager
0962	Waitress
0964	Dental Hygienist
0968	Bike Tech
0973	Optical Technician
0975	Library Clerk
0984	Accounts Manager
0987	Assistant Advertising Broadcast Producer
0991	1) Store Associate, 2) Science Tutor
0994	Plant Superintendent
1001	Architectural Draftsman
1008	Registered Nurse
1016	Server
1022	Paralegal Assistant
1039	Preschool Teacher
1040	Circulation Clerk/Supervisor
1044	RN
1064	Echocardiographer, Senior Echo Tech

1073	Repair Tech
1074	Paralegal
1078	Personal Banker
1081	RN-staff
1084	Administrative Assistant
1090	Materials Analyst
1097	Dental Hygienist
1100	Bath Showroom Associate
1101	Dental Hygienist
1103	Fashion Designer/Owner
1105	Dietetic Technician
2000	Coordinator
2002	QA Analysis

Survey ID Q20 How long have you had your present job?

0006	7 months
0015	1 month
0018	1 year
0020	3.5 years
0022	7 months
0034	7 months
0047	5 years
0053	7 years
0054	2-5 years
0058	6 years
0061	1 year
0063	5 months
0067	1 year
0068	1 month
0069	Couple months
0086	3 years
0091	4 years
0094	10 months
0097	5 years
0105	3 months
0118	17 months
0120	3.5 years
0130	3 years

0135	9+ years
0142	7.5 years
0144	1 year
0151	1 year
0152	5.5 years
0153	3 years
0155	5 years
0159	1.5 years
0162	15 years
0166	1 year
0167	9 years
0173	1.5 years
0175	About 1 year
0177	2 years
0181	8-9 months
0193	1.5 years
0202	1 year
0205	4 months
0214	3 months
0216	1+ years
0218	4 years
0221	1.5 years
0224	3 months
0226	4.5 years
0228	13 years
0232	1 year
0241	10 months
0251	2 years approximately
0258	5 years
0262	7 years
0267	2 years
0271	2-3 years
0272	1.5 years
0279	1.5 years
0293	5 years
0298	8 years
0300	4 years
0303	2 years
0304	8 years

0305	2 years
0313	5+ years
0314	1.5 years
0320	14 years
0321	2.5 years - new job now 2 months
0322	Almost 2 years
0329	3 months
0331	10 months
0339	3 years
0346	2 years
0351	11 months
0352	4 years
0356	15 years
0362	3 years
0363	5 years
0365	5 years
0367	1.5 years
0369	1 year
0370	1 year 1 month'
0372	1 year
0376	1.25 years
0380	1 year
0388	Since January 2003
0391	2.5 years
0397	4 weeks
0407	15 years
0408	1 year
0409	4 years
0412	3 years
0416	5 years
0422	5 years
0428	06/2002
0430	2 months
0436	Freelance
0459	Almost 6 years
0460	2 years 3 months
0462	13 years
0464	15 years
0465	2 years 6 months

0473	5.5 years
0479	2.5 years
0482	3 years previous school, 2 years current school
0485	Almost a year and a half (17mos)
0486	3 years
0487	3 months
0493	Oct 2003
0514	6 years
0527	2 years
0528	2 years - Paralegal, previous legal assistant positions with other employers
0531	4 years
0533	8 years
0538	3 years
0540	1 year, 3 months
0541	1 year
0544	1 year
0546	8 years
0553	1 year
0555	1 month
0560	Almost 5 years
0574	1 week
0583	6 months
0585	2.5 years
0589	5 years
0597	2 years
0603	6 years
0604	8 years
0605	1 year
0606	5 months
0619	8.5 years
0625	1.5 months
0626	2 years
0630	4 years
0643	4 years
0657	1.5 years
0663	10 years
0668	2 years
0676	6 months
0680	1 year +

0682	6 months
0683	1.5 years
0692	1.5 years
0700	1 year
0713	5 years
0719	5 years
0721	6 months
0726	6 years
0730	6 months
0733	1 week
0752	6 weeks
0754	2 months
0761	3 years 2 months
0765	Feb. 2003
0767	1.5 years
0773	6 years
0777	5 years
0778	10 months
0788	1.5 years
0793	One year
0795	6 months
0798	10 years with company, 1 year at current position
0800	5/02 - since graduation
0801	3.5 years
0802	4 months
0804	3 years
0809	5 weeks
0811	1 year
0815	2 years
0818	13 months
0819	4 years
0820	7 years
0830	15 years
0835	3 years
0845	11 months
0846	8+ years
0847	3 years
0853	10 years
0856	1 year

0873	12 years
0880	2 years
0885	4 months
0886	1 year
0891	10 months
0892	9 months
0893	About 2 years
0897	8 years
0900	1 year
0903	6 years
0907	1.5 years
0909	1 month
0911	5 years
0914	5 years
0915	1.5 years
0916	Fire Fighter, 20 yrs, full time, Land Surveyor, 15 yrs, part time
0918	6 months
0920	4 years
0923	I just started
0929	12 years
0930	Over one year
0935	4.5 years
0937	24 years
0939	2 months
0950	5 years
0952	5 years
0958	19 years
0962	2.5 years
0964	1 year
0965	1 year
0968	2 months
0973	3 years - not to do with my major
0975	2.5 years
0984	8 months
0987	6 years
0991	1) 4 years, 2) 2 years
0994	2.5 years
0997	1 year
1001	1 month

1008	RN - 14 months, current location - 2 months
1016	2 years
1022	One year
1039	3.5 years
1040	4 years
1044	1 year
1064	Almost 2 years
1073	5 years
1074	23 months
1078	14 years
1081	July 02
1084	4 months
1090	5 years
1097	15 months
1100	2.5 years
1101	9 months
1103	10 years
1105	14 months
2000	4 years
2002	2.5 years

Survey ID ***Q22 If you obtained your current job after graduating from Harper, how long did you actively seek employment before obtaining your present job?***

0015	6 months
0018	6 years
0022	2 months
0034	1 year
0061	1 week
0069	Couple weeks
0118	3 weeks
0151	9 months
0173	2 or 3 weeks
0175	Less than 1 day
0181	Few months
0205	4 months
0214	3 months
0216	This was 1st job I applied for
0221	2 months

0232	1 month
0241	A very short time
0258	Had job before entering Harper
0267	Not long
0314	3-4 months
0321	Not long, 2 weeks
0322	Working for 20 years
0329	12 months
0331	3 months
0346	Immediately
0351	9 months
0369	1 week
0370	4 months
0376	Started as my internship at my 4 year university
0391	2 months
0397	2 years
0408	2 weeks
0459	Was employed at Harper when certificate was rec'd
0482	I found my current position while at previous school - took approximately one month from 1st interview to hiring
0485	1 week
0487	Not very long
0493	Less than one week
0527	I obtained my job while doing my internship
0528	3-6 months
0533	Not applicable
0540	1.5 months
0541	1 month
0544	1 month
0553	1 month
0555	2 weeks
0574	2 years
0597	3 months
0606	1 year
0625	Was employed while attending Harper, was laid off for 9 months. My work at Harper was useless I needed a Bachelors.
0626	No time at all
0657	1 week
0692	No

0700	Got it from doing my internship there
0721	2 months
0733	2 months
0754	1 year
0765	They called me
0767	Few weeks
0778	2 weeks
0788	2 weeks
0793	I went to undergrad college
0800	Less than 1 month
0802	2 months
0811	3 months
0818	No time was spent - job secured before graduation
0845	2 weeks
0847	1 month
0856	3 months
0885	1 month
0891	2 weeks
0892	4 months
0900	1 month
0918	3 months
0923	1 month
0964	1 month
0968	1 year
0984	I was laid off 2 months
0994	3 months
0997	Week
1001	I've been working in the field since at Harper
1008	I had 1st job before graduation
1022	Three months
1044	8 weeks
1064	1 week
1074	10 months
1081	Employed immediately after passing NCLEX
1097	1 week
1101	2 months
1105	1 month

Survey ID Q25e How did your Harper College education help you?

0020	People skills.
0047	Seeking another career.
0105	It didn't.
0120	It didn't.
0135	Preparation for RU & an eventual career change.
0155	Not applicable.
0162	None, still looking for a job.
0173	Certification.
0181	Practical training.
0214	For continuing with my education.
0216	New career.
0218	Good start for BA in Architecture.
0226	Ready for bachelor's.
0262	More creativity as a teacher.
0272	Improved work ethic.
0298	Enhanced my business.
0305	Communication skills, study skills.
0320	Still seeking prospect.
0339	Preparation. Current job is not a career.
0356	Understanding the concept of accounting in depth.
0362	Not applicable.
0372	General knowledge.
0397	Self-awareness, accuracy, efficiency.
0407	Felt better with computer & technology.
0409	Find summer work.
0412	Gave me junior status at Northern Illinois.
0416	Transfer to NIU.
0430	None.
0459	Personal accomplishment.
0460	More knowledgeable.
0462	Self-esteem.
0464	Preparation for law school.
0473	Didn't make a difference.
0531	Substantiate my credentials as a self-employed designer.
0546	Future opportunities.
0603	More stress!
0604	None.
0619	More open minded, not afraid to speak what I believe in.

0625	Got me nothing.
0643	Increase skills.
0657	Nothing.
0663	Prepare for new duties.
0682	Diverse Experience.
0692	I'm a waiter, Harper did nothing.
0719	Continue my education.
0726	Self enhancement.
0754	Made me understand people better.
0761	It was a milestone for future education.
0777	Transfer to 4 year.
0788	Accomplished personal goal of 2 yr degree.
0801	None.
0804	No change.
0809	Time management.
0893	Helped provide good background.
0903	Personal enrichment.
0916	Enrichment.
0920	Personal satisfaction.
0929	Did not.
0930	Obtained 1st job, enriching, helps me in my volunteer work (teaching).
0937	Self-esteem.
0952	Helped me gain experience for freelance work.
0958	Made me feel more confident in myself - accomplishment.
0973	Doesn't apply.
0987	Helped, improved confidence.
0997	Didn't.
1078	None.
1081	New career as RN.
1103	Confidence boost.

Survey ID Q30 What did you like best about Harper College?

0002	I was ESL student when I first attended in Harper. All teachers and advisors were so kind and helpful. There are many students who came from over seas. It was fun, too.
0006	Athletic department, class size, availability of instructors, facilitation of learning.
0015	Interior design program instructors worked closely with students.
0018	It was closer to my house.

0020	I saved a lot of money. I loved book buy backs. It was close to home, I didn't have to stay there.
0022	The class schedule and location. Most were working students and instructors realized that fact when assigning work.
0034	The class size.
0036	Convenient location to my place of residence, and cost efficient comparable to four year universities.
0047	Convenient, cost effective way to obtain needed credits for transfer.
0049	Many classes and times to choose from.
0053	I was able to improve my computer skills. I liked my teachers because they know what they talked about and were personable.
0054	The convenience of being able to live at home - still attend school nearby.
0058	Greater diversity of people.
0062	Learning! My excellent instructors.
0067	There were always convenient times during the day for me to take the classes I needed. All of the teachers really cared about my success.
0069	Location and availability of classes and some teachers.
0091	Location and time of classes.
0095	The campus, the availability of classes, small class sizes, quality educators.
0097	I liked that Harper College offered many courses at night - it helped out with me working full time during the day.
0101	Instructors and class size.
0105	It was a short commute.
0118	Cost saving.
0135	Location, availability of (most) classes, online registration and library.
0142	Being able to get a degree by taking only night and Saturday classes.
0144	Nursing program had wonderful faculty.
0152	Graduating.
0155	Very diverse, great school to get my feet wet in terms of my college experience. Helped me commit myself to further education.
0159	The friends I made.
0166	Structure of the classes. People I met.
0167	Facilities were clean, safe and convenient to home and work.
0173	Small class size.
0175	Location, cost, culturally diverse. Computer access, especially in summer to gain access to RN-CAT.

- 0177 XXXXXXXXXXXX, XXXXXXXXXXXX, XXXXXXXXXXXX, actually, the archeology field school in Macktown. Anthropology dept. in general.
- 0181 Professional touch as well as personal touch through faculty. Faculty and staff is very helpful.
- 0193 It was close to home.
- 0200 The availability and location of the school.
- 0202 Good affordable education in 2 years, reputable nursing program that translated into fast employment, acceptance of credits from other schools.
- 0205 The school made me believe in myself. Teachers are very well prepared and I like the fact that everyone of them takes pride in their jobs. They really make it hard for students but they want us to succeed in our personal and professional lives.
- 0214 The facility is very new, tidy and conducive to learning. Also, some of the teachers are really passionate and knowledgeable. I enjoy the food courts in numerous buildings, and numerous computer labs.
- 0218 Very affordable. Good teachers. Great class sizes. Availability hours of classes. Close to my house.
- 0224 Engineering/technology instructors. Instructors made themselves available at all times and took a genuine interest in all of their students. All of these instructors were outstanding.
- 0226 I thought the courses and teachers did well at what they did and were very helpful. It made a big difference.
- 0227 Tuition was relatively affordable.
- 0231 The location and affordable cost brought me to Harper, but the excellent academics kept me coming back. I was a member of three honors societies and found many friends in their ranks. My teachers were very inspiring, especially XXXXXXXXXXXX, XXXXXXXXXXXX, and XXXXXXXXXXXX.
- 0232 Honor's society and speech team!
- 0239 The convenience of faculty assistance and the class sizes (non-lecture courses). I liked how the library was spacious and they had a wide-range of books.
- 0240 The enthusiasm of the professors and the exceptional standard of teaching they provided. The teaching staff are truly Harpers greatest asset.
- 0241 The small classes and group clinicals in the Nursing Program. The genuine concern of instructors regarding success in the program.
- 0258 I like the various class times since I work during the day full-time. Availability for evening classes were great.
- 0262 The Harper staff people were wonderful! Exceptionally professional and helpful too. I felt very much supported and encouraged and valued in all of my personal endeavors at Harper College.

0267 I had some really caring teachers that made learning fun. I also like the new location and future building setup.

0271 Instructors.

0272 The teaching was excellent. Instructors were much better prepared at Harper than at Roosevelt. Harper teachers never wasted my time (because of lack of class preparation). I would much rather pay Harper that type of fees that Roosevelt is asking for.

0282 Small classes, good computer labs, overall size of the campus.

0293 The instructors! The last few years I spent at Harper were very rewarding in terms of the faculty and what they brought to the classroom. It is their excellent teaching/preparation that has made me successful today at DePaul University.

0298 The teachers and professors. They are very knowledgeable and professional. Marketing director XXXXXXXXXXXX is an excellent example of what she does and goes the extra mile to help students in any aspect of school or life. Excellent faculty at Harper.

0300 Good tech programs.

0303 My experience at Harper was excellent. My objective was to further my education and become prepared with the necessary skills to be marketable and competitive within the job market of the interior design field. I have achieved that through the program at Harper. The classes were interesting, challenging, convenient and rewarding.

0305 Convenience - location is close to home and school. The tuition was also reasonable.

0313 The opportunities to enrich my life, education and meet people.

0314 The hands-on challenges of lab work. The willingness of the instructors to take extra time after class to answer questions.

0320 Price was reasonable. Staff (teachers) really care about their programs. Being out of district and being able to use exercise programs that are not available in my district.

0321 The cost.

0339 Availability of facilities and high quality of education.

0352 Location, smaller classes, knowledgeable staff.

0353 Convenient evening classes.

0356 The different degrees and certificates that was offered. There was a large selection to choose from.

0362 Choice of hours/location.

0363 Location.

0365 Instructors were excellent - Personnel was extremely helpful. Clean atmosphere and pleasant environment - Tutoring was extremely helpful. Aware.

0367 Full-time teachers. I was not happy with adjunct faculty.

0370 Staff.

0372 Facilities, faculty, (esp. XXXXXXXXXXXX), counseling (esp. XXXXXXXXXXXX).

0376 Convenient location, classroom size, and individual personal attention from professors.

0380 My advisor, XXXXXXXXXXXX very helpful with choosing my classes.

0388 The teachers and staff were always friendly and willing to help.

0397 Reliability and convenience (overall).

0407 The courses and knowledge of instructors and the convenience of campus location.

0409 I liked the times the classes met for the most part. I was in Student Ambassadors so I enjoyed being involved and learning more about the school and helping others make the right college decision. There were also many places to sit, eat and study between classes. The student center gives a 4 year college feel.

0412 How convenient it was to home. I wish that it would have been a university.

0413 The faculty also taught at four year universities, so they were able to help me plan for the rest of my undergraduate education.

0416 Associates degree transferred to NIU without any problems.

0422 Beautiful campus, good teachers, great location. Staff is very helpful.

0428 Science/Nursing courses. Web access to library periodicals for research. Pharmacology course online. Nursing instructors with valuable professional experience.

0430 The teachers were all great, especially XXXXXXXXXXXX in MKT.

0436 Floral design classes and instructors are excellent! We have had more opportunity than most schools have to offer. The class rooms are small and lack adequate storage, but, are overall excellent. Greenhouse is great!

0449 The environment, teachers, friendly people and a peaceful College where you can spend all day.

0459 The vast range of what is offered.

0460 Small class size. Student/teacher ratio. Availability of computer/library services.

0462 The location, abundance of parking (esp. compared to NIU!) and plethora of classes

0464 Availability of campus, closeness to my home.

0465 Convenience - proximity to home.

0473 I liked the convenient location, affordable price, and the welcoming atmosphere (except for the construction!). I also liked the variety of class times offered.

0476 The faculty are very friendly and kind, who encouraged me in my studies.

0482 Knowledge of the professors and their willingness to listen and help with questions or problems.

0485 Everything! I loved the campus, the teachers, the availability of the courses, the courses, the convenient location, and the people I met. I loved going to school at Harper. I graduated over 2 years ago and I still miss it today. I wish I could have stayed at Harper for my bachelors degree. Now I'm at an expensive, private university and the quality of the teachers and the courses is extremely low compared to Harper.

0486 Teachers, help for all subject matters. Location.

0487 Convenient.

0493 The small classroom and availability of some of the lecturers for assistance.

0511 I thought a great deal of the teachers there were intelligent, caring teachers.

0513 The building, class size and the academic.

0514 Location.

0520 Location, types of courses, and course availability.

0527 The teachers I had while at Harper were excellent. Very knowledgeable.

0528 The late classes available since I was working full time as a legal assistant while obtaining my degree. The instructors who were attorneys themselves who taught the classes.

0531 Course offerings & times.

0533 The instructors understanding that many of the College's students had other responsibilities besides school (work, family, etc). Also the amount of class choices and the ability to take any class at anytime on any day to accommodate a student with other responsibilities.

0538 Course selection/availability. Friendly staff.

0540 The availability and willingness of some faculty as well as the diversity of the students.

0544 The theatre department. It was far better than I expected it to be - it's productions were quite professional, and the faculty were excellent.

0546 The faculty seemed to understand the pressures of students who were taking night classes because of full time jobs or family obligations. Most faculty worked with those students to achieve the requirements of the classes.

0553 Class size and people I met.

0555 The library is a good place to study. Most of the instructors are nice and concerned about students.

0560 Smaller classes, convenient location, good tutoring center.

0574 The class were nice and the teachers helped out as much as they could. The A.D.s office was the biggest help in getting through the 4 years.

0583 The computer labs are well equipped.

0589 Professors were very nurturing and helpful to your needs.

0602 The science courses that I took.

0603 Close to home and cost was reasonable.

0605 All the students were very friendly and always nice. You knew everyone that played sports like I played softball.

0617 The extracurricular activities and the classroom set up. I liked the one on one attention with the teachers.

0619 The faculty, the atmosphere. I was an art student and I felt some teachers I had had were incredible. XXXXXXXXXXXX, XXXXXXXXXXXX, they were two great memories of Harper. Sometimes after class we would just talk. They both showed a great interest in everything I was involved with.

0625 The many handicapped parking places, and the cleanliness of the campus.

0626 The sign language instructors were excellent.

0630 Class size, convenience, price before increase/location.

0650 The very personal staff and very helpful. The closeness of the college community and the many opportunities that were offered to me by Harper.

0657 The class size was small enough for me to be able to express my opinion and also work well with my teachers one on one.

0664 Web courses! I could work at my own pace.

0668 The faculty seemed interested in the students and people and educational advancement.

0676 Availability of classes. The number of inexpensive activities available.

0680 Mrs. XXXXXXXXXXXX was an outstanding instructor in the hygiene dept. I also formed great friendships at school.

0682 The facilities available to the student body.

0683 Class times and Art programs.

0692 Cheap.

0700 Classes in the Life Science and Med. Office Admin. Depts.

0712 Affordability, location, easy to sign up and register on the web.

0713 The wide variety of class availability. Was not hard to get the classes I wanted. Also, the wide variety of activities.

0719 The multitude sections of the different courses that were available. The helpful instructors.

0721 The class sizes were small and the instructors worked with students. I felt that I could go to my instructors for help or guidance. I received a great education while enjoying my time there.

0726 The ability to go to night classes, the flexibility with scheduling the classes, the atmosphere and the teachers.

0733 Applicability of education into my life.

0752 It was a convenient place to help with my transferring after 3 years of attending Harper.

0754 The English, Theatre & Art departments. The guys at media services where I worked as a student aide for 2 years (had loads of fun). Sam & Rick - I love yah! Media Services

0761 I really enjoyed the music program.

0773 The staff has always been great.

0777 Very close to home/the resources.

0778 Instructors, classes, assignments.

0788 The teachers were very helpful, accessible, and knowledgeable. They understood the needs of working adult students.

0793 Nice community college. Closer to home.

0795 The nursing instructors and clinical experience.

0798 Convenient location.

0800 Convenience, small class size, individual attention from teachers.

0801 Small classes, flexible hours, course offerings that fit perfectly into my schedule.

0802 The easy access and small classes. Although under construction, the campus is very well laid out and gives you a comfortable feeling.

0804 Great teachers, convenient location, fair tuition cost.

0808 It was a great stepping stone for a future at my university when students are not ready to leave home. Except for professionalism, consistency and organization.

0809 Location, course time offerings, (schedules) and instructors.

0811 The location.

0818 Convenient, inexpensive, 2 year RN program.

0819 I enjoyed the small classes and the help received by my instructors.

0820 Location.

0835 Internet based classes are available, helpful faculty especially in CIS.

0840 Convenience of location.

0846 Location, staff schedule and facility.

0847 Small classes, affordable.

0849 My speech teacher, XXXXXXXXXXXX.

0856 The Sign Language Lab was convenient and pretty well stocked with practice material, however, some of the videotapes we were given to work from for the semester were defective and needed to be replaced. The other thing I liked was the tutoring that was made available, especially in the last four semesters. XXXXXXXXXXXX was skilled, patient, encouraging and impartial and a nice person to be around. She was/is a big asset

0873 The times that classes were offered, especially on Saturday mornings for parents who work and have young children.

0875 Now that I have moved on to another institution, I appreciate how Harper's administrative services supported me in reaching my goals and assisting me on a daily basis. Thanks.

0880 Business courses, XXXXXXXXXXXX, class availability.

0884 The location of Harper's campus, the variety of majors, and availability and times of courses were beneficial to me.

0885 Hands on ELT classes. Good job placement.

0886 Pleasant working and studying atmosphere. Flexibility of schedule. Tolerance towards foreign students.

0893 I found my instructors to be very helpful and they taught the courses well. The students that attended were friendly and easy to work with. I really enjoyed my courses as well. I found them to be very interesting and educational.

0897 Close to home. Excellent admissions.

0903 I most enjoyed the quality of the professors at Harper. Their dedication and commitment inspired me to try that much harder to learn.

0907 Teachers and course availability.

0911 It was cost effective.

0914 Buildings are in great shape. Classes are small. Convenient.

0915 The instruction and willingness of the instructors to help students.

0916 Since I had never been to college before, quite simply, everything about it.

0918 Location.

0920	I enjoyed student activities.
0923	I like taking the courses online.
0928	The teachers teach the classes unlike the way universities are set up where the student is forced to learn the majority of the material on their own.
0930	Instructor was well informed, very good at maintaining interest and had a true appreciation of her profession.
0935	Convenient, inexpensive school to complete some core subjects. I completed my BA simultaneously with my AA.
0937	The overall environment made me feel very comfortable in terms of my age (54 @ the.time) and ethnicity (African American). I have attended several schools and Harper was the best school, in terms of meeting my academic needs, that I ever attended.
0939	Instructors.
0952	My classes - convenience, etc.
0958	Convenience and good education.
0962	Teachers.
0965	Great locality. Comfortable atmosphere. Helpful teachers. Lots of wonderful resources to take advantage of. Variety of classes to choose from. I'm so glad I chose Harper to get my associates.
0968	Close to home.
0973	I really enjoyed the campus.The course CDV110 really helped me in deciding my major (instructor:XXXXXXXXXX). My ENG 102 instructor XXXXXXXXXXXX was also a great help in improving my writing skills, and ability to express myself clearly and
0975	The faculty are very friendly and helpful.
0984	Price, location, and some instructors.
0987	Total campus feeling. Diversity of professors and students. Knowledge learned from professor who knew the subject well and never bored me. If Harper was a four year school, I would be getting my degree from Harper. My sociology 101 professor, XXXXXXXXXXXX, suggested my major. He was correct in his reasoning, I think that speaks volumes about Harper.
0994	Working hands on with equipment and having teacher work hands on explaining in detail all other variables.
0997	Class size, price, closeness.
1001	The instructors and students were helpful and very knowledgeable. Classes were great!!
1006	The variety of everything such as computer and computer labs, students, classes, class schedules, close to home.
1008	The nursing program provided a very unique way of teaching nursing with a lot of one on one and hands on instruction. Instructors know all the students well before graduation making it feel very personal.
1016	Teachers.

1022	Course scheduling - time table, multiple class offerings, low tuition.
1044	Convenient location. Convenient availability of classes, including Sundays, eve's etc.
1072	The quality and content of my courses. The teaching staff was well qualified and interested in my success.
1073	Convenient and reputation.
1074	Love Harper, instructors, etc.
1081	The price to attend. Very reasonably priced for the degree I received.
1084	The teachers were great! I had instructors who cared about their students, who gave teaching their all. I learned so much - history, psychology, film, English - every class I took I felt I got my money's worth plus so much more. I received a solid education at Harper that I cherish. Harper's education allowed me to excel at DePaul University for my BA and now I am on to my masters!
1097	I enjoyed the closeness of the people in the hygiene program. Everyone supported each other and helped each other.
1100	Classes were challenging.
1103	Diversity of classes offered.
1105	Content/classes of the dietetic technician program. The instructors were very knowledgeable and helpful. The classes were small so each student could get the attention they needed to excel in the classes.
2000	Location.
2001	Convenient.
2002	My counselors and teachers. English department.

Survey ID

Q31 How can the College improve in its instruction?

0002	I think instruction in Harper is perfect.
0015	Computer based interior design courses.
0020	Some teachers didn't enjoy teaching and that causes the students to not pay attention.
0022	Hire better teachers. To get better teachers need to pay teachers more.
0034	More evening classes.
0036	Having each professor available to assist student's individually, outside of class, by holding office hours.
0053	I think the College is good. I cannot think of anything to improve.
0054	Offer more variety of evening courses for those students who work full time and wish to attend school full time as well.
0062	Create more full time positions for instructors. You have too many part timers.
0069	I had a couple of teachers that barely spoke English which the whole class and I barely passed and I worked as hard as possible doing all extra credit and got a 68.5% in the class and wouldn't bring me to a 'C' even with great attendance and participation.

- 0105 The technology area (electronics).
- 0120 Get rid of the XXXXX English teacher, I think his name is XXXXXXXXXX. He didn't know what a human occupation was and he is terrible at communicating with students. Worst teacher I have ever had.
- 0135 Shorten semesters to 15 weeks.
- 0144 Hire well informed instructors.
- 0152 Offer more "real life" classes (i.e. life insurance, loans, budgeting, buying a home/car).
- 0155 I just had problems with the guidance counselors. Maybe Harper can assign a counselor to each student to help them along. When I initially told my counselors I wanted to major in Philosophy, they looked at me funny and tried to steer me away from it. They asked about what I was going to do with a philosophy degree and tried to convince me to get into the social sciences. This made me flounder for a semester, but I decided I wanted to major in philosophy. Guess what, I am pursuing a career in library sciences and a philosophy degree is just as good a degree as business or marketing.
- 0162 Better placement service.
- 0166 I would not recommend the Cardiology Tech. Program. I had my worst experience at Harper College in the program. The teacher's had no patience. Otherwise Harper is an excellent school!
- 0173 Don't require students to buy books if they're not going to be used. Allow food service and hospitality to use the Harper cafeteria and other resources the College has to offer.
- 0175 As an alumni, nursing grad - 2002 - I would love for Harper to at least offer BSN - Bachelor's in Nursing ASAP. I would attend Harper again in a heartbeat. I'd rather support Harper than to support a "Big College".
- 0177 You have a lot of good teachers. Don't lose them. However, there are many who stink. Encourage them to go to school to become teachers. Or-----
- 0181 Increase the intensity of the coursework with more practical training.
- 0193 Nothing.
- 0200 I never had a problem with the professors. Most of mine were top notch.
- 0202 No need for improvement!
- 0205 Some courses need more than one semester. eg. Periodontology in DHY - the course is to intense that students don't have time to digest the material from week to week. You might want to review some of them and try to extend them over 2 semesters.
- 0214 The registrars office almost cost me my admission to NW. The transfer of the transcript was not performed even though I filled out the transfer form 2 times. I'm completely disappointed, because that is the last interaction I had and it was unfortunate.
- 0218 Make it a 4 year school with BA degree, other than that it is a very good school.
- 0224 Leave the electronics program to the instructors to work it out.
- 0226 I was very satisfied with instruction.
- 0227 Try to get rid of the incompetent part/time faculty that does not provide deep and

- challenging instruction. Take teacher evaluations by the students seriously. Many of the gen. ed. teachers were terrible and did not care about what they were teaching. Find passionate teachers!
- 0231 Keep the faculty happy so they don't leave! In many ways, I wished I could have completed my four-year degree at Harper - but I would hate to see the school go 4 year if that meant a tuition increase.
- 0239 Offer courses that can be used (ie:Broadcasting, etc.) when a student transfers to a 4 year school.
- 0240 The library is below standard for the educational standard of the College.
- 0262 In the math department "most" staff were very helpful, but sometimes some of the foreign math teachers were less patient with American students than most of the main stream teachers. Some concepts were difficult to grasp or understand through their heavy accents. But most teachers were excellent.
- 0271 Closer parking.
- 0272 I did not see any negatives. I was fortunate to have good teachers.
- 0282 Make sure all professors speak clear English so they are easy to understand.
- 0293 The College needs to support and value the excellent instructors they have. I was deeply saddened by the news of the recent strike and I know that the instructors did so only because of the position they were put in. Value these teachers!
- 0298 Possibly ask for opinions from students regarding courses that were not offered at Harper. I was very disappointed that in 7.5 years at Harper, a particular "Topics" class on Trends in Business was never offered. Even after graduating I would still be interested in taking that specific class.
- 0303 I always felt that my instructors were extremely qualified. It would have been helpful though to have a required computer class to assist me with my limited technical knowledge. I was very pleased overall with my instruction from Harper.
- 0305 A little more challenging to prepare students for 4 year institutions.
- 0314 Keep adding new technology classes as soon as they are discovered - cutting edge technologies are a big draw to lure students to the campus.
- 0320 Parking, class enrollment and registration. Students should not have to pay on all those improvements & other misc. charges.
- 0339 More office hours required for teachers.
- 0353 Listen to the students some faculty prejudice - especially felt disconnected against for being disabled a few instructors completely disregarded reasonable accommodations.
- 0356 Have more web base courses available for students who are unable to attend a classroom environment for whatever reason.
- 0362 Upgraded class rooms.
- 0363 Less homework, and better instruction.
- 0365 Continue seeking qualified educators - pay them well - it is well deserved.
- 0370 More hands on.

0372 Some adjunct faculty are not the most exceptional teachers.

0388 Need to be more clear and timely when informing students when classes are cancelled. I had registered for a class at your Northeast Center campus and two weeks before classes were to begin the class was cancelled due to low enrollment. Thus I was forced to take a Saturday class because all other classes were full.

0397 No comment.

0409 If they could make it more friendly after the 1st week it felt cold and not friendly.
Evaluate all the teachers. We did not fill out teacher evaluations for all classes each year.

0412 Have the staff try and have one on one basis with each of their students.

0413 Weed out the teachers who do not know what they are doing, it is not many, but it pulls down GPA's that should have remained higher.

0422 Not quite sure.

0428 Weekend courses - was only able to take one this way but it helped balance school/personal responsibilities.

0430 I was not prepared how to look for a job with my major which in turn routed me away from what I loved, fashion merchandising.

0436 Would be great to have dept. more centrally located on campus. Increase size of department (location). Advertise and promote plant science/floral dept. Better storage.

0449 I don't think you need more instruction. You have good instructions.

0459 Make sure that the instructor understands the material.

0462 Although overall my experiences at Harper were positive, I would have liked to have been provided with teacher evaluation opportunities to address specific issues with specific teachers.

0464 Allow students to evaluate each teacher each term instead of current system.

0465 By more closely screening it's adjunct faculty. The most dedicated teachers I saw were full-time, which makes sense - but with the part-time teachers, some were ok, some were not. None were as outstanding as the full time staff.

0473 I found that the group projects that were assigned were almost impossible to do, not because of the work itself, but in organizing time to meet with fellow group members. People live all over and most of us worked while in school, so there shouldn't be these activities in a commuting school.

0482 Keep quality of teachers high and have those teachers involved with Child Learning Center since students are in there to observe and do student teaching.

0485 Keep hiring the best teachers and keep the class size low. I got so much one-on-one treatment at Harper, and it really made a difference in my attitude and success.

0493 By treating all students as equal.

0511 The President of Harper can stop trying to fight the faculty and focus on the importance of education instead of wasting the taxpayer's money.

0513	No need for improvement.
0528	Make sure all instructors have a good syllabus/schedule for the class so everyone knows what is expected ahead of time.
0531	Faculty are falling behind the times with the state of the industry.
0538	Encourage teachers to balance text book topics, lecture, and class discussion. I experienced very little class interaction and text books were purchased but not always used.
0540	Teachers need to be more available to students to help with homework and with studies.
0544	So many instructors handed out outlines for the day's lecture and then proceeded to read them to the class. How boring! I think the students are old/sophisticated enough to take notes on their own. Also, many lectures were taken word-for-word from the text book. No wonder people fall asleep in class. A little creativity and excitement goes a long
0546	The only complaint I have with Harper was issues related to registration. On numerous occasions, the attitudes of the workers and their un-willingness to assist in the process almost made me leave the institution. I also was a little miffed when I was interviewed for the Motorola Scholarship - to find out that it was awarded to a part-time employee of Harper.
0555	Having some workshop or seminar for student to go to.
0560	Require professors to have larger office hours, to be more available for help.
0574	Have set time for class to start and end. Like it is in high school. Class started at 8:05 and the day was over at 3:30.
0583	By having standard instructors and then not changing them often.
0589	Expand on tutoring hours and advertise the job placement availability.
0602	Hire math instructors that know effective ways of teaching the courses.
0603	Class sizes smaller.
0604	Availability of courses and times.
0605	I don't know.
0617	It's good already.
0619	Just by making sure that they are always keeping that relationship with the students as if they had been a friend for years. And style wise, they need to always remember to TEACH and not just go through lesson plans like a robot. Always make sure the students
0625	My profession is quality Management, except for one statistics course you have nothing for people who wish to pursue this as a career.
0650	Listen to students comments about professors and teachers and then take action and not just read the comments and do nothing.
0657	The teachers always talk about how they are preparing you for a 4 year institution. When I transferred, I felt like the most stupid person in the class. I think the teachers at Harper should be harder on students.
0664	Frequent evaluation of instructors. I had one instructor that did not care to be there. I had another instructor that had his 'student review' for ten-year before we had a mid-term!
0668	Harper needs to continue expanding the variety in its course selection.

0676 Get adjunct faculty that's well balanced. I had a couple instructors who were over their head with personal issues.

0682 New physics instructors.

0683 Hire teachers that are more interested in their students, their teaching, and the understanding of the course material.

0692 Teachers were fine with me.

0700 Some part-time teachers did not appear well prepared - got the feeling they were stretched too thin and teaching part time for the money, but not fair to the students sometimes! Too many class cancellations by teachers.

0712 Screen adjuncts better - I had 2 that were not very good - they are no longer there.

0719 It's fine.

0726 I believe that by offering the long center hours to the students is a big step on the students side. The College could improve in its instruction by applying theory to real life. These are students who are better learners from hands on the job.

0733 Make sure faculty is available and in tune to students' needs.

0752 To have better instructors in the horticultural area.

0754 The math dept needs work! Some of the teachers are terrible! Also, I was surprised at how many teachers couldn't use a VCR! Or even an overhead projector! This is BASIC equipment.

0761 Overall, I thought instruction was adequate.

0765 The Interior Design program needs serious updating. Some of the instructors are not prepared to answer questions - if you don't know seek out the answer for your students. It's a little frustrating to see everyone gets an 'A' grade. I hear through the grapevine that those who went on to a 4 year college are commenting Harper has taught its students some incorrect things!

0773 I wanted to take the SPA 101 class. The latest the class begins is at 6pm and there is no Saturday class. For people who work full time this is not convenient.

0777 Stricter evaluations and expectations of teachers.

0778 Adding a class or lesson in the Interior Design program on accessorizing would've been helpful.

0793 Instruction is good.

0795 More flexible schedule. Less power points.

0798 Make sure night courses are taught properly.

0800 Nursing Program - focus on testing skills before students fail out.

0802 Have people sit in and evaluate new teachers. Not just once a semester but possibly twice. Also, don't tell them, just show up.

0804 It could become a 4 year university.

0808 My experience in instructors at Harper were from excellent to dreadful. Inconsistency is a huge problem! Student evaluations should be taken seriously. Teachers should speak English clearly.

0811 Teachers who really care and are available. Making final tests available for review – there was a grade calculation error this year found by a student after she had been failed - she really passed - faculty was very non-caring. I wonder how many times this has happened or tests

have been scored wrong since you can't see your final.

0818 More personal interest shown to students. Sometimes I felt like just another body coming down the assembly line.

0820 Better computers.

0835 Keep the best qualified faculty and hire only the best.

0840 Provide a co-op experience - pair along with companies and send the students to work and earn credits at the same time. Providing an opportunity for the student to get some real exposure.

0849 Don't hire doctors who are full of themselves (like the psychology profs).

0856 Giving assignments back in a more timely manner. Also, following through on other assignments given. Sometimes we would be given an assignment for the following week and we would run out of time to discuss it and sometimes the teacher wouldn't collect it. I think another class or two can be added to the curriculum especially at the end because we could have gone more in depth with various things we were working on and we always ran out of time.

0873 T.V.'s and overheads that work - that was a problem frequently.

0875 Although the faculty is proficient, they sometimes have a negative attitude and don't realize it affects student morale. Add more linked courses such as honors

0880 Better availability for part-time teachers.

0884 I was satisfied with my instruction while at Harper College.

0886 More computers available in the main computer lab. More availability for computers with special software like Visual Studio Net.

0893 I don't feel the College needs any improvement in its instruction. I just wish the College was four years instead of only two so I could receive my Bachelor's degree there.

0897 Make more parking available to students. More challenging classes.

0914 Build some type of underground tunnel to go through from building to building.

0915 Make sure instructors listen to students and always try and help.

0918 Keep classes 15 students in class or less.

0920 Have more relevant course work.

0928 Get rid of tenure, although I had mostly excellent instructors, I had some that were "untouchable", who were just jerks.

0930 Instruction is fine.

0935 Quality of instruction was inconsistent - some very good and challenging. Others a bit too easy as far as content and work load. (Two profs I would give high marks to are XXXXXXXXXXXX in biology and XXXXXXXXXXXX in Spanish).

0937 Please, please don't try to improve what is already excellent.

0952 Offer more hands on training.

0958 Some of the part time instructors are a little harder to get a hold of.

0968 Better advising for transfer of credits, I had to retake a lot of gen-ed classes after I transferred.

0973 I was completely satisfied with my instructors, as I have mentioned above.

0984	I have had some really bad instructors. 1) Sometimes they don't speak English (hard to understand), 2) Some don't care, 3) You should have surprise visits, 4) I also had some really great instructors, for example: XXXXXXXXXXXX, English and XXXXXXXXXXXX, Business Law.
0987	Other than making it mandatory that all faculty get back to students when an email or phone call is placed. I think that would be the only thing I would suggest. For me I had one professor who never responded to a voice mail. I heard that several or more times during my attendance.
0994	More hands on and different trainers for different equipment.
0997	More night classes.
1001	I went from an associates degree to starting all over at UIC, 1st year student in Arch program take 9 credit hours at the most. Because that's all they will let me take! I would appreciate it if someone could contact me regarding this - 847-877-8904. Thank you.
1006	To help students understand the class as it goes on to the next step.
1016	Recommended class by advisors.
1022	Improve faculty training/skills, better job placement services.
1044	Have satisfied instructors and professors, pay them enough to like their job, enough to retain the best.
1073	By creating a better program that emphasizes in the majors offered based on a future need of certain credits. By matching with all requirements that a 4 year institution has.
1074	Learn more of the practical end of law.
1081	I think they do a good job.
1084	I honestly thought the instruction was superb. I wouldn't change a thing.
1097	Don't understand this question!
1100	Often times classes that I needed to take were only offered at the same time so I would have to wait to take a class and take another class in the mean time.
1103	Have the instructors show up for class.
1105	Updated technology for anatomy and physiology classes. New kitchens and equipment. (I believe were under construction when I left).
2000	More diversity in teaching styles.
2002	More teachers that care, less teachers that are there to fill spaces.

Survey ID Q32 How can the College improve in its services?

0002	Writing Center. There are always so many students in Writing Center. I suggest that it needs more teachers in there.
0026	Become four year college.
0034	Make the registration office more functional.
0053	I cannot think of anything.
0054	Offer more variety of evening courses, also offer more online or self disciplined courses.
0062	Parking has been a huge problem since the campus opened. (I was a student at that

- time). Many of my friends will not attend Harper because of this. How about a parking garage or two. It would open more land for expansion and certainly be a convenience
- 0067 The services are great already. I never got different answers to the same questions like I have at other colleges.
- 0069 Have teachers care more about their students and get teachers that speak English.
- 0094 Have a list of classes that do not transfer to area universities.
- 0120 Students who have already transferred, especially out of state, should be able to request transcripts. I couldn't get one from Florida. I had to have someone forge my signature and then send it to me. That is ridiculous.
- 0135 Do a study on the Constitution test and its answer key. I studied the guide I picked up at the bookstore. When I took the test and got my score, many were marked wrong that I .knew were right according to the study guide. (I still passed). I talked with a couple of ladies in the office and we looked up some of those answers and they were as baffled as I as to why the answers were marked incorrect when the guide clearly proved the answers correct. I wondered if other students were studying this guide and perhaps failing because either the study guide was wrong or the master key was. I hope it got reviewed because it was unsettling. The ladies I talked to said they'd pass it on to management or whomever was in charge. I asked them to let me know what happened but I never got the call. That was really my only complaint at Harper. Otherwise, the instructors and education I received at Harper were all first rate.
- 0144 Parking is horrible. Especially in winter. Should have shuttles to bring you to parking lots. Would also help with security.
- 0152 Make sure students only take courses needed for transferring in their major.
- 0166 Doing well.
- 0167 I never understood why the enrollment in the mechanical engineer courses were low. Could it be advertising or the lack of? Many classes were cancelled because of it.
- 0173 Why did I have to pay an additional \$20 to receive a piece of paper stating I earned a certificate in FSM, was the two-thousand some dollars for tuition not enough? Listen to Harper staff or change something, so teachers are not bitching about the College.
- 0175 As stated from above, BSN Program. I would love that if Harper would offer BSN. Many nurses I work with agree. Please let me know what the plan is.
- 0177 Services are fine.
- 0193 Nothing.
- 0202 Keep being the best 2 year community college with the best reputation!
- 0205 a) More courses on line - for people with very busy lives, b) Try offering bachelors degrees in the future - at least in science and education. C) School should have its own Pace bus at reduced fees for students, every hour 6am - 10pm.
- 0214 The school needs to address this issue instantly because if you give great service throughout and screw up at the end with the transfer transcript it is all for naught. Also, other people complain of the same problem with the registrars office.

- 0224 Upgrade the equipment for electronics program (lab/test equipment).
- 0226 Have grades available online, not only through the mail. Use blackboard more often. I think it'll help both students and teachers.
- 0227 More parking availability for students and make them more convenient (distance wise). Make registration books of classes available to all students (mail them out) instead of having 4 large books in the student centers for everyone to share.
- 0231 Keep tuition affordable. Continue to improve parking - when I needed them, handicapped spaces were still too far from entrances.
- 0239 Have computer labs for each building other than lecture buildings.
- 0240 Again the library, but also canceling for majors and transfers could be improved.
- 0258 I truly enjoyed my experience at Harper College. Thank you. Services at Harper were very helpful.
- 0262 Harper is a very warm, service oriented college.
- 0271 Offer more out of town classes.
- 0272 Offer bachelors/masters degree programs and keep the teachers you have. Teachers at Roosevelt consistently "trip up" on mathematical formulas, wasting at least 30 minutes worth of lecture time trying to find their errors. I never had that happen at Harper.
- 0279 Greater flexibility for childcare services for non-traditional students.
- 0282 Provide more classes between 2pm - 5pm. Students who have morning and evening classes often have a large gap during this time because not many classes are offered.
- 0293 By supporting its faculty and allowing them to do what they love the most - which is teaching. All one would have to do is visit any instructor's classroom to see that they love what they're doing. Support that. Don't destroy it.
- 0298 Have a special optional orientation for every student that enrolls at Harper for the first time (especially older students, such as myself) to explain things I had to figure out for myself, (how the credits work, learning how to study again after 25 years out of school) where things are located, the grading and honor society process. Also, at graduation, there should be an announcement at the end that students were able to get pictures with their families. No announcement was made and many students followed in a line to turn in cap and gown not knowing.
- 0303 I have been very satisfied with the services from Harper. I would recommend the College highly, you have supported and served me well!
- 0305 No answer. Not sure, it's been some time so I don't recall.
- 0314 Make classes that require specialized software less expensive to students working toward degrees or certificates. The AutoCAD classes are far too expensive for a student - unless it is being taken as "Continuing Education" and being paid for by an employer.
- 0320 Parking - a big problem & challenge.
- 0339 More visible with job placement information.
- 0353 Need only 1 more non-credit class LNCII. It has not been offered. Really worked hard toward

LNC certificate and for 3 years have been waiting for LNCII class.

0356 No need to improve in this area.

0362 Better advisors.

0363 Better cooperation with four year colleges.

0365 Make sure everyone is aware of the tutor area - this was very helpful - the student should not feel intimidated to attend.

0376 Better prepare students for transfer to a 4 year university.

0380 Need more advisors who can be available sooner, when needed. More flexibility!

0397 No comment.

0409 More close parking. Honestly I was never happy with advising. I always got a run around when I went there. Give more news to events on campus, find more info when students start and keep them posted on seminars and events related to their field of study.

0412 Have better building labeling, at times it can be rather difficult to find certain buildings.

0413 The services at Harper are good, but if you want extra help shadow DePaul University, they have an amazing setup.

0416 Make sure that students who are going to graduate in the next semester know what they are supposed to do to get their degree.

0422 Become a 4 year college - has everything to offer.

0428 Continue textbook by mail program. Sponsor/off RNCLEX prep classes at Harper each spring after graduation.

0430 Assist in job placement.

0436 One of my complaints: 1) inability to complete 2 year program in 2-3 years. Classes I need have been canceled due to low enrollment, 2) having to pay so far in advance or class is cancelled on you.

0449 I like Harper College service, I never had any problem with a service. Whatever I requested from the College, I got it ASAP.

0459 Reduce lines students have to wait in, i.e. registration/payment. Have a back-up plan if computers go down or are slow.

0462 I wish Harper would work with NIU (the way Rockford College has) to offer upper level classes on Harper's campus.

0464 Great services - even for "older" students.

0473 Through family members I have experienced trouble with deaf/hard of hearing student tutors. You only made them available for certain classes. For him you were basically deciding for him what classes he would fail because he didn't have any help. This was especially bad for the classes that reflect his major. He's a great student, but how well would you do if you couldn't hear the class?

0482 A few of the classes I wanted to take never met because of when they were offered (the attendance wasn't what it needed to be). I'm not sure how to get around this problem but it did take me a semester or two more to graduate because of this.

0485 Hire more advisors. I saw a few different advisors while I attended Harper, but they weren't really that helpful. They were nice, but ultimately I decided to plan my education on my own and it worked out better.

0486 4 year college.

0493 By listening.

0511 The required initiation for all entering students could be filled with useful information, such as how the library works, etc., instead of rhapsodizing about nothing. Also, the student center is in a terrible location and it is no surprise that no one goes there.

0513 No need for improvement.

0540 Counselors have to be available more to students. There needs to be a better understanding of the needs of the students.

0546 The registration process should be designed to help students without sending them away because they don't have proper paperwork related to payment. The institution's first priority should be for the benefit of the student - not the money. The College has numerous options to collect fees at any time after registration.

0553 Making financial aid more straight forward. I had to go back several times because of misinformation from Office of Financial Aid.

0555 Do survey to understand what to improve.

0574 The services are fine the way they are.

0583 By providing text book availability in this semester itself for the upcoming semester. To enroll in a class we should know what books are used to get a view of the courses.

0589 Parking is very difficult for students. Perhaps reduce the number of parking spaces for handicap and faculty and increase parking spaces for the students - if you survey the parking lots in the evening check how many empty spaces are available in these areas.

0603 Keep advisors up to date and more communication between them.

0605 The buildings stink being so far apart.

0617 I think it's good.

0619 Just always make sure everything is available to satisfy a student.

0625 None of the colleges I have attended have had advisors/counselors that knew their front sides from their backsides. This area could use some real improvement. Just getting the same story twice would be nice.

0626 After 4 years of classes for the ITP program it should be listed as an AA degree. One should be able to get a degree rather than a certificate.

0650 Give more information out about the many and variety services offered by Harper.

0657 The guidance counselor I had made me take a lot of classes I didn't need to take and I wasn't aware of this until I spent an extra thousand dollars. I think the counselors should know what they are talking about.

0664 Update computers in labs.

0676 Admissions/Business/Registrar's office could be better. They give out incorrect

information at times.

0682 Offer more parking.

0683 Require students to meet with an academic advisor each semester. Also, check in advance if credits transfer.

0692 Better parking, cheaper books.

0700 Basically, keep striving for teacher excellence!

0712 Parking. I understand there is construction going on, but if a lot will be closed temporarily - have teachers give students a heads up. I was late to class because I had to park on other side of school.

0719 Library regulations need to be lightened up.

0726 By offering more morning classes (starting at 6:30am). Their services are great and there is always room for improvement.

0754 Sometimes registering online can be a problem because sometimes the registrar loses the info. Teachers/staff need to order A/V equipment 24 hours in advance NOT 30 minutes before. Very bad!

0761 Become a four year school so that I can return to finish my Bachelors Degree.

0765 The materials handed out are so old it's sad - update them. Things that are 10 years old, are old! Some things have been copied so many times you couldn't read them (save an original - this wouldn't happen). Projects worked on are old - students 6-7 years ago did the same thing.

0778 It would be great if Harper could become a four year college or offer 4 year degrees.

0788 The counselors were not very helping in assisting in further education. I was/am very interested in a four year degree and felt there was little to no assistance in choosing a 4 year college, let alone deciding on a major or career.

0793 I received my AA 3 years back, services were fine. I recommend others to go to Harper College. It's a good college.

0795 More flexible schedule.

0798 Better parking, better hours for night classes.

0800 Four year school.

0804 If it could hold classes from other 4 year universities, so it would be more convenient for students from NW suburbs.

0808 Advisement must be emphasized more and they should find out important details students need to know. Such as: better explanations of what catalog means and its importance and make options of help in classes more comfortable and obvious.

0811 See response to Q31 and get the nursing program organized.

0818 I had a BS degree already prior to attending Harper, so I didn't really use any services.

0840 Assist students in job placements.

0849 Get rid of lakes and move parking closer, cheaper textbooks, and more equipment in weight room.

0856 I live out of district and maybe once I received new course info. I had to track the info down

- myself. I was always given late registration times and a few times the classes were full and I had to get permission from the teacher to take the class and one time I couldn't get in. That was very frustrating.
- 0873 Better parking lot security at night. I had my car damaged by a hit and run, also came out to find my alarm status on alert at night meaning someone touched the car.
- 0875 Your services are excellent! You can improve them by making more students and community members realize that they are available.
- 0880 Put the letters back on the building (the person who took them off is an idiot). We pay teacher's salaries, so give us better parking. Get rid of the B parking. Lower the prices on books.
- 0884 I was satisfied with what was offered to me.
- 0885 ELT needs more enrollment and class availability.
- 0893 No response. I didn't use the services provided as much as I could have so not too sure how to improve them.
- 0897 Cops.
- 0903 Perhaps the College could advertise its services better by utilizing email.
- 0911 I transferred to a 4 year university with my associates degree, but it took me 3 more years at a university because I was seen as a sophomore level that had not started taking upper level psychology or education classes yet.
- 0916 For me personally, I was truly disappointed when three classes I was truly interested in never came to fruition (paleontology, physical anthropology & historical geology).
Offer more life and natural sciences, please. Otherwise no complaints.
- 0918 Make classes which students need.
- 0920 Create new programs.
- 0928 I wouldn't know.
- 0930 Online courses, providing more courses (such as program for obtaining teaching certification for secondary levels).
- 0935 Covered walkways from parking lots!
- 0937 Become a four-year institution!
- 0939 New dental hygiene clinic.
- 0965 Make all the services available to students, better advertised.
- 0968 Better advising.
- 0973 The services I needed were of adequate help, though I know there was much more if I would have needed it.
- 0984 Hire more advising, have tutoring at night and on the weekend.
- 0987 I cannot think of anything. I actually was impressed by my Harper experience.
- 0997 Can't think of anything.
- 1001 I'm not happy with my transfer to UIC. They felt that the architecture program was not up to par, "to technical". But I feel that I had learned more and benefited more from Harper's Architecture Program. I hope the same thing does not happen to me any more.

1006	Need locker to put books in. Since we don't want to carry all our books to each building.
1022	Job placement services, improved and more accurate career information, job/salary expectations after graduation.
1044	I wish the school Board of Directors was more effective in dealings with teacher's schedules. More respectful of their demands. Teacher satisfaction at this school greatly reflects drop out rates. Their salaries are literally next to nothing. They are the ones to shape our views and they do make a difference.
1073	Creating better schedules and acquiring modern technology.
1074	Registration was always a pain.
1081	I think it would be helpful to have more computers around, but there may be more now than 2 years ago.
1090	Improve parking in location to class buildings.
1097	Some staff/employees did not always make things easy. It would help to have staff that put the student first.
1103	Send class schedules out to out of area enrolled students and alumni - perhaps an email reminder to check it on the internet?
1105	Better accessibility/the lifts always broke down.
2002	Treat us like human being and less like animals. There more concerns about diversity and other cultures than for your average white student.

Survey ID

General Comments

0054	Re: Q34 - responded 'no' only because I don't feel that Harper affected my current job status.
0069	Re: Q34 - Going back to school.
0272	There's only one other HC grad at my company and he's a supervisor of another section and doing well.
0436	Re: Q34 Supervisor questionnaire - they already know I continue to stay active by taking more classes.
0473	Re: Q34 - I would if Harper had something to do with getting me hired but they weren't.
0643	Re: Q4 - Highest degree planned to earn--Associate's degree.
0754	Re: Q34 - No, because I am leaving in 2 weeks and becoming a student aide at Concordia because I have qualified for work study.
0873	My supervisor/director is a part time instructor at Harper College.
0916	Am returning this fall to obtain more credit before finishing bachelors at NIU.
0937	Re: Q34:Supervisor is not receptive.

Graduate Survey Forms

- This Page Left Blank Intentionally -

Harper College 2002 Graduate Survey

Congratulations on your graduation from Harper College. In order to improve programs and services, faculty and administrators need your feedback concerning the time you spent at Harper College. Please take a few minutes to fill out the following survey and return it in the enclosed self-addressed, postage-paid, envelope.

O	0	0	0
f	1	1	1
f	2	2	2
i	3	3	3
c	4	4	4
e	5	5	5
U	6	6	6
s	7	7	7
e	8	8	8
	9	9	9

SECTION A:

1. What was your primary educational objective when you attended Harper College? Mark **ONE** response.

- ☐ a. Transfer to a four year institution
☐ b. Prepare to enter the work force
☐ c. Improve skills for current job
☐ d. Prepare to change careers
☐ e. Personal enrichment
☐ f. Other, specify: _____

2. To what extent were you successful in achieving your educational objective?

- ☐ a. Very successful
☐ b. Successful
☐ c. Somewhat successful
☐ d. Not at all successful

3. Do you plan to continue your education in the future?

- ☐ a. Yes
☐ b. No

4. If your response to question 3 is yes, what is the highest degree you plan to earn?

- ☐ a. Bachelors Degree
☐ b. Masters Degree
☐ c. Doctorate Degree
☐ d. Professional Degree

5. Please rate how your education at Harper College helped you in each of the following areas.

Not helpful at all
 Not very helpful
 Helpful
 Extremely helpful

- | | |
|---|---|
| a. Ability to verbally communicate effectively | <input type="radio"/> <input type="radio"/> <input type="radio"/> <input type="radio"/> |
| b. Ability to communicate in writing effectively | <input type="radio"/> <input type="radio"/> <input type="radio"/> <input type="radio"/> |
| c. Ability to understand scientific concepts | <input type="radio"/> <input type="radio"/> <input type="radio"/> <input type="radio"/> |
| d. Ability to explain and apply the scientific method | <input type="radio"/> <input type="radio"/> <input type="radio"/> <input type="radio"/> |
| e. Ability to appreciate other points of view | <input type="radio"/> <input type="radio"/> <input type="radio"/> <input type="radio"/> |
| f. Ability to appreciate diversity and other cultures | <input type="radio"/> <input type="radio"/> <input type="radio"/> <input type="radio"/> |
| g. Ability to identify, develop and solve quantitative problems | <input type="radio"/> <input type="radio"/> <input type="radio"/> <input type="radio"/> |
| h. Ability to use computers and technology | <input type="radio"/> <input type="radio"/> <input type="radio"/> <input type="radio"/> |

6. Please rate the instruction at Harper College.

Not applicable
 Poor
 Average
 Good
 Excellent

- | | |
|---------------------------------|---|
| a. Class size | <input type="radio"/> <input type="radio"/> <input type="radio"/> <input type="radio"/> |
| b. Quality of instruction | <input type="radio"/> <input type="radio"/> <input type="radio"/> <input type="radio"/> |
| c. Course content | <input type="radio"/> <input type="radio"/> <input type="radio"/> <input type="radio"/> |
| d. Fairness of grading | <input type="radio"/> <input type="radio"/> <input type="radio"/> <input type="radio"/> |
| e. Faculty teaching ability | <input type="radio"/> <input type="radio"/> <input type="radio"/> <input type="radio"/> |
| f. Faculty concern for students | <input type="radio"/> <input type="radio"/> <input type="radio"/> <input type="radio"/> |
| g. Faculty availability | <input type="radio"/> <input type="radio"/> <input type="radio"/> <input type="radio"/> |

7. How would you rate the following programs and services at Harper College in terms of how they met your needs as a student?

Knew about but didn't use
 Didn't know it existed
 Poor
 Average
 Good
 Excellent

- | | |
|---|---|
| a. Advising about courses to take for transfer | <input type="radio"/> <input type="radio"/> <input type="radio"/> <input type="radio"/> |
| b. Assistance with deciding your major or career goal | <input type="radio"/> <input type="radio"/> <input type="radio"/> <input type="radio"/> |
| c. Assistance with job placement | <input type="radio"/> <input type="radio"/> <input type="radio"/> <input type="radio"/> |
| d. Access for the disabled on campus | <input type="radio"/> <input type="radio"/> <input type="radio"/> <input type="radio"/> |
| e. Location of the Student Center | <input type="radio"/> <input type="radio"/> <input type="radio"/> <input type="radio"/> |
| f. Usefulness of the student hand-book/date-book | <input type="radio"/> <input type="radio"/> <input type="radio"/> <input type="radio"/> |
| g. Availability of computers for out-of-class use | <input type="radio"/> <input type="radio"/> <input type="radio"/> <input type="radio"/> |
| h. Admissions | <input type="radio"/> <input type="radio"/> <input type="radio"/> <input type="radio"/> |
| i. Registration procedures | <input type="radio"/> <input type="radio"/> <input type="radio"/> <input type="radio"/> |

8. How would you rate the convenience of the courses taken in terms of their location?

Not applicable
 Not convenient
 Convenient
 Very convenient

- | | |
|--|---|
| a. Harper main campus (Palatine) | <input type="radio"/> <input type="radio"/> <input type="radio"/> <input type="radio"/> |
| b. Northeast Center (Wheeling) | <input type="radio"/> <input type="radio"/> <input type="radio"/> <input type="radio"/> |
| c. WEB or Internet based (from home or office) | <input type="radio"/> <input type="radio"/> <input type="radio"/> <input type="radio"/> |
| d. Other, specify: _____ | <input type="radio"/> <input type="radio"/> <input type="radio"/> <input type="radio"/> |

Please continue the survey on the other side

PN 03-100

SECTION B: This section should be completed by those who are currently enrolled in college. If not currently enrolled in college, please skip this section and go to section C.

9. Which of the following best describes your current educational status?
- ☐ a. Full-time student (12 credit hrs or more)
☐ b. Part-time student
10. How would you describe your current major?
- ☐ a. Same as my Harper major
☐ b. Related to my Harper major
☐ c. Entirely new area
11. Did all of your Harper College credits transfer to your current institution?
- ☐ a. Yes
☐ b. No
12. If your response to question 11 is no, what was the main reason? Mark **ONE** response.
- ☐ a. Some credits would transfer as elective only
☐ b. Entirely new field of study at transfer institution
☐ c. Grades were not high enough to earn transfer credits
☐ d. Other, specify: _____
13. Have you taken additional courses at Harper since receiving your degree or certificate?
- ☐ a. Yes
☐ b. No
14. If your response to question 13 is yes, what type of courses have you taken? Mark **ALL** that apply.
- ☐ a. Credit courses
☐ b. Continuing Education courses (non-credit)
15. How would you rate your Harper education in terms of how well it prepared you for continuing your education?
- ☐ a. Excellent
☐ b. Good
☐ c. Average
☐ d. Poor
16. What is your current major/course of study? _____
17. Which institution do you currently attend?
- ☐ a. Columbia College in Chicago
☐ b. DePaul University
☐ c. Elmhurst College
☐ d. Illinois State University
☐ e. Northeastern Illinois University
☐ f. Northern Illinois University
☐ g. Roosevelt University
☐ h. University of Illinois at Champaign Urbana
☐ i. University of Illinois at Chicago
☐ j. Harper Community College
☐ k. Other, specify: _____

Please continue the survey on the next page

SECTION C: This section should be completed by those who are currently employed full-time or part-time. If you are not employed, please skip this section and go to section D.

18. How would you describe your employment status?
- ☐ a. Employed full-time - 30 hours or more per week
☐ b. Employed part-time - less than 30 hours per week
☐ c. Full-time military service
19. What is your job title? _____
20. How long have you had your present job?

21. When did you obtain your current job?
☐ a. Before attending Harper
☐ b. While attending Harper
☐ c. After graduating from Harper
22. If you obtained your current job after graduating from Harper, how long did you actively seek employment before obtaining your present job?

23. How would you describe your job in terms of your major at Harper College?
☐ a. Directly related to my Harper major
☐ b. Somewhat related to my Harper major
☐ c. Not at all related to my Harper major
24. How would you rate your Harper education in terms of how well it prepared you to perform your current job?
☐ a. Excellent
☐ b. Good
☐ c. Average
☐ d. Poor
25. How did your Harper College education help you? Mark ALL that apply.
- ☐ a. Obtain present job
☐ b. Increase in salary
☐ c. Promotion
☐ d. Better position with new employer
☐ e. Other, specify: _____
26. How satisfied are you with your present job?
☐ a. Very satisfied
☐ b. Somewhat satisfied
☐ c. Neutral
☐ d. Somewhat dissatisfied
☐ e. Very dissatisfied
27. Mark the range that best describes your annual gross income.
- ☐ a. Less than \$14,999
☐ b. \$15,000 to \$24,999
☐ c. \$25,000 to \$34,999
☐ d. \$35,000 to \$44,999
☐ e. \$45,000 to \$54,999
☐ f. \$55,000 or more

SECTION D: Please comment on your Harper experience.

28. Would you recommend Harper College to your friends and family?
29. Would you return to Harper for educational or personal enrichment courses in the near future?
- | | Definitely would not | Probably would not | Uncertain | Probably would | Definitely would |
|---|--------------------------|--------------------------|--------------------------|--------------------------|--------------------------|
| 28. Would you recommend Harper College to your friends and family? | <input type="checkbox"/> | <input type="checkbox"/> | <input type="checkbox"/> | <input type="checkbox"/> | <input type="checkbox"/> |
| 29. Would you return to Harper for educational or personal enrichment courses in the near future? | <input type="checkbox"/> | <input type="checkbox"/> | <input type="checkbox"/> | <input type="checkbox"/> | <input type="checkbox"/> |

Please continue the survey on the other side

30. What did you like best at Harper College? _____

31. How can the College improve in its instruction? _____

32. How can the College improve in its services? _____

33. Would you like to receive information about the Harper Alumni Association?

- ☐ a. Yes
☐ b. No

If yes, please provide your name and address.

Name: _____

Address: _____

City: _____

State: _____ Zip Code: _____

34. May we have your permission to send your supervisor a questionnaire regarding how well graduates of Harper College perform on the job?

- ☐ a. Yes
- ☐ b. No

If yes, please provide your supervisor's name and title and your company's name and address.

Supervisor's name: _____

Title: _____

Name of company: _____

Company address: _____

City: _____

State: _____ Zip Code: _____

Thank you for completing this survey

Appendix

- This Page Left Blank Intentionally -

This appendix contains counts and percentages of responses to survey questions by Certificate/Degree where there were at least 5 respondents.

AA (144 Respondents out of 554)

1. What was your primary educational objective when you attended Harper College?

		N	%
a.	Transfer to a four year institution	117	81.3
b.	Prepare to enter the work force	9	6.3
c.	Improve skills for current job	3	2.1
d.	Prepare to change careers	8	5.6
e.	Personal enrichment	7	4.9

2. To what extent were you successful in achieving your educational objective?

		N	%
a.	Very successful	100	69.4
b.	Successful	37	25.7
c.	Somewhat successful	6	4.2
d.	Not at all successful	1	.7

3. Do you plan to continue your education in the future?

		N	%
a.	Yes	137	95.1
b.	No	7	4.9

4. If your response to question 3 is yes, what is the highest degree you plan to earn?

		N	%
a.	Bachelors Degree	38	26.4
b.	Masters Degree	84	58.3
c.	Doctorate Degree	12	8.3
d.	Professional Degree	5	3.5

5. Please rate how your education at Harper College helped you in each of the following areas.

a.	Ability to verbally communicate effectively	N	%
	Extremely helpful	38	26.4
	Helpful	94	65.3
	Not very helpful	9	6.3
	Not helpful at all	2	1.4

b.	Ability to communicate in writing effectively	N	%
	Extremely helpful	48	33.3
	Helpful	84	58.3
	Not very helpful	7	4.9
	Not helpful at all	3	2.1

c.	Ability to understand scientific concepts	N	%
	Extremely helpful	31	21.5
	Helpful	93	64.6
	Not very helpful	15	10.4
	Not helpful at all	4	2.8

d.	Ability to explain and apply the scientific method	N	%
	Extremely helpful	25	17.4
	Helpful	91	63.2
	Not very helpful	21	14.6
	Not helpful at all	5	3.5

e.	Ability to appreciate other points of view	N	%
	Extremely helpful	56	38.9
	Helpful	72	50.0
	Not very helpful	13	9.0
	Not helpful at all	2	1.4

f.	Ability to appreciate diversity and other cultures	N	%
	Extremely helpful	58	40.3
	Helpful	64	44.4
	Not very helpful	19	13.2
	Not helpful at all	0	0.0

g.	Ability to identify, develop and solve quantitative problems	N	%
	Extremely helpful	36	25.0
	Helpful	88	61.1
	Not very helpful	18	12.5
	Not helpful at all	0	0.0

h.	Ability to use computers and technology	N	%
	Extremely helpful	28	19.6
	Helpful	78	54.5
	Not very helpful	29	20.3
	Not helpful at all	8	5.6

6. Please rate the instruction at Harper College.

a.	Class size	N	%
	Excellent	63	43.8
	Good	66	45.8
	Average	13	9.0
	Poor	2	1.4
	Not applicable	0	0.0

b.	Quality of instruction	N	%
	Excellent	62	43.1
	Good	58	40.3
	Average	21	14.6
	Poor	2	1.4
	Not applicable	0	0.0

c.	Course content	N	%
	Excellent	49	34.0
	Good	76	52.8
	Average	19	13.2
	Poor	0	0.0
	Not applicable	0	0.0

d.	Fairness of grading	N	%
	Excellent	49	34.0
	Good	69	47.9
	Average	25	17.4
	Poor	1	.7
	Not applicable	0	0.0

e.	Faculty teaching ability	N	%
	Excellent	54	37.5
	Good	67	46.5
	Average	19	13.2
	Poor	4	2.8
	Not applicable	0	0.0

f.	Faculty concern for students	N	%
	Excellent	46	31.9
	Good	67	46.5
	Average	25	17.4
	Poor	6	4.2
	Not applicable	0	0.0

g.	Faculty availability	N	%
	Excellent	47	32.6
	Good	66	45.8
	Average	26	18.1
	Poor	4	2.8
	Not applicable	0	0.0

7. How would you rate the following programs and services at Harper College in terms of how they met your needs as a student?

a.	Advising about courses to take for transfer	N	%
	Excellent	44	30.6
	Good	31	21.5
	Average	28	19.4
	Poor	18	12.5
	Didn't know it existed	4	2.8
	Knew about but didn't use	17	11.8

b.	Assistance with deciding your major or career goal	N	%
	Excellent	21	14.6
	Good	34	23.6
	Average	43	29.9
	Poor	16	11.1
	Didn't know it existed	4	2.8
	Knew about but didn't use	24	16.7

c.	Assistance with job placement	N	%
	Excellent	3	2.1
	Good	13	9.0
	Average	20	13.9
	Poor	12	8.3
	Didn't know it existed	23	16.0
	Knew about but didn't use	68	47.2

d.	Access for the disabled on campus	N	%
	Excellent	14	9.7
	Good	30	20.8
	Average	8	5.6
	Poor	0	0.0
	Didn't know it existed	3	2.1
	Knew about but didn't use	83	57.6

e.	Location of the Student Center	N	%
	Excellent	29	20.1
	Good	52	36.1
	Average	19	13.2
	Poor	6	4.2
	Didn't know it existed	6	4.2
	Knew about but didn't use	26	18.1

f.	Usefulness of the student handbook/date-book	N	%
	Excellent	30	20.8
	Good	50	34.7
	Average	24	16.7
	Poor	7	4.9
	Didn't know it existed	10	6.9
	Knew about but didn't use	20	13.9

g.	Availability of computers for out-of-class use	N	%
	Excellent	42	29.2
	Good	44	30.6
	Average	21	14.6
	Poor	8	5.6
	Didn't know it existed	3	2.1
	Knew about but didn't use	23	16.0

h.	Admissions	N	%
	Excellent	36	25.0
	Good	70	48.6
	Average	27	18.8
	Poor	4	2.8
	Didn't know it existed	2	1.4
	Knew about but didn't use	2	1.4

i.	Registration procedures	N	%
	Excellent	40	27.8
	Good	68	47.2
	Average	23	16.0
	Poor	8	5.6
	Didn't know it existed	1	.7
	Knew about but didn't use	1	.7

8. How would you rate the convenience of the courses taken in terms of their location?

a.	Harper main campus (Palatine)	N	%
	Very convenient	100	69.4
	Convenient	40	27.8
	Not convenient	2	1.4
	Not applicable	0	0.0

b.	Northeast Center (Wheeling)	N	%
	Very convenient	1	.7
	Convenient	11	7.6
	Not convenient	17	11.8
	Not applicable	8	5.6

c.	WEB or Internet based (from home or office)	N	%
	Very convenient	1	.7
	Convenient	25	17.4
	Not convenient	19	13.2
	Not applicable	0	0.0

d.	Other	N	%
	Very convenient	1	.7
	Convenient	3	2.1
	Not convenient	2	1.4
	Not applicable	0	0.0

9. Which of the following best describes your current educational status?

		N	%
a.	Full-time student (12 credit hrs or more)	82	56.9
b.	Part-time student	27	18.8

10. How would you describe your current major?

		N	%
a.	Same as my Harper major	31	21.5
b.	Related to my Harper major	44	30.6
c.	Entirely new area	35	24.3

11. Did all of your Harper College credits transfer to your current institution?

		N	%
a.	Yes	74	51.4
b.	No	34	23.6

12. If your response to question 11 is no, what was the main reason?

		N	%
a.	Some credits would transfer as elective only	16	11.1
b.	Entirely new field of study at transfer institution	1	.7
c.	Grades were not high enough to earn transfer credits	1	.7
d.	Other	16	11.1

13. Have you taken additional courses at Harper since receiving your degree or certificate?

		N	%
a.	Yes	30	20.8
b.	No	83	57.6

14. If your response to question 13 is yes, what type of courses have you taken?

		N	%
a.	Credit courses	20	20.8
b.	Continuing Education courses (non-credit)	8	5.6

15. How would you rate your Harper education in terms of how well it prepared you for continuing your education?

		N	%
a.	Excellent	52	36.1
b.	Good	49	34.0
c.	Average	4	2.8
d.	Poor	5	3.5

17. Which institution do you currently attend?

		N	%
a.	Columbia College in Chicago	2	1.4
b.	DePaul University	6	4.2
c.	Elmhurst College	2	1.4
d.	Illinois State University	11	7.6
e.	Northeastern Illinois University	12	8.3
f.	Northern Illinois University	15	10.4
g.	Roosevelt University	21	14.6
h.	University of Illinois at Champaign Urbana	2	1.4
i.	University of Illinois at Chicago	5	3.5
j.	Harper Community College	4	2.8
k.	Other	28	19.4

18. How would you describe your employment status?

		N	%
a.	Employed full-time – 30 hours or more per week	66	45.8
b.	Employed part-time – less than 30 hours per week	50	34.7
c.	Full-time military service	28	19.4

21. When did you obtain your current job?

		N	%
a.	Before attending Harper	37	25.7
b.	While attending Harper	33	22.9
c.	After graduating from Harper	43	29.9

23. How would you describe your job in terms of your major at Harper College?

		N	%
a.	Directly related to my Harper major	11	7.6
b.	Somewhat related to my Harper major	36	25.0
c.	Not at all related to my Harper major	67	46.5

24. How would you rate your Harper education in terms of how well it prepared you to perform your current job?

		N	%
a.	Excellent	22	15.3
b.	Good	44	30.6
c.	Average	32	22.2
d.	Poor	7	4.9

25. How did your Harper College education help you?

		N	%
a.	Obtain present job	21	14.6
b.	Increase in salary	16	11.1
c.	Promotion	8	5.6
d.	Better position with new employer	15	10.4
e.	Other	42	29.2

26. How satisfied are you with your present job?

		N	%
a.	Very satisfied	34	23.6
b.	Somewhat satisfied	40	27.8
c.	Neutral	21	14.6
d.	Somewhat dissatisfied	13	9.0
e.	Very dissatisfied	5	3.5

27. Mark the range that best describes your annual gross income.

		N	%
a.	Less than \$14,999	42	29.2
b.	\$15,000 to \$24,999	26	18.1
c.	\$25,000 to \$34,999	19	13.2
d.	\$35,000 to \$44,999	16	11.1
e.	\$45,000 to \$54,999	4	2.8
f.	\$55,000 or more	7	4.9

28. Would you recommend Harper College to your friends and family?

		N	%
	Definitely would	106	73.6
	Probably would	25	17.4
	Uncertain	1	.7
	Probably would not	1	.7
	Definitely would not	1	.7

29. Would you return to Harper for educational or personal enrichment courses in the near future?

		N	%
	Definitely would	77	53.5
	Probably would	29	20.1
	Uncertain	22	15.3
	Probably would not	6	4.2
	Definitely would not	0	0.0

33. Would you like to receive information about the Harper Association?

		N	%
a.	Yes	47	32.6
b.	No	85	59.0

34. May we have your permission to send your supervisor a questionnaire regarding how well graduates of Harper College perform on the job?

		N	%
a.	Yes	13	9.0
b.	No	104	72.2

AS (17 Respondents out of 74)

1. What was your primary educational objective when you attended Harper College?

		N	%
a.	Transfer to a four year institution	13	76.5
b.	Prepare to enter the work force	0	0.0
c.	Improve skills for current job	0	0.0
d.	Prepare to change careers	1	5.9
e.	Personal enrichment	1	5.9

2. To what extent were you successful in achieving your educational objective?

		N	%
a.	Very successful	12	70.6
b.	Successful	4	23.5
c.	Somewhat successful	1	5.9
d.	Not at all successful	0	0.0

3. Do you plan to continue your education in the future?

		N	%
a.	Yes	17	100.0
b.	No	0	0.0

4. If your response to question 3 is yes, what is the highest degree you plan to earn?

		N	%
a.	Bachelors Degree	5	29.4
b.	Masters Degree	8	47.1
c.	Doctorate Degree	2	11.8
d.	Professional Degree	2	11.8

5. Please rate how your education at Harper College helped you in each of the following areas.

a.	Ability to verbally communicate effectively	N	%
	Extremely helpful	4	23.5
	Helpful	9	52.9
	Not very helpful	4	23.5
	Not helpful at all	0	0.0

b.	Ability to communicate in writing effectively	N	%
	Extremely helpful	5	11.8
	Helpful	10	58.8
	Not very helpful	2	11.8
	Not helpful at all	0	0.0

c.	Ability to understand scientific concepts	N	%
	Extremely helpful	9	52.9
	Helpful	7	41.2
	Not very helpful	0	0.0
	Not helpful at all	1	5.9

d.	Ability to explain and apply the scientific method	N	%
	Extremely helpful	7	41.2
	Helpful	7	41.2
	Not very helpful	2	11.8
	Not helpful at all	1	5.9

e.	Ability to appreciate other points of view	N	%
	Extremely helpful	2	11.8
	Helpful	14	82.4
	Not very helpful	1	5.9
	Not helpful at all	0	0.0

f.	Ability to appreciate diversity and other cultures	N	%
	Extremely helpful	4	23.5
	Helpful	8	47.1
	Not very helpful	5	29.4
	Not helpful at all	0	0.0

g.	Ability to identify, develop and solve quantitative problems	N	%
	Extremely helpful	9	52.9
	Helpful	7	41.2
	Not very helpful	1	5.9
	Not helpful at all	0	0.0

h.	Ability to use computers and technology	N	%
	Extremely helpful	4	23.5
	Helpful	6	35.3
	Not very helpful	6	35.3
	Not helpful at all	1	5.9

6. Please rate the instruction at Harper College.

a.	Class size	N	%
	Excellent	10	58.8
	Good	6	35.3
	Average	1	5.9
	Poor	0	0.0
	Not applicable	0	0.0

b.	Quality of instruction	N	%
	Excellent	12	70.6
	Good	3	17.6
	Average	1	5.9
	Poor	1	5.9
	Not applicable	0	0.0

c.	Course content	N	%
	Excellent	5	29.4
	Good	9	52.9
	Average	2	11.8
	Poor	0	0.0
	Not applicable	0	0.0

d.	Fairness of grading	N	%
	Excellent	6	35.3
	Good	9	52.9
	Average	2	11.8
	Poor	0	0.0
	Not applicable	0	0.0

e.	Faculty teaching ability	N	%
	Excellent	10	58.8
	Good	4	23.5
	Average	2	11.8
	Poor	1	5.9
	Not applicable	0	0.0

f.	Faculty concern for students	N	%
	Excellent	9	52.9
	Good	5	29.4
	Average	2	11.8
	Poor	1	5.9
	Not applicable	0	0.0

g.	Faculty availability	N	%
	Excellent	8	47.1
	Good	7	41.2
	Average	1	5.9
	Poor	0	0.0
	Not applicable	1	5.9

7. How would you rate the following programs and services at Harper College in terms of how they met your needs as a student?

a.	Advising about courses to take for transfer	N	%
	Excellent	4	23.5
	Good	4	23.5
	Average	4	23.5
	Poor	3	17.6
	Didn't know it existed	0	0.0
	Knew about but didn't use	2	11.8

b.	Assistance with deciding your major or career goal	N	%
	Excellent	4	23.5
	Good	4	23.5
	Average	3	17.6
	Poor	3	17.6
	Didn't know it existed	1	5.9
	Knew about but didn't use	2	11.8

c.	Assistance with job placement	N	%
	Excellent	2	11.8
	Good	2	11.8
	Average	3	17.6
	Poor	0	0.0
	Didn't know it existed	4	23.5
	Knew about but didn't use	6	35.3

d.	Access for the disabled on campus	N	%
	Excellent	2	11.8
	Good	2	11.8
	Average	0	0.0
	Poor	0	0.0
	Didn't know it existed	1	5.9
	Knew about but didn't use	12	70.6

e.	Location of the Student Center	N	%
	Excellent	4	23.5
	Good	5	29.4
	Average	1	5.9
	Poor	1	5.9
	Didn't know it existed	2	11.8
	Knew about but didn't use	3	17.6

f.	Usefulness of the student handbook/date-book	N	%
	Excellent	3	17.6
	Good	4	23.5
	Average	3	17.6
	Poor	1	5.9
	Didn't know it existed	2	11.8
	Knew about but didn't use	4	23.5

g.	Availability of computers for out-of-class use	N	%
	Excellent	3	17.6
	Good	5	29.4
	Average	2	11.8
	Poor	1	5.9
	Didn't know it existed	3	17.6
	Knew about but didn't use	3	17.6

h.	Admissions	N	%
	Excellent	4	23.5
	Good	6	35.3
	Average	4	23.5
	Poor	2	11.8
	Didn't know it existed	0	0.0
	Knew about but didn't use	1	5.9

i.	Registration procedures	N	%
	Excellent	5	29.4
	Good	8	47.1
	Average	3	17.6
	Poor	1	5.9
	Didn't know it existed	0	0.0
	Knew about but didn't use	0	0.0

8. How would you rate the convenience of the courses taken in terms of their location?

a.	Harper main campus (Palatine)	N	%
	Very convenient	14	82.4
	Convenient	2	11.8
	Not convenient	1	5.9
	Not applicable	0	0.0

b.	Northeast Center (Wheeling)	N	%
	Very convenient	1	5.9
	Convenient	1	5.9
	Not convenient	2	11.8
	Not applicable	12	70.6

c.	WEB or Internet based (from home of office)	N	%
	Very convenient	3	17.6
	Convenient	2	11.8
	Not convenient	1	5.9
	Not applicable	10	58.8

d.	WEB or Internet based (from home of office)	N	%
	Very convenient	0	0.0
	Convenient	1	5.9
	Not convenient	0	0.0
	Not applicable	10	58.8

9. Which of the following best describes your current educational status?

		N	%
a.	Full-time student (12 credit hrs or more)	7	41.2
b.	Part-time student	5	29.4

10. How would you describe your current major?

		N	%
a.	Same as my Harper major	1	5.9
b.	Related to my Harper major	7	41.2
c.	Entirely new area	4	23.5

11. Did all of your Harper College credits transfer to your current institution?

		N	%
a.	Yes	6	35.3
b.	No	6	35.3

12. If your response to question 11 is no, what was the main reason?

		N	%
a.	Some credits would transfer as elective only	4	23.5
b.	Entirely new field of study at transfer institution	0	0.0
c.	Grades were not high enough to earn transfer credits	0	0.0
d.	Other	3	17.6

13. Have you taken additional courses at Harper since receiving your degree or certificate?

		N	%
a.	Yes	5	29.4
b.	No	7	41.2

14. If your response to question 13 is yes, what type of courses have you taken?

		N	%
a.	Credit courses	5	29.4
b.	Continuing Education courses (non-credit)	0	0.0

15. How would you rate your Harper education in terms of how well it prepared you for continuing your education?

		N	%
a.	Excellent	7	41.2
b.	Good	3	17.6
c.	Average	1	5.9
d.	Poor	1	5.9

17. Which institution do you currently attend?

		N	%
a.	Columbia College in Chicago	0	0.0
b.	DePaul University	1	5.9
c.	Elmhurst College	0	0.0
d.	Illinois State University	1	5.9
e.	Northeastern Illinois University	0	0.0
f.	Northern Illinois University	2	11.8
g.	Roosevelt University	1	5.9
h.	University of Illinois at Champaign Urbana	1	5.9
i.	University of Illinois at Chicago	0	0.0
j.	Harper Community College	2	11.8
k.	Other	5	29.4

18. How would you describe your employment status?

		N	%
a.	Employed full-time – 30 hours or more per week	10	58.8
b.	Employed part-time – less than 30 hours per week	3	17.6
c.	Full-time military service	4	23.5

21. When did you obtain your current job?

		N	%
a.	Before attending Harper	7	41.2
b.	While attending Harper	2	11.8
c.	After graduating from Harper	4	23.5

23. How would you describe your job in terms of your major at Harper College?

		N	%
a.	Directly related to my Harper major	2	11.8
b.	Somewhat related to my Harper major	5	29.4
c.	Not at all related to my Harper major	7	41.2

24. How would you rate your Harper education in terms of how well it prepared you to perform your current job?

		N	%
a.	Excellent	3	17.6
b.	Good	2	11.8
c.	Average	6	35.3
d.	Poor	2	11.8

25. How did your Harper College education help you?

		N	%
a.	Obtain present job	3	17.6
b.	Increase in salary	3	17.6
c.	Promotion	1	5.9
d.	Better position with new employer	2	11.8
e.	Other	8	47.1

26. How satisfied are you with your present job?

		N	%
a.	Very satisfied	3	17.6
b.	Somewhat satisfied	5	29.4
c.	Neutral	4	23.5
d.	Somewhat dissatisfied	1	5.9
e.	Very dissatisfied	0	0.0

27. Mark the range that best describes your annual gross income.

		N	%
a.	Less than \$14,999	3	17.6
b.	\$15,000 to \$24,999	1	5.9
c.	\$25,000 to \$34,999	1	5.9
d.	\$35,000 to \$44,999	3	17.6
e.	\$45,000 to \$54,999	3	17.6
f.	\$55,000 or more	3	17.6

28. Would you recommend Harper College to your friends and family?

		N	%
	Definitely would	13	76.5
	Probably would	3	17.6
	Uncertain	0	0.0
	Probably would not	0	0.0
	Definitely would not	0	0.0

29. Would you return to Harper for educational or personal enrichment courses in the near future?

		N	%
	Definitely would	10	58.8
	Probably would	3	17.6
	Uncertain	3	17.6
	Probably would not	0	0.0
	Definitely would not	0	0.0

33. Would you like to receive information about the Harper Association?

		N	%
a.	Yes	5	29.4
b.	No	11	64.7

34. May we have your permission to send your supervisor a questionnaire regarding how well graduates of Harper College perform on the job?

		N	%
a.	Yes	0	0.0
b.	No	13	76.5

Accounting Associate (5 Respondents out of 22)

1. What was your primary educational objective when you attended Harper College?

		N	%
a.	Transfer to a four year institution	1	20.0
b.	Prepare to enter the work force	3	60.0
c.	Improve skills for current job	0	0.0
d.	Prepare to change careers	1	20.0
e.	Personal enrichment	0	0.0

2. To what extent were you successful in achieving your educational objective?

		N	%
a.	Very successful	1	20.0
b.	Successful	2	40.0
c.	Somewhat successful	1	20.0
d.	Not at all successful	1	20.0

3. Do you plan to continue your education in the future?

		N	%
a.	Yes	5	100.0
b.	No	0	0.0

4. If your response to question 3 is yes, what is the highest degree you plan to earn?

		N	%
a.	Bachelors Degree	2	40.0
b.	Masters Degree	1	20.0
c.	Doctorate Degree	0	0.0
d.	Professional Degree	1	20.0

5. Please rate how your education at Harper College helped you in each of the following areas.

a.	Ability to verbally communicate effectively	N	%
	Extremely helpful	0	0.0
	Helpful	2	40.0
	Not very helpful	2	40.0
	Not helpful at all	1	20.0

b.	Ability to communicate in writing effectively	N	%
	Extremely helpful	1	20.0
	Helpful	2	40.0
	Not very helpful	1	20.0
	Not helpful at all	1	20.0

c.	Ability to understand scientific concepts	N	%
	Extremely helpful	0	0.0
	Helpful	2	40.0
	Not very helpful	1	20.0
	Not helpful at all	1	20.0

d.	Ability to explain and apply the scientific method	N	%
	Extremely helpful	0	0.0
	Helpful	2	40.0
	Not very helpful	1	20.0
	Not helpful at all	1	20.0

e.	Ability to appreciate other points of view	N	%
	Extremely helpful	0	0.0
	Helpful	2	40.0
	Not very helpful	1	20.0
	Not helpful at all	1	20.0

f.	Ability to appreciate diversity and other cultures	N	%
	Extremely helpful	0	0.0
	Helpful	3	60.0
	Not very helpful	1	20.0
	Not helpful at all	0	0.0

g.	Ability to identify, develop and solve quantitative problems	N	%
	Extremely helpful	1	20.0
	Helpful	2	40.0
	Not very helpful	2	40.0
	Not helpful at all	0	0.0

h.	Ability to use computers and technology	N	%
	Extremely helpful	1	20.0
	Helpful	3	60.0
	Not very helpful	1	20.0
	Not helpful at all	0	0.0

6. Please rate the instruction at Harper College.

a.	Class size	N	%
	Excellent	0	0.0
	Good	3	60.0
	Average	2	40.0
	Poor	0	0.0
	Not applicable	0	0.0

b.	Quality of instruction	N	%
	Excellent	1	20.0
	Good	1	20.0
	Average	3	60.0
	Poor	0	0.0
	Not applicable	0	0.0

c.	Course content	N	%
	Excellent	0	0.0
	Good	2	40.0
	Average	3	60.0
	Poor	0	0.0
	Not applicable	0	0.0

d.	Fairness of grading	N	%
	Excellent	0	0.0
	Good	4	80.0
	Average	1	20.0
	Poor	0	0.0
	Not applicable	0	0.0

e.	Faculty teaching ability	N	%
	Excellent	1	20.0
	Good	2	40.0
	Average	1	20.0
	Poor	1	20.0
	Not applicable	0	0.0

f.	Faculty concern for students	N	%
	Excellent	1	20.0
	Good	2	40.0
	Average	2	40.0
	Poor	0	0.0
	Not applicable	0	0.0

g.	Faculty availability	N	%
	Excellent	1	20.0
	Good	1	20.0
	Average	2	40.0
	Poor	1	20.0
	Not applicable	0	0.0

7. How would you rate the following programs and services at Harper College in terms of how they met your needs as a student?

a.	Advising about courses to take for transfer	N	%
	Excellent	2	40.0
	Good	1	20.0
	Average	1	20.0
	Poor	1	20.0
	Didn't know it existed	0	0.0
	Knew about but didn't use	0	0.0

b.	Assistance with deciding your major or career goal	N	%
	Excellent	1	20.0
	Good	2	40.0
	Average	1	20.0
	Poor	1	20.0
	Didn't know it existed	0	0.0
	Knew about but didn't use	0	0.0

c.	Assistance with job placement	N	%
	Excellent	0	0.0
	Good	1	20.0
	Average	1	20.0
	Poor	1	20.0
	Didn't know it existed	0	0.0
	Knew about but didn't use	2	40.0

d.	Access for the disabled on campus	N	%
	Excellent	2	40.0
	Good	1	20.0
	Average	0	0.0
	Poor	0	0.0
	Didn't know it existed	0	0.0
	Knew about but didn't use	2	40.0

e.	Location of the Student Center	N	%
	Excellent	0	0.0
	Good	1	20.0
	Average	2	40.0
	Poor	0	0.0
	Didn't know it existed	0	0.0
	Knew about but didn't use	2	40.0

f.	Usefulness of the student handbook/date-book	N	%
	Excellent	0	0.0
	Good	2	40.0
	Average	1	20.0
	Poor	0	0.0
	Didn't know it existed	0	0.0
	Knew about but didn't use	2	40.0

g.	Availability of computers for out-of-class use	N	%
	Excellent	2	40.0
	Good	2	40.0
	Average	1	20.0
	Poor	0	0.0
	Didn't know it existed	0	0.0
	Knew about but didn't use	0	0.0

h.	Admissions	N	%
	Excellent	1	20.0
	Good	3	60.0
	Average	1	20.0
	Poor	0	0.0
	Didn't know it existed	0	0.0
	Knew about but didn't use	0	0.0

i.	Registration procedures	N	%
	Excellent	1	20.0
	Good	4	80.0
	Average	0	0.0
	Poor	0	0.0
	Didn't know it existed	0	0.0
	Knew about but didn't use	0	0.0

8. How would you rate the convenience of the courses taken in terms of their location?

a.	Harper main campus (Palatine)	N	%
	Very convenient	2	40.0
	Convenient	3	60.0
	Not convenient	0	0.0
	Not applicable	0	0.0

b.	Northeast Center (Wheeling)	N	%
	Very convenient	0	0.0
	Convenient	1	20.0
	Not convenient	1	20.0
	Not applicable	2	40.0

c.	WEB or Internet based (from home of office)	N	%
	Very convenient	1	20.0
	Convenient	2	40.0
	Not convenient	0	0.0
	Not applicable	1	20.0

9. Which of the following best describes your current educational status?

		N	%
a.	Full-time student (12 credit hrs or more)	0	0.0
b.	Part-time student	3	60.0

10. How would you describe your current major?

		N	%
a.	Same as my Harper major	1	20.0
b.	Related to my Harper major	2	40.0
c.	Entirely new area	0	0.0

11. Did all of your Harper College credits transfer to your current institution?

		N	%
a.	Yes	2	40.0
b.	No	0	0.0

12. If your response to question 11 is no, what was the main reason?

		N	%
a.	Some credits would transfer as elective only	0	0.0
b.	Entirely new field of study at transfer institution	0	0.0
c.	Grades were not high enough to earn transfer credits	0	0.0

13. Have you taken additional courses at Harper since receiving your degree or certificate?

		N	%
a.	Yes	4	80.0
b.	No	0	0.0

14. If your response to question 13 is yes, what type of courses have you taken?

		N	%
a.	Credit courses	3	60.0
b.	Continuing Education courses (non-credit)	0	0.0

15. How would you rate your Harper education in terms of how well it prepared you for continuing your education?

		N	%
a.	Excellent	0	0.0
b.	Good	2	40.0
c.	Average	2	40.0
d.	Poor	0	0.0

17. Which institution do you currently attend?

		N	%
a.	Columbia College in Chicago	0	0.0
b.	DePaul University	0	0.0
c.	Elmhurst College	0	0.0
d.	Illinois State University	0	0.0
e.	Northeastern Illinois University	0	0.0
f.	Northern Illinois University	0	0.0
g.	Roosevelt University	1	20.0
h.	University of Illinois at Champaign Urbana	0	
i.	University of Illinois at Chicago	0	0.0
j.	Harper Community College	1	20.0

18. How would you describe your employment status?

		N	%
a.	Employed full-time – 30 hours or more per week	2	40.0
b.	Employed part-time – less than 30 hours per week	1	20.0
c.	Full-time military service	2	40.0

21. When did you obtain your current job?

		N	%
a.	Before attending Harper	0	0.0
b.	While attending Harper	2	40.0
c.	After graduating from Harper	1	20.0

23. How would you describe your job in terms of your major at Harper College?

		N	%
a.	Directly related to my Harper major	3	60.0
b.	Somewhat related to my Harper major	0	0.0
c.	Not at all related to my Harper major	0	0.0

24. How would you rate your Harper education in terms of how well it prepared you to perform your current job?

		N	%
a.	Excellent	1	20.0
b.	Good	1	20.0
c.	Average	1	20.0
d.	Poor	0	0.0

25. How did your Harper College education help you?

		N	%
a.	Obtain present job	2	40.0
b.	Increase in salary	1	20.0
c.	Promotion	0	0.0
d.	Better position with new employer	1	20.0
e.	Other	1	20.0

26. How satisfied are you with your present job?

		N	%
a.	Very satisfied	1	20.0
b.	Somewhat satisfied	0	0.0
c.	Neutral	1	20.0
d.	Somewhat dissatisfied	1	20.0
e.	Very dissatisfied	0	0.0

27. Mark the range that best describes your annual gross income.

		N	%
a.	Less than \$14,999	1	20.0
b.	\$15,000 to \$24,999	0	0.0
c.	\$25,000 to \$34,999	0	0.0
d.	\$35,000 to \$44,999	2	40.0
e.	\$45,000 to \$54,999	0	0.0
f.	\$55,000 or more	0	0.0

28. Would you recommend Harper College to your friends and family?

		N	%
	Definitely would	2	40.0
	Probably would	2	40.0
	Uncertain	1	20.0
	Probably would not	0	0.0
	Definitely would not	0	0.0

29. Would you return to Harper for educational or personal enrichment courses in the near future?

		N	%
	Definitely would	2	40.0
	Probably would	2	40.0
	Uncertain	1	20.0
	Probably would not	0	0.0
	Definitely would not	0	0.0

33. Would you like to receive information about the Harper Association?

		N	%
a.	Yes	2	40.0
b.	No	3	60.0

34. May we have your permission to send your supervisor a questionnaire regarding how well graduates of Harper College perform on the job?

		N	%
a.	Yes	1	20.0
b.	No	4	80.0

CIS Technical (5 Respondents out of 22)

1. What was your primary educational objective when you attended Harper College?

		N	%
a.	Transfer to a four year institution	0	0.0
b.	Prepare to enter the work force	0	0.0
c.	Improve skills for current job	2	40.0
d.	Prepare to change careers	2	40.0
e.	Personal enrichment	1	20.0

2. To what extent were you successful in achieving your educational objective?

		N	%
a.	Very successful	1	20.0
b.	Successful	0	0.0
c.	Somewhat successful	4	80.0
d.	Not at all successful	0	0.0

3. Do you plan to continue your education in the future?

		N	%
a.	Yes	4	80.0
b.	No	1	20.0

4. If your response to question 3 is yes, what is the highest degree you plan to earn?

		N	%
a.	Bachelors Degree	0	0.0
b.	Masters Degree	3	60.0
c.	Doctorate Degree	0	0.0
d.	Professional Degree	1	20.0

5. Please rate how your education at Harper College helped you in each of the following areas.

a.	Ability to verbally communicate effectively	N	%
	Extremely helpful	0	0.0
	Helpful	2	40.0
	Not very helpful	1	20.0
	Not helpful at all	2	40.0

b.	Ability to communicate in writing effectively	N	%
	Extremely helpful	0	0.0
	Helpful	1	20.0
	Not very helpful	3	60.0
	Not helpful at all	1	20.0

c.	Ability to understand scientific concepts	N	%
	Extremely helpful	0	0.0
	Helpful	5	100.0
	Not very helpful	0	0.0
	Not helpful at all	0	0.0

d.	Ability to explain and apply the scientific method	N	%
	Extremely helpful	0	0.0
	Helpful	4	80.0
	Not very helpful	0	0.0
	Not helpful at all	1	20.0

e.	Ability to appreciate other points of view	N	%
	Extremely helpful	0	0.0
	Helpful	3	60.0
	Not very helpful	2	40.0
	Not helpful at all	0	0.0

f.	Ability to appreciate diversity and other cultures	N	%
	Extremely helpful	0	0.0
	Helpful	2	40.0
	Not very helpful	1	20.0
	Not helpful at all	2	40.0

g.	Ability to identify, develop and solve quantitative problems	N	%
	Extremely helpful	0	0.0
	Helpful	4	80.0
	Not very helpful	1	20.0
	Not helpful at all	0	0.0

h.	Ability to use computers and technology	N	%
	Extremely helpful	3	60.0
	Helpful	2	40.0
	Not very helpful	0	0.0
	Not helpful at all	0	0.0

6. Please rate the instruction at Harper College.

a.	Class size	N	%
	Excellent	0	0.0
	Good	4	80.0
	Average	1	20.0
	Poor	0	0.0
	Not applicable	0	0.0

b.	Quality of instruction	N	%
	Excellent	0	0.0
	Good	3	60.0
	Average	1	20.0
	Poor	1	20.0
	Not applicable	0	0.0

c.	Course content	N	%
	Excellent	0	0.0
	Good	3	60.0
	Average	2	40.0
	Poor	0	0.0
	Not applicable	0	0.0

d.	Fairness of grading	N	%
	Excellent	2	40.0
	Good	2	40.0
	Average	1	20.0
	Poor	0	0.0
	Not applicable	0	0.0

e.	Faculty teaching ability	N	%
	Excellent	1	20.0
	Good	1	20.0
	Average	2	40.0
	Poor	1	20.0
	Not applicable	0	0.0

f.	Faculty concern for students	N	%
	Excellent	1	20.0
	Good	2	40.0
	Average	1	20.0
	Poor	1	20.0
	Not applicable	0	0.0

g.	Faculty availability	N	%
	Excellent	1	20.0
	Good	3	60.0
	Average	1	20.0
	Poor	0	0.0
	Not applicable	0	0.0

7. How would you rate the following programs and services at Harper College in terms of how they met your needs as a student?

a.	Advising about courses to take for transfer	N	%
	Excellent	0	0.0
	Good	1	20.0
	Average	0	0.0
	Poor	1	20.0
	Didn't know it existed	1	20.0
	Knew about but didn't use	1	20.0

b.	Assistance with deciding your major or career goal	N	%
	Excellent	0	0.0
	Good	1	20.0
	Average	0	0.0
	Poor	1	20.0
	Didn't know it existed	0	0.0
	Knew about but didn't use	2	40.0

c.	Assistance with job placement	N	%
	Excellent	0	0.0
	Good	0	0.0
	Average	1	20.0
	Poor	1	20.0
	Didn't know it existed	1	20.0
	Knew about but didn't use	1	20.0

d.	Access for the disabled on campus	N	%
	Excellent	0	0.0
	Good	1	20.0
	Average	1	20.0
	Poor	0	0.0
	Didn't know it existed	0	0.0
	Knew about but didn't use	2	40.0

e.	Location of the Student Center	N	%
	Excellent	0	0.0
	Good	3	60.0
	Average	0	0.0
	Poor	0	0.0
	Didn't know it existed	1	20.0
	Knew about but didn't use	0	0.0

f.	Usefulness of the student handbook/date-book	N	%
	Excellent	0	0.0
	Good	1	20.0
	Average	1	20.0
	Poor	0	0.0
	Didn't know it existed	0	0.0
	Knew about but didn't use	2	40.0

g.	Availability of computers for out-of-class use	N	%
	Excellent	2	40.0
	Good	2	40.0
	Average	0	0.0
	Poor	0	0.0
	Didn't know it existed	0	0.0
	Knew about but didn't use	0	0.0

h.	Admissions	N	%
	Excellent	0	0.0
	Good	4	80.0
	Average	0	0.0
	Poor	0	0.0
	Didn't know it existed	0	0.0
	Knew about but didn't use	0	0.0

i.	Registration procedures	N	%
	Excellent	0	0.0
	Good	4	80.0
	Average	0	0.0
	Poor	0	0.0
	Didn't know it existed	0	0.0
	Knew about but didn't use	0	0.0

8. How would you rate the convenience of the courses taken in terms of their location?

a.	Harper main campus (Palatine)	N	%
	Very convenient	2	40.0
	Convenient	3	60.0
	Not convenient	0	0.0
	Not applicable	0	0.0

b.	Northeast Center (Wheeling)	N	%
	Very convenient	1	20.0
	Convenient	3	60.0
	Not convenient	0	0.0
	Not applicable	1	20.0

c.	WEB or Internet based (from home of office)	N	%
	Very convenient	2	40.0
	Convenient	1	20.0
	Not convenient	0	0.0
	Not applicable	2	40.0

d.	Other	N	%
	Very convenient	0	0.0
	Convenient	1	20.0
	Not convenient	0	0.0
	Not applicable	0	0.0

9. Which of the following best describes your current educational status?

		N	%
a.	Full-time student (12 credit hrs or more)	0	0.0
b.	Part-time student	1	20.0

10. How would you describe your current major?

		N	%
a.	Same as my Harper major	0	0.0
b.	Related to my Harper major	1	20.0
c.	Entirely new area	0	0.0

11. Did all of your Harper College credits transfer to your current institution?

		N	%
a.	Yes	0	0.0
b.	No	1	20.0

12. If your response to question 11 is no, what was the main reason?

		N	%
a.	Some credits would transfer as elective only	1	20.0
b.	Entirely new field of study at transfer institution	0	0.0
c.	Grades were not high enough to earn transfer credits	0	0.0

13. Have you taken additional courses at Harper since receiving your degree or certificate?

		N	%
a.	Yes	1	20.0
b.	No	0	0.0

14. If your response to question 13 is yes, what type of courses have you taken?

		N	%
a.	Credit courses	1	20.0
b.	Continuing Education courses (non-credit)	0	0.0

15. How would you rate your Harper education in terms of how well it prepared you for continuing your education?

		N	%
a.	Excellent	0	0.0
b.	Good	1	20.0
c.	Average	0	0.0
d.	Poor	0	0.0

17. Which institution do you currently attend?

		N	%
a.	Columbia College in Chicago	0	0.0
b.	DePaul University	0	0.0
c.	Elmhurst College	0	0.0
d.	Illinois State University	0	0.0
e.	Northeastern Illinois University	0	0.0
f.	Northern Illinois University	0	0.0
g.	Roosevelt University	0	0.0
h.	University of Illinois at Champaign Urbana	0	0.0
i.	University of Illinois at Chicago	0	0.0
j.	Harper Community College	1	20.0

18. How would you describe your employment status?

		N	%
a.	Employed full-time – 30 hours or more per week	4	80.0
b.	Employed part-time – less than 30 hours per week	0	0.0
c.	Full-time military service	1	20.0

21. When did you obtain your current job?

		N	%
a.	Before attending Harper	3	60.0
b.	While attending Harper	1	20.0
c.	After graduating from Harper	0	0.0

23. How would you describe your job in terms of your major at Harper College?

		N	%
a.	Directly related to my Harper major	0	0.0
b.	Somewhat related to my Harper major	1	20.0
c.	Not at all related to my Harper major	3	60.0
d.	Other	0	0.0

24. How would you rate your Harper education in terms of how well it prepared you to perform your current job?

		N	%
a.	Excellent	0	0.0
b.	Good	1	20.0
c.	Average	2	40.0
d.	Poor	0	0.0

25. How did your Harper College education help you?

		N	%
a.	Obtain present job	0	0.0
b.	Increase in salary	0	0.0
c.	Promotion	1	20.0
d.	Better position with new employer	1	20.0
e.	Other	1	20.0

26. How satisfied are you with your present job?

		N	%
a.	Very satisfied	1	20.0
b.	Somewhat satisfied	0	0.0
c.	Neutral	1	20.0
d.	Somewhat dissatisfied	0	0.0
e.	Very dissatisfied	1	20.0

27. Mark the range that best describes your annual gross income.

		N	%
a.	Less than \$14,999	0	0.0
b.	\$15,000 to \$24,999	1	20.0
c.	\$25,000 to \$34,999	0	0.0
d.	\$35,000 to \$44,999	2	40.0
e.	\$45,000 to \$54,999	0	0.0
f.	\$55,000 or more	1	20.0

28. Would you recommend Harper College to your friends and family?

		N	%
	Definitely would	2	40.0
	Probably would	2	40.0
	Uncertain	0	0.0
	Probably would not	0	0.0
	Definitely would not	0	0.0

29. Would you return to Harper for educational or personal enrichment courses in the near future?

		N	%
	Definitely would	0	0.0
	Probably would	3	60.0
	Uncertain	1	20.0
	Probably would not	0	0.0
	Definitely would not	0	0.0

33. Would you like to receive information about the Harper Association?

		N	%
a.	Yes	0	0.0
b.	No	5	100.0

34. May we have your permission to send your supervisor a questionnaire regarding how well graduates of Harper College perform on the job?

		N	%
a.	Yes	0	0.0
b.	No	5	100.0

Web Development (5 Respondents out of 31)

1. What was your primary educational objective when you attended Harper College?

		N	%
a.	Transfer to a four year institution	0	0.0
b.	Prepare to enter the work force	0	0.0
c.	Improve skills for current job	1	20.0
d.	Prepare to change careers	3	60.0
e.	Personal enrichment	1	20.0

2. To what extent were you successful in achieving your educational objective?

		N	%
a.	Very successful	1	20.0
b.	Successful	3	60.0
c.	Somewhat successful	1	20.0
d.	Not at all successful	0	0.0

3. Do you plan to continue your education in the future?

		N	%
a.	Yes	5	100.0
b.	No	0	0.0

4. If your response to question 3 is yes, what is the highest degree you plan to earn?

		N	%
a.	Bachelors Degree	2	40.0
b.	Masters Degree	2	40.0
c.	Doctorate Degree	0	0.0
d.	Professional Degree	1	20.0

5. Please rate how your education at Harper College helped you in each of the following areas.

a.	Ability to verbally communicate effectively	N	%
	Extremely helpful	1	20.0
	Helpful	2	40.0
	Not very helpful	0	0.0
	Not helpful at all	1	20.0

b.	Ability to communicate in writing effectively	N	%
	Extremely helpful	1	20.0
	Helpful	1	20.0
	Not very helpful	1	20.0
	Not helpful at all	1	20.0

c.	Ability to understand scientific concepts	N	%
	Extremely helpful	0	0.0
	Helpful	3	60.0
	Not very helpful	0	0.0
	Not helpful at all	1	20.0

d.	Ability to explain and apply the scientific method	N	%
	Extremely helpful	0	0.0
	Helpful	3	60.0
	Not very helpful	0	0.0
	Not helpful at all	1	20.0

e.	Ability to appreciate other points of view	N	%
	Extremely helpful	1	20.0
	Helpful	2	40.0
	Not very helpful	0	0.0
	Not helpful at all	1	20.0

f.	Ability to appreciate diversity and other cultures	N	%
	Extremely helpful	3	60.0
	Helpful	1	20.0
	Not very helpful	0	0.0
	Not helpful at all	1	20.0

g.	Ability to identify, develop and solve quantitative problems	N	%
	Extremely helpful	0	0.0
	Helpful	4	80.0
	Not very helpful	0	0.0
	Not helpful at all	0	0.0

h.	Ability to use computers and technology	N	%
	Extremely helpful	4	80.0
	Helpful	1	20.0
	Not very helpful	0	0.0
	Not helpful at all	0	0.0

6. Please rate the instruction at Harper College.

a.	Class size	N	%
	Excellent	3	60.0
	Good	2	40.0
	Average	0	0.0
	Poor	0	0.0
	Not applicable	0	0.0

b.	Quality of instruction	N	%
	Excellent	2	40.0
	Good	3	60.0
	Average	0	0.0
	Poor	0	0.0
	Not applicable	0	0.0

c.	Course content	N	%
	Excellent	1	20.0
	Good	3	60.0
	Average	1	20.0
	Poor	0	0.0
	Not applicable	0	0.0

d.	Fairness of grading	N	%
	Excellent	1	20.0
	Good	3	60.0
	Average	1	20.0
	Poor	0	0.0
	Not applicable	0	0.0

e.	Faculty teaching ability	N	%
	Excellent	0	0.0
	Good	4	80.0
	Average	1	20.0
	Poor	0	0.0
	Not applicable	0	0.0

f.	Faculty concern for students	N	%
	Excellent	0	0.0
	Good	3	60.0
	Average	1	20.0
	Poor	0	0.0
	Not applicable	0	0.0

g.	Faculty availability	N	%
	Excellent	1	20.0
	Good	2	40.0
	Average	1	20.0
	Poor	1	20.0
	Not applicable	0	0.0

7. How would you rate the following programs and services at Harper College in terms of how they met your needs as a student?

a.	Advising about courses to take for transfer	N	%
	Excellent	1	20.0
	Good	1	20.0
	Average	1	20.0
	Poor	0	0.0
	Didn't know it existed	0	0.0
	Knew about but didn't use	2	40.0

b.	Assistance with deciding your major or career goal	N	%
	Excellent	1	20.0
	Good	1	20.0
	Average	0	0.0
	Poor	0	0.0
	Didn't know it existed	2	40.0
	Knew about but didn't use	0	0.0

c.	Assistance with job placement	N	%
	Excellent	0	0.0
	Good	0	0.0
	Average	1	20.0
	Poor	2	40.0
	Didn't know it existed	0	0.0
	Knew about but didn't use	2	40.0

d.	Access for the disabled on campus	N	%
	Excellent	2	40.0
	Good	0	0.0
	Average	0	0.0
	Poor	0	0.0
	Didn't know it existed	0	0.0
	Knew about but didn't use	2	40.0

e.	Location of the Student Center	N	%
	Excellent	1	20.0
	Good	1	20.0
	Average	2	40.0
	Poor	0	0.0
	Didn't know it existed	0	0.0
	Knew about but didn't use	1	20.0

f.	Usefulness of the student handbook/date-book	N	%
	Excellent	1	20.0
	Good	0	0.0
	Average	1	20.0
	Poor	0	0.0
	Didn't know it existed	0	0.0
	Knew about but didn't use	2	40.0

g.	Availability of computers for out-of-class use	N	%
	Excellent	0	0.0
	Good	5	100.0
	Average	0	0.0
	Poor	0	0.0
	Didn't know it existed	0	0.0
	Knew about but didn't use	0	0.0

h.	Admissions	N	%
	Excellent	1	20.0
	Good	2	40.0
	Average	2	40.0
	Poor	0	0.0
	Didn't know it existed	0	0.0
	Knew about but didn't use	0	0.0

i.	Registration procedures	N	%
	Excellent	2	40.0
	Good	2	40.0
	Average	1	20.0
	Poor	0	0.0
	Didn't know it existed	0	0.0
	Knew about but didn't use	0	0.0

8. How would you rate the convenience of the courses taken in terms of their location?

a.	Harper main campus (Palatine)	N	%
	Very convenient	3	60.0
	Convenient	2	40.0
	Not convenient	0	0.0
	Not applicable	0	0.0

b.	Northeast Center (Wheeling)	N	%
	Very convenient	0	0.0
	Convenient	0	0.0
	Not convenient	1	20.0
	Not applicable	3	60.0

c.	WEB or Internet based (from home of office)	N	%
	Very convenient	3	60.0
	Convenient	1	20.0
	Not convenient	0	0.0
	Not applicable	1	20.0

9. Which of the following best describes your current educational status?

		N	%
a.	Full-time student (12 credit hrs or more)	0	0.0
b.	Part-time student	1	20.0

10. How would you describe your current major?

		N	%
a.	Same as my Harper major	0	0.0
b.	Related to my Harper major	1	20.0
c.	Entirely new area	0	0.0

11. Did all of your Harper College credits transfer to your current institution?

		N	%
a.	Yes	1	20.0
b.	No	0	0.0

12. If your response to question 11 is no, what was the main reason?

		N	%
a.	Some credits would transfer as elective only	0	0.0
b.	Entirely new field of study at transfer institution	0	0.0
c.	Grades were not high enough to earn transfer credits	0	0.0

13. Have you taken additional courses at Harper since receiving your degree or certificate?

		N	%
a.	Yes	1	20.0
b.	No	0	0.0

14. If your response to question 13 is yes, what type of courses have you taken?

		N	%
a.	Credit courses	1	20.0
b.	Continuing Education courses (non-credit)	0	0.0

15. How would you rate your Harper education in terms of how well it prepared you for continuing your education?

		N	%
a.	Excellent	0	0.0
b.	Good	1	20.0
c.	Average	0	0.0
d.	Poor	0	0.0

17. Which institution do you currently attend?

		N	%
a.	Columbia College in Chicago	0	0.0
b.	DePaul University	0	0.0
c.	Elmhurst College	0	0.0
d.	Illinois State University	0	0.0
e.	Northeastern Illinois University	0	0.0
f.	Northern Illinois University	0	0.0
g.	Roosevelt University	0	0.0
h.	University of Illinois at Champaign Urbana	0	0.0
i.	University of Illinois at Chicago	0	0.0
j.	Harper Community College	1	20.0

18. How would you describe your employment status?

		N	%
a.	Employed full-time – 30 hours or more per week	3	60.0
b.	Employed part-time – less than 30 hours per week	1	20.0
c.	Full-time military service	1	20.0

21. When did you obtain your current job?

		N	%
a.	Before attending Harper	0	0.0
b.	While attending Harper	2	40.0
c.	After graduating from Harper	2	40.0

23. How would you describe your job in terms of your major at Harper College?

		N	%
a.	Directly related to my Harper major	0	0.0
b.	Somewhat related to my Harper major	1	20.0
c.	Not at all related to my Harper major	3	60.0

24. How would you rate your Harper education in terms of how well it prepared you to perform your current job?

		N	%
a.	Excellent	0	0.0
b.	Good	3	60.0
c.	Average	1	20.0
d.	Poor	0	0.0

25. How did your Harper College education help you?

		N	%
a.	Obtain present job	1	20.0
b.	Increase in salary	0	0.0
c.	Promotion	0	0.0
d.	Better position with new employer	2	40.0

26. How satisfied are you with your present job?

		N	%
a.	Very satisfied	0	0.0
b.	Somewhat satisfied	2	40.0
c.	Neutral	2	40.0
d.	Somewhat dissatisfied	0	0.0
e.	Very dissatisfied	0	0.0

27. Mark the range that best describes your annual gross income.

		N	%
a.	Less than \$14,999	1	20.0
b.	\$15,000 to \$24,999	0	0.0
c.	\$25,000 to \$34,999	1	20.0
d.	\$35,000 to \$44,999	2	40.0
e.	\$45,000 to \$54,999	0	0.0
f.	\$55,000 or more	0	0.0

28. Would you recommend Harper College to your friends and family?

		N	%
	Definitely would	4	80.0
	Probably would	1	20.0
	Uncertain	0	0.0
	Probably would not	0	0.0
	Definitely would not	0	0.0

29. Would you return to Harper for educational or personal enrichment courses in the near future?

		N	%
	Definitely would	4	80.0
	Probably would	1	20.0
	Uncertain	0	0.0
	Probably would not	0	0.0
	Definitely would not	0	0.0

33. Would you like to receive information about the Harper Association?

		N	%
a.	Yes	0	0.0
b.	No	5	100.0

34. May we have your permission to send your supervisor a questionnaire regarding how well graduates of Harper College perform on the job?

		N	%
a.	Yes	0	0.0
b.	No	5	100.0

Cardiac Technology (5 Respondents out of 10)

1. What was your primary educational objective when you attended Harper College?

		N	%
a.	Transfer to a four year institution	0	0.0
b.	Prepare to enter the work force	2	40.0
c.	Improve skills for current job	0	0.0
d.	Prepare to change careers	3	60.0
e.	Personal enrichment	0	0.0

2. To what extent were you successful in achieving your educational objective?

		N	%
a.	Very successful	4	80.0
b.	Successful	1	20.0
c.	Somewhat successful	0	0.0
d.	Not at all successful	0	0.0

3. Do you plan to continue your education in the future?

		N	%
a.	Yes	2	40.0
b.	No	3	60.0

4. If your response to question 3 is yes, what is the highest degree you plan to earn?

		N	%
a.	Bachelors Degree	1	20.0
b.	Masters Degree	1	20.0
c.	Doctorate Degree	0	0.0
d.	Professional Degree	0	0.0

5. Please rate how your education at Harper College helped you in each of the following areas.

a.	Ability to verbally communicate effectively	N	%
	Extremely helpful	0	0.0
	Helpful	4	80.0
	Not very helpful	1	20.0
	Not helpful at all	0	0.0

b.	Ability to communicate in writing effectively	N	%
	Extremely helpful	0	0.0
	Helpful	4	80.0
	Not very helpful	1	20.0
	Not helpful at all	0	0.0

c.	Ability to understand scientific concepts	N	%
	Extremely helpful	2	40.0
	Helpful	3	60.0
	Not very helpful	0	0.0
	Not helpful at all	0	0.0

d.	Ability to explain and apply the scientific method	N	%
	Extremely helpful	3	60.0
	Helpful	2	40.0
	Not very helpful	0	0.0
	Not helpful at all	0	0.0

e.	Ability to appreciate other points of view	N	%
	Extremely helpful	0	0.0
	Helpful	5	100.0
	Not very helpful	0	0.0
	Not helpful at all	0	0.0

f.	Ability to appreciate diversity and other cultures	N	%
	Extremely helpful	0	0.0
	Helpful	3	60.0
	Not very helpful	1	20.0
	Not helpful at all	1	20.0

g.	Ability to identify, develop and solve quantitative problems	N	%
	Extremely helpful	1	20.0
	Helpful	4	80.0
	Not very helpful	0	0.0
	Not helpful at all	0	0.0

h.	Ability to use computers and technology	N	%
	Extremely helpful	2	40.0
	Helpful	2	40.0
	Not very helpful	1	20.0
	Not helpful at all	0	0.0

6. Please rate the instruction at Harper College.

a.	Class size	N	%
	Excellent	2	40.0
	Good	3	60.0
	Average	0	0.0
	Poor	0	0.0
	Not applicable	0	0.0

b.	Quality of instruction	N	%
	Excellent	3	60.0
	Good	2	40.0
	Average	0	0.0
	Poor	0	0.0
	Not applicable	0	0.0

c.	Course content	N	%
	Excellent	4	80.0
	Good	1	20.0
	Average	0	0.0
	Poor	0	0.0
	Not applicable	0	0.0

d.	Fairness of grading	N	%
	Excellent	1	20.0
	Good	3	60.0
	Average	1	20.0
	Poor	0	0.0
	Not applicable	0	0.0

e.	Faculty teaching ability	N	%
	Excellent	3	60.0
	Good	2	40.0
	Average	0	0.0
	Poor	0	0.0
	Not applicable	0	0.0

f.	Faculty concern for students	N	%
	Excellent	1	20.0
	Good	4	80.0
	Average	0	0.0
	Poor	0	0.0
	Not applicable	0	0.0

g.	Faculty availability	N	%
	Excellent	3	60.0
	Good	2	40.0
	Average	0	0.0
	Poor	0	0.0
	Not applicable	0	0.0

7. How would you rate the following programs and services at Harper College in terms of how they met your needs as a student?

a.	Advising about courses to take for transfer	N	%
	Excellent	0	0.0
	Good	0	0.0
	Average	0	0.0
	Poor	0	0.0
	Didn't know it existed	0	0.0
	Knew about but didn't use	5	100.0

b.	Assistance with deciding your major or career goal	N	%
	Excellent	0	0.0
	Good	1	20.0
	Average	0	0.0
	Poor	0	0.0
	Didn't know it existed	0	0.0
	Knew about but didn't use	4	80.0

c.	Assistance with job placement	N	%
	Excellent	2	40.0
	Good	2	40.0
	Average	1	20.0
	Poor	0	0.0
	Didn't know it existed	0	0.0
	Knew about but didn't use	0	0.0

d.	Access for the disabled on campus	N	%
	Excellent	0	0.0
	Good	1	20.0
	Average	0	0.0
	Poor	0	0.0
	Didn't know it existed	0	0.0
	Knew about but didn't use	4	80.0

e.	Location of the Student Center	N	%
	Excellent	2	40.0
	Good	3	60.0
	Average	0	0.0
	Poor	0	0.0
	Didn't know it existed	0	0.0
	Knew about but didn't use	0	0.0

f.	Usefulness of the student handbook/date-book	N	%
	Excellent	0	0.0
	Good	3	60.0
	Average	0	0.0
	Poor	0	0.0
	Didn't know it existed	0	0.0
	Knew about but didn't use	2	40.0

g.	Availability of computers for out-of-class use	N	%
	Excellent	0	0.0
	Good	3	60.0
	Average	0	0.0
	Poor	0	0.0
	Didn't know it existed	1	20.0
	Knew about but didn't use	1	20.0

h.	Admissions	N	%
	Excellent	1	20.0
	Good	3	60.0
	Average	0	0.0
	Poor	0	0.0
	Didn't know it existed	0	0.0
	Knew about but didn't use	1	20.0

i.	Registration procedures	N	%
	Excellent	2	40.0
	Good	3	60.0
	Average	0	0.0
	Poor	0	0.0
	Didn't know it existed	0	0.0
	Knew about but didn't use	0	0.0

8. How would you rate the convenience of the courses taken in terms of their location?

a.	Harper main campus (Palatine)	N	%
	Very convenient	5	100.0
	Convenient	0	0.0
	Not convenient	0	0.0
	Not applicable	0	0.0

b.	Northeast Center (Wheeling)	N	%
	Very convenient	0	0.0
	Convenient	0	0.0
	Not convenient	0	0.0
	Not applicable	4	80.0

c.	WEB or Internet based (from home of office)	N	%
	Very convenient	1	20.0
	Convenient	0	0.0
	Not convenient	0	0.0
	Not applicable	3	60.0

d.	Other	N	%
	Very convenient	0	0.0
	Convenient	0	0.0
	Not convenient	0	0.0
	Not applicable	1	20.0

9. Which of the following best describes your current educational status?

		N	%
a.	Full-time student (12 credit hrs or more)		
b.	Part-time student		

10. How would you describe your current major?

		N	%
a.	Same as my Harper major	0	0.0
b.	Related to my Harper major	0	0.0
c.	Entirely new area	0	0.0

11. Did all of your Harper College credits transfer to your current institution?

		N	%
a.	Yes	0	0.0
b.	No	0	0.0

12. If your response to question 11 is no, what was the main reason?

		N	%
a.	Some credits would transfer as elective only	0	0.0
b.	Entirely new field of study at transfer institution	0	0.0
c.	Grades were not high enough to earn transfer credits	0	0.0

13. Have you taken additional courses at Harper since receiving your degree or certificate?

		N	%
a.	Yes	0	0.0
b.	No	0	0.0

14. If your response to question 13 is yes, what type of courses have you taken?

		N	%
a.	Credit courses	0	0.0
b.	Continuing Education courses (non-credit)	0	0.0

15. How would you rate your Harper education in terms of how well it prepared you for continuing your education?

		N	%
a.	Excellent	0	0.0
b.	Good	0	0.0
c.	Average	0	0.0
d.	Poor	0	0.0

17. Which institution do you currently attend?

		N	%
a.	Columbia College in Chicago	0	0.0
b.	DePaul University	0	0.0
c.	Elmhurst College	0	0.0
d.	Illinois State University	0	0.0
e.	Northeastern Illinois University	0	0.0
f.	Northern Illinois University	0	0.0
g.	Roosevelt University	0	0.0
h.	University of Illinois at Champaign Urbana	0	0.0
i.	University of Illinois at Chicago	0	0.0
j.	Harper Community College	0	0.0

18. How would you describe your employment status?

		N	%
a.	Employed full-time – 30 hours or more per week	4	80.0
b.	Employed part-time – less than 30 hours per week	1	20.0
c.	Full-time military service	0	0.0

21. When did you obtain your current job?

		N	%
a.	Before attending Harper	0	0.0
b.	While attending Harper	0	0.0
c.	After graduating from Harper	5	100.0

23. How would you describe your job in terms of your major at Harper College?

		N	%
a.	Directly related to my Harper major	5	100.0
b.	Somewhat related to my Harper major	0	0.0
c.	Not at all related to my Harper major	0	0.0

24. How would you rate your Harper education in terms of how well it prepared you to perform your current job?

		N	%
a.	Excellent	2	40.0
b.	Good	3	60.0
c.	Average	0	0.0
d.	Poor	0	0.0

25. How did your Harper College education help you?

		N	%
a.	Obtain present job	5	100.0
b.	Increase in salary	1	20.0
c.	Promotion	0	0.0
d.	Better position with new employer	1	20.0

26. How satisfied are you with your present job?

		N	%
a.	Very satisfied	4	80.0
b.	Somewhat satisfied	1	20.0
c.	Neutral	0	0.0
d.	Somewhat dissatisfied	0	0.0
e.	Very dissatisfied	0	0.0

27. Mark the range that best describes your annual gross income.

		N	%
a.	Less than \$14,999	0	0.0
b.	\$15,000 to \$24,999	0	0.0
c.	\$25,000 to \$34,999	0	0.0
d.	\$35,000 to \$44,999	3	60.0
e.	\$45,000 to \$54,999	2	40.0
f.	\$55,000 or more	0	0.0

28. Would you recommend Harper College to your friends and family?

		N	%
	Definitely would	4	80.0
	Probably would	1	20.0
	Uncertain	0	0.0
	Probably would not	0	0.0
	Definitely would not	0	0.0

29. Would you return to Harper for educational or personal enrichment courses in the near future?

		N	%
	Definitely would	4	80.0
	Probably would	0	0.0
	Uncertain	1	20.0
	Probably would not	0	0.0
	Definitely would not	0	0.0

33. Would you like to receive information about the Harper Association?

		N	%
a.	Yes	3	60.0
b.	No	1	20.0

34. May we have your permission to send your supervisor a questionnaire regarding how well graduates of Harper College perform on the job?

		N	%
a.	Yes	2	40.0
b.	No	2	40.0

Dental Hygiene (13 Respondents out of 26)

1. What was your primary educational objective when you attended Harper College?

		N	%
a.	Transfer to a four year institution	2	15.4
b.	Prepare to enter the work force	6	46.2
c.	Improve skills for current job	0	0.0
d.	Prepare to change careers	4	30.8
e.	Personal enrichment	0	0.0
f.	Other	1	7.7

2. To what extent were you successful in achieving your educational objective?

		N	%
a.	Very successful	9	69.2
b.	Successful	3	23.1
c.	Somewhat successful	0	0.0
d.	Not at all successful	1	7.7

3. Do you plan to continue your education in the future?

		N	%
a.	Yes	10	76.9
b.	No	3	23.1

4. If your response to question 3 is yes, what is the highest degree you plan to earn?

		N	%
a.	Bachelors Degree	7	53.8
b.	Masters Degree	2	15.4
c.	Doctorate Degree	1	7.7
d.	Professional Degree	0	0.0

5. Please rate how your education at Harper College helped you in each of the following areas.

a.	Ability to verbally communicate effectively	N	%
	Extremely helpful	6	46.2
	Helpful	7	53.8
	Not very helpful	0	0.0
	Not helpful at all	0	0.0

b.	Ability to communicate in writing effectively	N	%
	Extremely helpful	5	38.5
	Helpful	8	61.5
	Not very helpful	0	0.0
	Not helpful at all	0	0.0

c.	Ability to understand scientific concepts	N	%
	Extremely helpful	5	38.5
	Helpful	8	61.5
	Not very helpful	0	0.0
	Not helpful at all	0	0.0

d.	Ability to explain and apply the scientific method	N	%
	Extremely helpful	6	46.2
	Helpful	7	53.8
	Not very helpful	0	0.0
	Not helpful at all	0	0.0

e.	Ability to appreciate other points of view	N	%
	Extremely helpful	4	30.8
	Helpful	8	61.5
	Not very helpful	0	0.0
	Not helpful at all	0	0.0

f.	Ability to appreciate diversity and other cultures	N	%
	Extremely helpful	5	38.5
	Helpful	6	46.2
	Not very helpful	2	15.4
	Not helpful at all	0	0.0

g.	Ability to identify, develop and solve quantitative problems	N	%
	Extremely helpful	5	38.5
	Helpful	7	53.8
	Not very helpful	1	7.7
	Not helpful at all	0	0.0

h.	Ability to use computers and technology	N	%
	Extremely helpful	3	23.1
	Helpful	7	53.8
	Not very helpful	3	23.1
	Not helpful at all	0	0.0

6. Please rate the instruction at Harper College.

a.	Class size	N	%
	Excellent	7	53.8
	Good	6	46.2
	Average	0	0.0
	Poor	0	0.0
	Not applicable	0	0.0

b.	Quality of instruction	N	%
	Excellent	8	61.5
	Good	4	30.8
	Average	0	0.0
	Poor	1	7.7
	Not applicable	0	0.0

c.	Course content	N	%
	Excellent	8	61.5
	Good	4	30.8
	Average	1	7.7
	Poor	0	0.0
	Not applicable	0	0.0

d.	Fairness of grading	N	%
	Excellent	5	38.5
	Good	5	38.5
	Average	3	23.1
	Poor	0	0.0
	Not applicable	0	0.0

e.	Faculty teaching ability	N	%
	Excellent	8	61.5
	Good	4	30.8
	Average	0	0.0
	Poor	1	7.7
	Not applicable	0	0.0

f.	Faculty concern for students	N	%
	Excellent	3	23.1
	Good	5	38.5
	Average	5	38.5
	Poor	0	0.0
	Not applicable	0	0.0

g.	Faculty availability	N	%
	Excellent	6	46.2
	Good	4	30.8
	Average	3	23.1
	Poor	0	0.0
	Not applicable	0	0.0

7. How would you rate the following programs and services at Harper College in terms of how they met your needs as a student?

a.	Advising about courses to take for transfer	N	%
	Excellent	1	7.7
	Good	3	23.1
	Average	4	30.8
	Poor	1	7.7
	Didn't know it existed	0	0.0
	Knew about but didn't use	4	30.8

b.	Assistance with deciding your major or career goal	N	%
	Excellent	3	23.1
	Good	5	38.5
	Average	3	23.1
	Poor	0	0.0
	Didn't know it existed	0	0.0
	Knew about but didn't use	1	7.7

c.	Assistance with job placement	N	%
	Excellent	0	0.0
	Good	1	7.7
	Average	4	30.8
	Poor	0	0.0
	Didn't know it existed	3	23.1
	Knew about but didn't use	5	38.5

d.	Access for the disabled on campus	N	%
	Excellent	1	7.7
	Good	4	30.8
	Average	2	15.4
	Poor	0	0.0
	Didn't know it existed	0	0.0
	Knew about but didn't use	6	46.2

e.	Location of the Student Center	N	%
	Excellent	1	7.7
	Good	6	46.2
	Average	3	23.1
	Poor	0	0.0
	Didn't know it existed	1	7.7
	Knew about but didn't use	2	15.4

f.	Usefulness of the student handbook/date-book	N	%
	Excellent	4	30.8
	Good	4	30.8
	Average	4	30.8
	Poor	0	0.0
	Didn't know it existed	1	7.7
	Knew about but didn't use	0	0.0

g.	Availability of computers for out-of-class use	N	%
	Excellent	4	30.8
	Good	4	30.8
	Average	3	23.1
	Poor	1	7.7
	Didn't know it existed	0	0.0
	Knew about but didn't use	1	7.7

h.	Admissions	N	%
	Excellent	4	30.8
	Good	5	38.5
	Average	3	23.1
	Poor	1	7.7
	Didn't know it existed	0	0.0
	Knew about but didn't use	0	0.0

i.	Registration procedures	N	%
	Excellent	5	38.5
	Good	4	30.8
	Average	3	23.1
	Poor	1	7.7
	Didn't know it existed	0	0.0
	Knew about but didn't use	0	0.0

8. How would you rate the convenience of the courses taken in terms of their location?

a.	Harper main campus (Palatine)	N	%
	Very convenient	6	46.2
	Convenient	7	53.8
	Not convenient	0	0.0
	Not applicable	0	0.0

b.	Northeast Center (Wheeling)	N	%
	Very convenient	0	0.0
	Convenient	0	0.0
	Not convenient	0	0.0
	Not applicable	11	84.6

c.	WEB or Internet based (from home of office)	N	%
	Very convenient	1	7.7
	Convenient	1	7.7
	Not convenient	1	7.7
	Not applicable	8	61.5

9. Which of the following best describes your current educational status?

		N	%
a.	Full-time student (12 credit hrs or more)	1	7.7
b.	Part-time student	0	0.0

10. How would you describe your current major?

		N	%
a.	Same as my Harper major	0	0.0
b.	Related to my Harper major	0	0.0
c.	Entirely new area	1	7.7

11. Did all of your Harper College credits transfer to your current institution?

		N	%
a.	Yes	0	0.0
b.	No	1	7.7

12. If your response to question 11 is no, what was the main reason?

		N	%
a.	Some credits would transfer as elective only	0	0.0
b.	Entirely new field of study at transfer institution	0	0.0
c.	Grades were not high enough to earn transfer credits	0	0.0
d.	Other	1	7.7

13. Have you taken additional courses at Harper since receiving your degree or certificate?

		N	%
a.	Yes	1	7.7
b.	No	0	0.0

14. If your response to question 13 is yes, what type of courses have you taken?

		N	%
a.	Credit courses	1	7.7
b.	Continuing Education courses (non-credit)	0	0.0

15. How would you rate your Harper education in terms of how well it prepared you for continuing your education?

		N	%
a.	Excellent	0	0.0
b.	Good	1	7.7
c.	Average	0	0.0
d.	Poor	0	0.0

17. Which institution do you currently attend?

		N	%
a.	Columbia College in Chicago	0	0.0
b.	DePaul University	0	0.0
c.	Elmhurst College	0	0.0
d.	Illinois State University	0	0.0
e.	Northeastern Illinois University	0	0.0
f.	Northern Illinois University	0	0.0
g.	Roosevelt University	0	0.0
h.	University of Illinois at Champaign Urbana	0	0.0
i.	University of Illinois at Chicago	1	7.7
j.	Harper Community College	0	0.0

18. How would you describe your employment status?

		N	%
a.	Employed full-time – 30 hours or more per week	7	53.8
b.	Employed part-time – less than 30 hours per week	5	38.5
c.	Full-time military service	1	7.7

21. When did you obtain your current job?

		N	%
a.	Before attending Harper	0	0.0
b.	While attending Harper	2	15.4
c.	After graduating from Harper	10	76.9

23. How would you describe your job in terms of your major at Harper College?

		N	%
a.	Directly related to my Harper major	10	76.9
b.	Somewhat related to my Harper major	0	0.0
c.	Not at all related to my Harper major	2	15.4

24. How would you rate your Harper education in terms of how well it prepared you to perform your current job?

		N	%
a.	Excellent	7	53.8
b.	Good	4	30.8
c.	Average	1	7.7
d.	Poor	0	0.0

25. How did your Harper College education help you?

		N	%
a.	Obtain present job	9	69.2
b.	Increase in salary	9	69.2
c.	Promotion	1	7.7
d.	Better position with new employer	4	30.8
e.	Other	3	23.1

26. How satisfied are you with your present job?

		N	%
a.	Very satisfied	7	53.8
b.	Somewhat satisfied	3	23.1
c.	Neutral	1	7.7
d.	Somewhat dissatisfied	0	0.0
e.	Very dissatisfied	1	7.7

27. Mark the range that best describes your annual gross income.

		N	%
a.	Less than \$14,999	1	7.7
b.	\$15,000 to \$24,999	2	15.4
c.	\$25,000 to \$34,999	1	7.7
d.	\$35,000 to \$44,999	1	7.7
e.	\$45,000 to \$54,999	4	30.8
f.	\$55,000 or more	1	7.7

28. Would you recommend Harper College to your friends and family?

		N	%
	Definitely would	8	61.5
	Probably would	5	38.5
	Uncertain	0	0.0
	Probably would not	0	0.0
	Definitely would not	0	0.0

29. Would you return to Harper for educational or personal enrichment courses in the near future?

		N	%
	Definitely would	4	30.8
	Probably would	5	38.5
	Uncertain	3	23.1
	Probably would not	1	7.7
	Definitely would not	0	0.0

33. Would you like to receive information about the Harper Association?

		N	%
a.	Yes	2	15.4
b.	No	11	84.6

34. May we have your permission to send your supervisor a questionnaire regarding how well graduates of Harper College perform on the job?

		N	%
a.	Yes	2	15.4
b.	No	9	69.2

Electrical Maintenance (5 Respondents out of 20)

1. What was your primary educational objective when you attended Harper College?

		N	%
a.	Transfer to a four year institution	1	20.0
b.	Prepare to enter the work force	0	0.0
c.	Improve skills for current job	2	40.0
d.	Prepare to change careers	2	40.0
e.	Personal enrichment	0	0.0

2. To what extent were you successful in achieving your educational objective?

		N	%
a.	Very successful	2	40.0
b.	Successful	2	40.0
c.	Somewhat successful	1	20.0
d.	Not at all successful	0	0.0

3. Do you plan to continue your education in the future?

		N	%
a.	Yes	4	80.0
b.	No	1	20.0

4. If your response to question 3 is yes, what is the highest degree you plan to earn?

		N	%
a.	Bachelors Degree	3	60.0
b.	Masters Degree	0	0.0
c.	Doctorate Degree	0	0.0
d.	Professional Degree	0	0.0

5. Please rate how your education at Harper College helped you in each of the following areas.

a.	Ability to verbally communicate effectively	N	%
	Extremely helpful	1	20.0
	Helpful	3	60.0
	Not very helpful	1	20.0
	Not helpful at all	0	0.0

b.	Ability to communicate in writing effectively	N	%
	Extremely helpful	1	20.0
	Helpful	3	60.0
	Not very helpful	1	20.0
	Not helpful at all	0	0.0

c.	Ability to understand scientific concepts	N	%
	Extremely helpful	2	40.0
	Helpful	3	60.0
	Not very helpful	0	0.0
	Not helpful at all	0	0.0

d.	Ability to explain and apply the scientific method	N	%
	Extremely helpful	2	40.0
	Helpful	2	40.0
	Not very helpful	1	20.0
	Not helpful at all	0	0.0

e.	Ability to appreciate other points of view	N	%
	Extremely helpful	1	20.0
	Helpful	4	80.0
	Not very helpful	0	0.0
	Not helpful at all	0	0.0

f.	Ability to appreciate diversity and other cultures	N	%
	Extremely helpful	2	40.0
	Helpful	1	20.0
	Not very helpful	1	20.0
	Not helpful at all	1	20.0

g.	Ability to identify, develop and solve quantitative problems	N	%
	Extremely helpful	1	20.0
	Helpful	2	40.0
	Not very helpful	1	20.0
	Not helpful at all	1	20.0

h.	Ability to use computers and technology	N	%
	Extremely helpful	0	0.0
	Helpful	2	40.0
	Not very helpful	2	40.0
	Not helpful at all	1	20.0

6. Please rate the instruction at Harper College.

a.	Class size	N	%
	Excellent	3	60.0
	Good	0	0.0
	Average	2	40.0
	Poor	0	0.0
	Not applicable	0	0.0

b.	Quality of instruction	N	%
	Excellent	1	20.0
	Good	2	40.0
	Average	2	40.0
	Poor	0	0.0
	Not applicable	0	0.0

c.	Course content	N	%
	Excellent	1	20.0
	Good	2	40.0
	Average	2	40.0
	Poor	0	0.0
	Not applicable	0	0.0

d.	Fairness of grading	N	%
	Excellent	1	20.0
	Good	4	80.0
	Average	0	0.0
	Poor	0	0.0
	Not applicable	0	0.0

e.	Faculty teaching ability	N	%
	Excellent	1	20.0
	Good	3	60.0
	Average	1	20.0
	Poor	0	0.0
	Not applicable	0	0.0

f.	Faculty concern for students	N	%
	Excellent	1	20.0
	Good	2	40.0
	Average	2	40.0
	Poor	0	0.0
	Not applicable	0	0.0

g.	Faculty availability	N	%
	Excellent	1	20.0
	Good	3	60.0
	Average	1	20.0
	Poor	0	0.0
	Not applicable	0	0.0

7. How would you rate the following programs and services at Harper College in terms of how they met your needs as a student?

a.	Advising about courses to take for transfer	N	%
	Excellent	1	20.0
	Good	1	20.0
	Average	2	40.0
	Poor	0	0.0
	Didn't know it existed	0	0.0
	Knew about but didn't use	1	20.0

b.	Assistance with deciding your major or career goal	N	%
	Excellent	1	20.0
	Good	0	0.0
	Average	0	0.0
	Poor	1	20.0
	Didn't know it existed	0	0.0
	Knew about but didn't use	3	60.0

c.	Assistance with job placement	N	%
	Excellent	0	0.0
	Good	0	0.0
	Average	0	0.0
	Poor	1	20.0
	Didn't know it existed	0	0.0
	Knew about but didn't use	4	80.0

d.	Access for the disabled on campus	N	%
	Excellent	1	20.0
	Good	0	0.0
	Average	0	0.0
	Poor	0	0.0
	Didn't know it existed	0	0.0
	Knew about but didn't use	4	80.0

e.	Location of the Student Center	N	%
	Excellent	0	0.0
	Good	1	20.0
	Average	0	0.0
	Poor	2	40.0
	Didn't know it existed	0	0.0
	Knew about but didn't use	2	40.0

f.	Usefulness of the student handbook/date-book	N	%
	Excellent	0	0.0
	Good	0	0.0
	Average	0	0.0
	Poor	2	40.0
	Didn't know it existed	0	0.0
	Knew about but didn't use	3	60.0

g.	Availability of computers for out-of-class use	N	%
	Excellent	1	20.0
	Good	0	0.0
	Average	1	20.0
	Poor	0	0.0
	Didn't know it existed	1	20.0
	Knew about but didn't use	2	40.0

h.	Admissions	N	%
	Excellent	1	20.0
	Good	1	20.0
	Average	2	40.0
	Poor	1	20.0
	Didn't know it existed	0	0.0
	Knew about but didn't use	0	0.0

i.	Registration procedures	N	%
	Excellent	1	20.0
	Good	1	20.0
	Average	3	60.0
	Poor	0	0.0
	Didn't know it existed	0	0.0
	Knew about but didn't use	0	0.0

8. How would you rate the convenience of the courses taken in terms of their location?

a.	Harper main campus (Palatine)	N	%
	Very convenient	3	60.0
	Convenient	2	40.0
	Not convenient	0	0.0
	Not applicable	0	0.0

b.	Northeast Center (Wheeling)	N	%
	Very convenient	1	20.0
	Convenient	0	0.0
	Not convenient	0	0.0
	Not applicable	2	40.0

c.	WEB or Internet based (from home of office)	N	%
	Very convenient	1	20.0
	Convenient	0	0.0
	Not convenient	0	0.0
	Not applicable	3	60.0

d.	Other	N	%
	Very convenient	0	0.0
	Convenient	1	20.0
	Not convenient	0	0.0
	Not applicable	3	60.0

9. Which of the following best describes your current educational status?

		N	%
a.	Full-time student (12 credit hrs or more)	0	0.0
b.	Part-time student	0	0.0

10. How would you describe your current major?

		N	%
a.	Same as my Harper major	0	0.0
b.	Related to my Harper major	0	0.0
c.	Entirely new area	0	0.0

11. Did all of your Harper College credits transfer to your current institution?

		N	%
a.	Yes	0	0.0
b.	No	0	0.0

12. If your response to question 11 is no, what was the main reason?

		N	%
a.	Some credits would transfer as elective only	0	0.0
b.	Entirely new field of study at transfer institution	0	0.0
c.	Grades were not high enough to earn transfer credits	0	0.0

13. Have you taken additional courses at Harper since receiving your degree or certificate?

		N	%
a.	Yes	0	0.0
b.	No	0	0.0

14. If your response to question 13 is yes, what type of courses have you taken?

		N	%
a.	Credit courses	0	0.0
b.	Continuing Education courses (non-credit)	0	0.0

15. How would you rate your Harper education in terms of how well it prepared you for continuing your education?

		N	%
a.	Excellent	0	0.0
b.	Good	0	0.0
c.	Average	0	0.0
d.	Poor	0	0.0

17. Which institution do you currently attend?

		N	%
a.	Columbia College in Chicago	0	0.0
b.	DePaul University	0	0.0
c.	Elmhurst College	0	0.0
d.	Illinois State University	0	0.0
e.	Northeastern Illinois University	0	0.0
f.	Northern Illinois University	0	0.0
g.	Roosevelt University	0	0.0
h.	University of Illinois at Champaign Urbana	0	0.0
i.	University of Illinois at Chicago	0	0.0
j.	Harper Community College	0	0.0

18. How would you describe your employment status?

		N	%
a.	Employed full-time – 30 hours or more per week	5	100.0
b.	Employed part-time – less than 30 hours per week	0	0.0
c.	Full-time military service	0	0.0

21. When did you obtain your current job?

		N	%
a.	Before attending Harper	1	20.0
b.	While attending Harper	1	20.0
c.	After graduating from Harper	2	40.0

23. How would you describe your job in terms of your major at Harper College?

		N	%
a.	Directly related to my Harper major	2	40.0
b.	Somewhat related to my Harper major	3	60.0
c.	Not at all related to my Harper major	0	0.0

24. How would you rate your Harper education in terms of how well it prepared you to perform your current job?

		N	%
a.	Excellent	2	40.0
b.	Good	1	20.0
c.	Average	1	20.0
d.	Poor	1	20.0

25. How did your Harper College education help you?

		N	%
a.	Obtain present job	3	60.0
b.	Increase in salary	2	40.0
c.	Promotion	1	20.0
d.	Better position with new employer	3	60.0
e.	Other	1	20.0

26. How satisfied are you with your present job?

		N	%
a.	Very satisfied	1	20.0
b.	Somewhat satisfied	4	80.0
c.	Neutral	0	0.0
d.	Somewhat dissatisfied	0	0.0
e.	Very dissatisfied	0	0.0

27. Mark the range that best describes your annual gross income.

		N	%
a.	Less than \$14,999	0	0.0
b.	\$15,000 to \$24,999	0	0.0
c.	\$25,000 to \$34,999	0	0.0
d.	\$35,000 to \$44,999	2	40.0
e.	\$45,000 to \$54,999	2	40.0
f.	\$55,000 or more	1	20.0

28. Would you recommend Harper College to your friends and family?

		N	%
	Definitely would	3	60.0
	Probably would	2	40.0
	Uncertain	0	0.0
	Probably would not	0	0.0
	Definitely would not	0	0.0

29. Would you return to Harper for educational or personal enrichment courses in the near future?

		N	%
	Definitely would	3	60.0
	Probably would	1	20.0
	Uncertain	1	20.0
	Probably would not	0	0.0
	Definitely would not	0	0.0

33. Would you like to receive information about the Harper Association?

		N	%
a.	Yes	3	60.0
b.	No	1	20.0

34. May we have your permission to send your supervisor a questionnaire regarding how well graduates of Harper College perform on the job?

		N	%
a.	Yes	0	0.0
b.	No	4	80.0

Electronics Technology (8 Respondents out of 31)

1. What was your primary educational objective when you attended Harper College?

		N	%
a.	Transfer to a four year institution	2	25.0
b.	Prepare to enter the work force	1	12.5
c.	Improve skills for current job	2	25.0
d.	Prepare to change careers	3	37.5
e.	Personal enrichment	0	0.0

2. To what extent were you successful in achieving your educational objective?

		N	%
a.	Very successful	3	37.5
b.	Successful	4	50.0
c.	Somewhat successful	1	12.5
d.	Not at all successful	0	0.0

3. Do you plan to continue your education in the future?

		N	%
a.	Yes	6	75.0
b.	No	2	25.0

4. If your response to question 3 is yes, what is the highest degree you plan to earn?

		N	%
a.	Bachelors Degree	3	37.5
b.	Masters Degree	1	12.5
c.	Doctorate Degree	0	0.0
d.	Professional Degree	0	0.0

5. Please rate how your education at Harper College helped you in each of the following areas.

a.	Ability to verbally communicate effectively	N	%
	Extremely helpful	1	12.5
	Helpful	6	75.0
	Not very helpful	1	12.5
	Not helpful at all	0	0.0

b.	Ability to communicate in writing effectively	N	%
	Extremely helpful	1	12.5
	Helpful	5	62.5
	Not very helpful	2	25.0
	Not helpful at all	0	0.0

c.	Ability to understand scientific concepts	N	%
	Extremely helpful	3	37.5
	Helpful	5	62.5
	Not very helpful	0	0.0
	Not helpful at all	0	0.0

d.	Ability to explain and apply the scientific method	N	%
	Extremely helpful	3	37.5
	Helpful	3	37.5
	Not very helpful	2	25.0
	Not helpful at all	0	0.0

e.	Ability to appreciate other points of view	N	%
	Extremely helpful	1	12.5
	Helpful	7	87.5
	Not very helpful	0	0.0
	Not helpful at all	0	0.0

f.	Ability to appreciate diversity and other cultures	N	%
	Extremely helpful	2	25.0
	Helpful	3	37.5
	Not very helpful	2	25.0
	Not helpful at all	1	12.5

g.	Ability to identify, develop and solve quantitative problems	N	%
	Extremely helpful	2	25.0
	Helpful	4	50.0
	Not very helpful	1	12.5
	Not helpful at all	1	12.5

h.	Ability to use computers and technology	N	%
	Extremely helpful	0	0.0
	Helpful	5	62.5
	Not very helpful	2	25.0
	Not helpful at all	1	12.5

6. Please rate the instruction at Harper College.

a.	Class size	N	%
	Excellent	4	50.0
	Good	2	25.0
	Average	2	25.0
	Poor	0	0.0
	Not applicable	0	0.0

b.	Quality of instruction	N	%
	Excellent	2	25.0
	Good	3	37.5
	Average	3	37.5
	Poor	0	0.0
	Not applicable	0	0.0

c.	Course content	N	%
	Excellent	2	25.0
	Good	3	37.5
	Average	3	37.5
	Poor	0	0.0
	Not applicable	0	0.0

d.	Fairness of grading	N	%
	Excellent	2	25.0
	Good	5	62.5
	Average	1	12.5
	Poor	0	0.0
	Not applicable	0	0.0

e.	Faculty teaching ability	N	%
	Excellent	2	25.0
	Good	5	62.5
	Average	1	12.5
	Poor	0	0.0
	Not applicable	0	0.0

f.	Faculty concern for students	N	%
	Excellent	2	25.0
	Good	3	37.5
	Average	3	37.5
	Poor	0	0.0
	Not applicable	0	0.0

g.	Faculty availability	N	%
	Excellent	2	25.0
	Good	4	50.0
	Average	2	25.0
	Poor	0	0.0
	Not applicable	0	0.0

7. How would you rate the following programs and services at Harper College in terms of how they met your needs as a student?

a.	Advising about courses to take for transfer	N	%
	Excellent	1	12.5
	Good	2	25.0
	Average	2	25.0
	Poor	0	0.0
	Didn't know it existed	0	0.0
	Knew about but didn't use	2	25.0

b.	Assistance with deciding your major or career goal	N	%
	Excellent	1	12.5
	Good	2	25.0
	Average	0	0.0
	Poor	1	12.5
	Didn't know it existed	0	0.0
	Knew about but didn't use	3	37.5

c.	Assistance with job placement	N	%
	Excellent	1	12.5
	Good	1	12.5
	Average	0	0.0
	Poor	1	12.5
	Didn't know it existed	0	0.0
	Knew about but didn't use	4	50.0

d.	Access for the disabled on campus	N	%
	Excellent	1	12.5
	Good	0	0.0
	Average	0	0.0
	Poor	0	0.0
	Didn't know it existed	1	12.5
	Knew about but didn't use	5	62.5

e.	Location of the Student Center	N	%
	Excellent	0	0.0
	Good	5	62.5
	Average	1	12.5
	Poor	2	25.0
	Didn't know it existed	0	0.0
	Knew about but didn't use	2	25.0

f.	Usefulness of the student handbook/date-book	N	%
	Excellent	0	0.0
	Good	1	12.5
	Average	1	12.5
	Poor	2	25.0
	Didn't know it existed	0	0.0
	Knew about but didn't use	3	37.5

g.	Availability of computers for out-of-class use	N	%
	Excellent	1	12.5
	Good	0	0.0
	Average	2	25.0
	Poor	0	0.0
	Didn't know it existed	1	12.5
	Knew about but didn't use	3	37.5

h.	Admissions	N	%
	Excellent	1	12.5
	Good	2	25.0
	Average	3	37.5
	Poor	1	12.5
	Didn't know it existed	0	0.0
	Knew about but didn't use	0	0.0

i.	Registration procedures	N	%
	Excellent	1	12.5
	Good	3	37.5
	Average	3	37.5
	Poor	0	0.0
	Didn't know it existed	0	0.0
	Knew about but didn't use	0	0.0

8. How would you rate the convenience of the courses taken in terms of their location?

a.	Harper main campus (Palatine)	N	%
	Very convenient	4	50.0
	Convenient	4	50.0
	Not convenient	0	0.0
	Not applicable	0	0.0

b.	Northeast Center (Wheeling)	N	%
	Very convenient	1	12.5
	Convenient	0	0.0
	Not convenient	0	0.0
	Not applicable	5	62.5

c.	WEB or Internet based (from home of office)	N	%
	Very convenient	1	12.5
	Convenient	0	0.0
	Not convenient	0	0.0
	Not applicable	6	75.0

d.	Other	N	%
	Very convenient	0	0.0
	Convenient	1	12.5
	Not convenient	0	0.0
	Not applicable	5	62.5

9. Which of the following best describes your current educational status?

		N	%
a.	Full-time student (12 credit hrs or more)	0	0.0
b.	Part-time student	2	25.0

10. How would you describe your current major?

		N	%
a.	Same as my Harper major	0	0.0
b.	Related to my Harper major	1	12.5
c.	Entirely new area	1	12.5

11. Did all of your Harper College credits transfer to your current institution?

		N	%
a.	Yes	1	12.5
b.	No	1	12.5

12. If your response to question 11 is no, what was the main reason?

		N	%
a.	Some credits would transfer as elective only	1	12.5
b.	Entirely new field of study at transfer institution	0	0.0
c.	Grades were not high enough to earn transfer credits	0	0.0

13. Have you taken additional courses at Harper since receiving your degree or certificate?

		N	%
a.	Yes	0	0.0
b.	No	2	25.0

14. If your response to question 13 is yes, what type of courses have you taken?

		N	%
a.	Credit courses	0	0.0
b.	Continuing Education courses (non-credit)	0	0.0

15. How would you rate your Harper education in terms of how well it prepared you for continuing your education?

		N	%
a.	Excellent	0	0.0
b.	Good	2	25.0
c.	Average	0	0.0
d.	Poor	0	0.0

17. Which institution do you currently attend?

		N	%
a.	Columbia College in Chicago	0	0.0
b.	DePaul University	0	0.0
c.	Elmhurst College	0	0.0
d.	Illinois State University	0	0.0
e.	Northeastern Illinois University	0	0.0
f.	Northern Illinois University	0	0.0
g.	Roosevelt University	0	0.0
h.	University of Illinois at Champaign Urbana	0	0.0
i.	University of Illinois at Chicago	0	0.0
j.	Harper Community College	0	0.0
k.	Other	2	25.0

18. How would you describe your employment status?

		N	%
a.	Employed full-time – 30 hours or more per week	8	100.0
b.	Employed part-time – less than 30 hours per week	0	0.0
c.	Full-time military service	0	0.0

21. When did you obtain your current job?

		N	%
a.	Before attending Harper	1	12.5
b.	While attending Harper	2	25.0
c.	After graduating from Harper	4	50.0

23. How would you describe your job in terms of your major at Harper College?

		N	%
a.	Directly related to my Harper major	3	37.5
b.	Somewhat related to my Harper major	4	50.0
c.	Not at all related to my Harper major	1	12.5

24. How would you rate your Harper education in terms of how well it prepared you to perform your current job?

		N	%
a.	Excellent	3	37.5
b.	Good	2	25.0
c.	Average	2	25.0
d.	Poor	1	12.5

25. How did your Harper College education help you?

		N	%
a.	Obtain present job	5	62.5
b.	Increase in salary	3	37.5
c.	Promotion	1	12.5
d.	Better position with new employer	4	50.0
e.	Other	2	25.0

26. How satisfied are you with your present job?

		N	%
a.	Very satisfied	2	25.0
b.	Somewhat satisfied	6	75.0
c.	Neutral	0	0.0
d.	Somewhat dissatisfied	0	0.0
e.	Very dissatisfied	0	0.0

27. Mark the range that best describes your annual gross income.

		N	%
a.	Less than \$14,999	0	0.0
b.	\$15,000 to \$24,999	2	25.0
c.	\$25,000 to \$34,999	0	0.0
d.	\$35,000 to \$44,999	2	25.0
e.	\$45,000 to \$54,999	2	25.0
f.	\$55,000 or more	2	25.0

28. Would you recommend Harper College to your friends and family?

		N	%
	Definitely would	5	62.5
	Probably would	3	37.5
	Uncertain	0	0.0
	Probably would not	0	0.0
	Definitely would not	0	0.0

29. Would you return to Harper for educational or personal enrichment courses in the near future?

		N	%
	Definitely would	4	50.0
	Probably would	2	25.0
	Uncertain	2	25.0
	Probably would not	0	0.0
	Definitely would not	0	0.0

33. Would you like to receive information about the Harper Association?

		N	%
a.	Yes	3	37.5
b.	No	4	50.0

34. May we have your permission to send your supervisor a questionnaire regarding how well graduates of Harper College perform on the job?

		N	%
a.	Yes	0	0.0
b.	No	7	87.5

Sec. General Office Asst. (5 Respondents out of 13)

1. What was your primary educational objective when you attended Harper College?

		N	%
a.	Transfer to a four year institution	0	0.0
b.	Prepare to enter the work force	3	60.0
c.	Improve skills for current job	1	20.0
d.	Prepare to change careers	1	20.0
e.	Personal enrichment	0	0.0

2. To what extent were you successful in achieving your educational objective?

		N	%
a.	Very successful	2	40.0
b.	Successful	3	60.0
c.	Somewhat successful	0	0.0
d.	Not at all successful	0	0.0

3. Do you plan to continue your education in the future?

		N	%
a.	Yes	5	100.0
b.	No	0	0.0

4. If your response to question 3 is yes, what is the highest degree you plan to earn?

		N	%
a.	Bachelors Degree	2	40.0
b.	Masters Degree	0	0.0
c.	Doctorate Degree	0	0.0
d.	Professional Degree	1	20.0

5. Please rate how your education at Harper College helped you in each of the following areas.

a.	Ability to verbally communicate effectively	N	%
	Extremely helpful	2	40.0
	Helpful	3	60.0
	Not very helpful	0	0.0
	Not helpful at all	0	0.0

b.	Ability to communicate in writing effectively	N	%
	Extremely helpful	2	40.0
	Helpful	3	60.0
	Not very helpful	0	0.0
	Not helpful at all	0	0.0

c.	Ability to understand scientific concepts	N	%
	Extremely helpful	2	40.0
	Helpful	0	0.0
	Not very helpful	3	60.0
	Not helpful at all	0	0.0

d.	Ability to explain and apply the scientific method	N	%
	Extremely helpful	2	40.0
	Helpful	0	0.0
	Not very helpful	3	60.0
	Not helpful at all	0	0.0

e.	Ability to appreciate other points of view	N	%
	Extremely helpful	2	40.0
	Helpful	3	60.0
	Not very helpful	0	0.0
	Not helpful at all	0	0.0

f.	Ability to appreciate diversity and other cultures	N	%
	Extremely helpful	3	60.0
	Helpful	1	20.0
	Not very helpful	1	20.0
	Not helpful at all	0	0.0

g.	Ability to identify, develop and solve quantitative problems	N	%
	Extremely helpful	3	60.0
	Helpful	1	20.0
	Not very helpful	1	20.0
	Not helpful at all	0	0.0

h.	Ability to use computers and technology	N	%
	Extremely helpful	5	100.0
	Helpful	0	0.0
	Not very helpful	0	0.0
	Not helpful at all	0	0.0

6. Please rate the instruction at Harper College.

a.	Class size	N	%
	Excellent	2	40.0
	Good	2	40.0
	Average	1	20.0
	Poor	0	0.0
	Not applicable	0	0.0

b.	Quality of instruction	N	%
	Excellent	2	40.0
	Good	2	40.0
	Average	1	20.0
	Poor	0	0.0
	Not applicable	0	0.0

c.	Course content	N	%
	Excellent	3	60.0
	Good	2	40.0
	Average	0	0.0
	Poor	0	0.0
	Not applicable	0	0.0

d.	Fairness of grading	N	%
	Excellent	1	20.0
	Good	3	60.0
	Average	1	20.0
	Poor	0	0.0
	Not applicable	0	0.0

e.	Faculty teaching ability	N	%
	Excellent	2	40.0
	Good	2	40.0
	Average	1	20.0
	Poor	0	0.0
	Not applicable	0	0.0

f.	Faculty concern for students	N	%
	Excellent	1	20.0
	Good	4	80.0
	Average	0	0.0
	Poor	0	0.0
	Not applicable	0	0.0

g.	Faculty availability	N	%
	Excellent	4	80.0
	Good	1	20.0
	Average	0	0.0
	Poor	0	0.0
	Not applicable	0	0.0

7. How would you rate the following programs and services at Harper College in terms of how they met your needs as a student?

a.	Advising about courses to take for transfer	N	%
	Excellent	2	40.0
	Good	1	20.0
	Average	1	20.0
	Poor	0	0.0
	Didn't know it existed	0	0.0
	Knew about but didn't use	1	20.0

b.	Assistance with deciding your major or career goal	N	%
	Excellent	4	80.0
	Good	0	0.0
	Average	1	20.0
	Poor	0	0.0
	Didn't know it existed	0	0.0
	Knew about but didn't use	0	0.0

c.	Assistance with job placement	N	%
	Excellent	3	60.0
	Good	0	0.0
	Average	1	20.0
	Poor	0	0.0
	Didn't know it existed	1	20.0
	Knew about but didn't use	0	0.0

d.	Access for the disabled on campus	N	%
	Excellent	2	40.0
	Good	1	20.0
	Average	0	0.0
	Poor	0	0.0
	Didn't know it existed	0	0.0
	Knew about but didn't use	2	40.0

e.	Location of the Student Center	N	%
	Excellent	2	40.0
	Good	3	60.0
	Average	0	0.0
	Poor	0	0.0
	Didn't know it existed	0	0.0
	Knew about but didn't use	0	0.0

f.	Usefulness of the student handbook/date-book	N	%
	Excellent	3	60.0
	Good	2	40.0
	Average	0	0.0
	Poor	0	0.0
	Didn't know it existed	0	0.0
	Knew about but didn't use	0	0.0

g.	Availability of computers for out-of-class use	N	%
	Excellent	4	80.0
	Good	0	0.0
	Average	0	0.0
	Poor	0	0.0
	Didn't know it existed	0	0.0
	Knew about but didn't use	1	20.0

h.	Admissions	N	%
	Excellent	2	40.0
	Good	3	60.0
	Average	0	0.0
	Poor	0	0.0
	Didn't know it existed	0	0.0
	Knew about but didn't use	0	0.0

i.	Registration procedures	N	%
	Excellent	2	40.0
	Good	2	40.0
	Average	1	20.0
	Poor	0	0.0
	Didn't know it existed	0	0.0
	Knew about but didn't use	0	0.0

8. How would you rate the convenience of the courses taken in terms of their location?

a.	Harper main campus (Palatine)	N	%
	Very convenient	4	80.0
	Convenient	1	20.0
	Not convenient	0	0.0
	Not applicable	0	0.0

b.	Northeast Center (Wheeling)	N	%
	Very convenient	1	20.0
	Convenient	3	60.0
	Not convenient	1	20.0
	Not applicable	0	0.0

c.	WEB or Internet based (from home of office)	N	%
	Very convenient	3	60.0
	Convenient	2	40.0
	Not convenient	0	0.0
	Not applicable	0	0.0

9. Which of the following best describes your current educational status?

		N	%
a.	Full-time student (12 credit hrs or more)	0	0.0
b.	Part-time student	3	60.0

10. How would you describe your current major?

		N	%
a.	Same as my Harper major	2	40.0
b.	Related to my Harper major	1	20.0
c.	Entirely new area	0	0.0

11. Did all of your Harper College credits transfer to your current institution?

		N	%
a.	Yes	1	20.0
b.	No	1	20.0

12. If your response to question 11 is no, what was the main reason?

		N	%
a.	Some credits would transfer as elective only	0	0.0
b.	Entirely new field of study at transfer institution	0	0.0
c.	Grades were not high enough to earn transfer credits	0	0.0
d.	Other	1	20.0

13. Have you taken additional courses at Harper since receiving your degree or certificate?

		N	%
a.	Yes	3	60.0
b.	No	0	0.0

14. If your response to question 13 is yes, what type of courses have you taken?

		N	%
a.	Credit courses	3	60.0
b.	Continuing Education courses (non-credit)	1	20.0

15. How would you rate your Harper education in terms of how well it prepared you for continuing your education?

		N	%
a.	Excellent	3	60.0
b.	Good	0	0.0
c.	Average	0	0.0
d.	Poor	0	0.0

17. Which institution do you currently attend?

		N	%
a.	Columbia College in Chicago	0	0.0
b.	DePaul University	0	0.0
c.	Elmhurst College	0	0.0
d.	Illinois State University	0	0.0
e.	Northeastern Illinois University	0	0.0
f.	Northern Illinois University	0	0.0
g.	Roosevelt University	0	0.0
h.	University of Illinois at Champaign Urbana	0	0.0
i.	University of Illinois at Chicago	0	0.0
j.	Harper Community College	3	60.0

18. How would you describe your employment status?

		N	%
a.	Employed full-time – 30 hours or more per week	3	60.0
b.	Employed part-time – less than 30 hours per week	0	0.0
c.	Full-time military service	2	40.0

21. When did you obtain your current job?

		N	%
a.	Before attending Harper	0	0.0
b.	While attending Harper	2	40.0
c.	After graduating from Harper	1	20.0

23. How would you describe your job in terms of your major at Harper College?

		N	%
a.	Directly related to my Harper major	2	40.0
b.	Somewhat related to my Harper major	0	0.0
c.	Not at all related to my Harper major	1	20.0

24. How would you rate your Harper education in terms of how well it prepared you to perform your current job?

		N	%
a.	Excellent	2	40.0
b.	Good	0	0.0
c.	Average	1	20.0
d.	Poor	0	0.0

25. How did your Harper College education help you?

		N	%
a.	Obtain present job	1	20.0
b.	Increase in salary	1	20.0
c.	Promotion	1	20.0
d.	Better position with new employer	1	20.0
e.	Other	1	20.0

26. How satisfied are you with your present job?

		N	%
a.	Very satisfied	3	60.0
b.	Somewhat satisfied	0	0.0
c.	Neutral	0	0.0
d.	Somewhat dissatisfied	0	0.0
e.	Very dissatisfied	0	0.0

27. Mark the range that best describes your annual gross income.

		N	%
a.	Less than \$14,999	0	0.0
b.	\$15,000 to \$24,999	0	0.0
c.	\$25,000 to \$34,999	2	40.0
d.	\$35,000 to \$44,999	0	0.0
e.	\$45,000 to \$54,999	0	0.0
f.	\$55,000 or more	0	0.0

28. Would you recommend Harper College to your friends and family?

		N	%
	Definitely would	3	60.0
	Probably would	1	20.0
	Uncertain	0	0.0
	Probably would not	0	0.0
	Definitely would not	0	0.0

29. Would you return to Harper for educational or personal enrichment courses in the near future?

		N	%
	Definitely would	4	80.0
	Probably would	0	0.0
	Uncertain	0	0.0
	Probably would not	0	0.0
	Definitely would not	0	0.0

33. Would you like to receive information about the Harper Association?

		N	%
a.	Yes	1	20.0
b.	No	3	60.0

34. May we have your permission to send your supervisor a questionnaire regarding how well graduates of Harper College perform on the job?

		N	%
a.	Yes	0	0.0
b.	No	3	60.0

Interior Design (7 Respondents out of 16)

1. What was your primary educational objective when you attended Harper College?

		N	%
a.	Transfer to a four year institution	0	0.0
b.	Prepare to enter the work force	3	42.9
c.	Improve skills for current job	0	0.0
d.	Prepare to change careers	3	42.9
e.	Personal enrichment	1	14.3

2. To what extent were you successful in achieving your educational objective?

		N	%
a.	Very successful	4	57.1
b.	Successful	3	42.9
c.	Somewhat successful	0	0.0
d.	Not at all successful	0	0.0

3. Do you plan to continue your education in the future?

		N	%
a.	Yes	4	57.1
b.	No	3	42.9

4. If your response to question 3 is yes, what is the highest degree you plan to earn?

		N	%
a.	Bachelors Degree	3	42.9
b.	Masters Degree	1	14.3
c.	Doctorate Degree	0	0.0
d.	Professional Degree	0	0.0

5. Please rate how your education at Harper College helped you in each of the following areas.

a.	Ability to verbally communicate effectively	N	%
	Extremely helpful	2	28.6
	Helpful	3	42.9
	Not very helpful	1	14.3
	Not helpful at all	1	14.3

b.	Ability to communicate in writing effectively	N	%
	Extremely helpful	2	28.6
	Helpful	3	42.9
	Not very helpful	1	14.3
	Not helpful at all	1	14.3

c.	Ability to understand scientific concepts	N	%
	Extremely helpful	1	14.3
	Helpful	3	42.9
	Not very helpful	1	14.3
	Not helpful at all	0	0.0

d.	Ability to explain and apply the scientific method	N	%
	Extremely helpful	1	14.3
	Helpful	2	28.6
	Not very helpful	2	28.6
	Not helpful at all	0	0.0

e.	Ability to appreciate other points of view	N	%
	Extremely helpful	4	57.1
	Helpful	1	14.3
	Not very helpful	1	14.3
	Not helpful at all	1	14.3

f.	Ability to appreciate diversity and other cultures	N	%
	Extremely helpful	3	42.9
	Helpful	2	28.6
	Not very helpful	1	14.3
	Not helpful at all	1	14.3

g.	Ability to identify, develop and solve quantitative problems	N	%
	Extremely helpful	1	14.3
	Helpful	2	28.6
	Not very helpful	1	14.3
	Not helpful at all	1	14.3

h.	Ability to use computers and technology	N	%
	Extremely helpful	2	28.6
	Helpful	2	28.6
	Not very helpful	3	42.9
	Not helpful at all	0	0.0

6. Please rate the instruction at Harper College.

a.	Class size	N	%
	Excellent	2	28.6
	Good	5	71.4
	Average	0	0.0
	Poor	0	0.0
	Not applicable	0	0.0

b.	Quality of instruction	N	%
	Excellent	2	28.6
	Good	3	42.9
	Average	2	28.6
	Poor	0	0.0
	Not applicable	0	0.0

c.	Course content	N	%
	Excellent	2	28.6
	Good	1	14.3
	Average	4	57.1
	Poor	0	0.0
	Not applicable	0	0.0

d.	Fairness of grading	N	%
	Excellent	2	28.6
	Good	1	14.3
	Average	4	57.1
	Poor	0	0.0
	Not applicable	0	0.0

e.	Faculty teaching ability	N	%
	Excellent	2	28.6
	Good	2	28.6
	Average	3	42.9
	Poor	0	0.0
	Not applicable	0	0.0

f.	Faculty concern for students	N	%
	Excellent	1	14.3
	Good	5	71.4
	Average	1	14.3
	Poor	0	0.0
	Not applicable	0	0.0

g.	Faculty availability	N	%
	Excellent	1	14.3
	Good	5	71.4
	Average	1	14.3
	Poor	0	0.0
	Not applicable	0	0.0

7. How would you rate the following programs and services at Harper College in terms of how they met your needs as a student?

a.	Advising about courses to take for transfer	N	%
	Excellent	1	14.3
	Good	1	14.3
	Average	1	14.3
	Poor	1	14.3
	Didn't know it existed	1	14.3
	Knew about but didn't use	2	28.6

b.	Assistance with deciding your major or career goal	N	%
	Excellent	2	28.6
	Good	0	0.0
	Average	1	14.3
	Poor	1	14.3
	Didn't know it existed	0	0.0
	Knew about but didn't use	3	42.9

c.	Assistance with job placement	N	%
	Excellent	2	28.6
	Good	0	0.0
	Average	0	0.0
	Poor	3	42.9
	Didn't know it existed	0	0.0
	Knew about but didn't use	2	28.6

d.	Access for the disabled on campus	N	%
	Excellent	3	42.9
	Good	0	0.0
	Average	1	14.3
	Poor	0	0.0
	Didn't know it existed	0	0.0
	Knew about but didn't use	3	42.9

e.	Location of the Student Center	N	%
	Excellent	1	14.3
	Good	2	28.6
	Average	1	14.3
	Poor	1	14.3
	Didn't know it existed	1	14.3
	Knew about but didn't use	1	14.3

f.	Usefulness of the student handbook/date-book	N	%
	Excellent	1	14.3
	Good	1	14.3
	Average	1	14.3
	Poor	0	0.0
	Didn't know it existed	3	42.9
	Knew about but didn't use	1	14.3

g.	Availability of computers for out-of-class use	N	%
	Excellent	0	0.0
	Good	3	42.9
	Average	3	42.9
	Poor	0	0.0
	Didn't know it existed	0	0.0
	Knew about but didn't use	1	14.3

h.	Admissions	N	%
	Excellent	1	14.3
	Good	1	14.3
	Average	4	57.1
	Poor	1	14.3
	Didn't know it existed	0	0.0
	Knew about but didn't use	0	0.0

i.	Registration procedures	N	%
	Excellent	1	14.3
	Good	3	42.9
	Average	2	28.6
	Poor	1	14.3
	Didn't know it existed	0	0.0
	Knew about but didn't use	0	0.0

8. How would you rate the convenience of the courses taken in terms of their location?

a.	Harper main campus (Palatine)	N	%
	Very convenient	3	42.9
	Convenient	4	57.1
	Not convenient	0	0.0
	Not applicable	0	0.0

b.	Northeast Center (Wheeling)	N	%
	Very convenient	1	14.3
	Convenient	1	14.3
	Not convenient	1	14.3
	Not applicable	4	57.1

c.	WEB or Internet based (from home of office)	N	%
	Very convenient	2	28.6
	Convenient	1	14.3
	Not convenient	0	0.0
	Not applicable	4	57.1

d.	Other	N	%
	Very convenient	0	0.0
	Convenient	0	0.0
	Not convenient	0	0.0
	Not applicable	2	28.6

9. Which of the following best describes your current educational status?

		N	%
a.	Full-time student (12 credit hrs or more)	0	0.0
b.	Part-time student	1	14.3

10. How would you describe your current major?

		N	%
a.	Same as my Harper major	1	14.3
b.	Related to my Harper major	0	0.0
c.	Entirely new area	0	0.0

11. Did all of your Harper College credits transfer to your current institution?

		N	%
a.	Yes	1	14.3
b.	No	0	0.0

12. If your response to question 11 is no, what was the main reason?

		N	%
a.	Some credits would transfer as elective only	0	0.0
b.	Entirely new field of study at transfer institution	0	0.0
c.	Grades were not high enough to earn transfer credits	0	0.0

13. Have you taken additional courses at Harper since receiving your degree or certificate?

		N	%
a.	Yes	0	0.0
b.	No	1	14.3

14. If your response to question 13 is yes, what type of courses have you taken?

		N	%
a.	Credit courses	0	0.0
b.	Continuing Education courses (non-credit)	0	0.0

15. How would you rate your Harper education in terms of how well it prepared you for continuing your education?

		N	%
a.	Excellent	1	0.0
b.	Good	0	0.0
c.	Average	0	0.0
d.	Poor	0	0.0

17. Which institution do you currently attend?

		N	%
a.	Columbia College in Chicago	0	0.0
b.	DePaul University	0	0.0
c.	Elmhurst College	0	0.0
d.	Illinois State University	0	0.0
e.	Northeastern Illinois University	0	0.0
f.	Northern Illinois University	0	0.0
g.	Roosevelt University	0	0.0
h.	University of Illinois at Champaign Urbana	0	0.0
i.	University of Illinois at Chicago	0	0.0
j.	Harper Community College	0	0.0
k.	Other	1	14.3

18. How would you describe your employment status?

		N	%
a.	Employed full-time – 30 hours or more per week	5	71.4
b.	Employed part-time – less than 30 hours per week	2	28.6
c.	Full-time military service	0	0.0

21. When did you obtain your current job?

		N	%
a.	Before attending Harper	2	28.6
b.	While attending Harper	2	28.6
c.	After graduating from Harper	3	42.9

23. How would you describe your job in terms of your major at Harper College?

		N	%
a.	Directly related to my Harper major	5	71.4
b.	Somewhat related to my Harper major	1	14.3
c.	Not at all related to my Harper major	1	14.3

24. How would you rate your Harper education in terms of how well it prepared you to perform your current job?

		N	%
a.	Excellent	2	28.6
b.	Good	3	42.9
c.	Average	2	28.6
d.	Poor	0	0.0

25. How did your Harper College education help you?

		N	%
a.	Obtain present job	4	57.1
b.	Increase in salary	2	28.6
c.	Promotion	1	14.3
d.	Better position with new employer	1	14.3
e.	Other	2	28.6

26. How satisfied are you with your present job?

		N	%
a.	Very satisfied	4	57.1
b.	Somewhat satisfied	1	14.3
c.	Neutral	1	14.3
d.	Somewhat dissatisfied	0	0.0
e.	Very dissatisfied	1	14.3

27. Mark the range that best describes your annual gross income.

		N	%
a.	Less than \$14,999	1	14.3
b.	\$15,000 to \$24,999	2	28.6
c.	\$25,000 to \$34,999	0	0.0
d.	\$35,000 to \$44,999	1	14.3
e.	\$45,000 to \$54,999	0	0.0
f.	\$55,000 or more	2	28.6

28. Would you recommend Harper College to your friends and family?

		N	%
	Definitely would	4	57.1
	Probably would	3	42.9
	Uncertain	0	0.0
	Probably would not	0	0.0
	Definitely would not	0	0.0

29. Would you return to Harper for educational or personal enrichment courses in the near future?

		N	%
	Definitely would	5	71.4
	Probably would	1	14.3
	Uncertain	1	14.3
	Probably would not	0	0.0
	Definitely would not	0	0.0

33. Would you like to receive information about the Harper Association?

		N	%
a.	Yes	2	57.1
b.	No	4	28.6

34. May we have your permission to send your supervisor a questionnaire regarding how well graduates of Harper College perform on the job?

		N	%
a.	Yes	1	14.3
b.	No	5	71.4

Licensed Practical Nurse (6 Respondents out of 19)

1. What was your primary educational objective when you attended Harper College?

		N	%
a.	Transfer to a four year institution	1	16.7
b.	Prepare to enter the work force	2	33.3
c.	Improve skills for current job	0	0.0
d.	Prepare to change careers	2	33.3
e.	Personal enrichment	1	16.7

2. To what extent were you successful in achieving your educational objective?

		N	%
a.	Very successful	1	16.7
b.	Successful	3	50.0
c.	Somewhat successful	2	33.3
d.	Not at all successful	0	0.0

3. Do you plan to continue your education in the future?

		N	%
a.	Yes	5	83.3
b.	No	1	16.7

4. If your response to question 3 is yes, what is the highest degree you plan to earn?

		N	%
a.	Bachelors Degree	0	0.0
b.	Masters Degree	4	66.7
c.	Doctorate Degree	0	0.0
d.	Professional Degree	1	16.7

5. Please rate how your education at Harper College helped you in each of the following areas.

a.	Ability to verbally communicate effectively	N	%
	Extremely helpful	1	16.7
	Helpful	3	50.0
	Not very helpful	1	16.7
	Not helpful at all	1	16.7

b.	Ability to communicate in writing effectively	N	%
	Extremely helpful	1	16.7
	Helpful	4	66.7
	Not very helpful	1	16.7
	Not helpful at all	0	0.0

c.	Ability to understand scientific concepts	N	%
	Extremely helpful	2	33.3
	Helpful	4	66.7
	Not very helpful	0	0.0
	Not helpful at all	0	0.0

d.	Ability to explain and apply the scientific method	N	%
	Extremely helpful	1	16.7
	Helpful	5	83.3
	Not very helpful	0	0.0
	Not helpful at all	0	0.0

e.	Ability to appreciate other points of view	N	%
	Extremely helpful	2	33.3
	Helpful	1	16.7
	Not very helpful	3	50.0
	Not helpful at all	0	0.0

f.	Ability to appreciate diversity and other cultures	N	%
	Extremely helpful	1	16.7
	Helpful	3	50.0
	Not very helpful	2	33.3
	Not helpful at all	0	0.0

g.	Ability to identify, develop and solve quantitative problems	N	%
	Extremely helpful	0	0.0
	Helpful	5	83.3
	Not very helpful	0	0.0
	Not helpful at all	1	16.7

h.	Ability to use computers and technology	N	%
	Extremely helpful	0	0.0
	Helpful	5	83.3
	Not very helpful	1	16.7
	Not helpful at all	0	0.0

6. Please rate the instruction at Harper College.

a.	Class size	N	%
	Excellent	2	33.3
	Good	3	50.0
	Average	0	0.0
	Poor	1	16.7
	Not applicable	0	0.0

b.	Quality of instruction	N	%
	Excellent	2	33.3
	Good	2	33.3
	Average	2	33.3
	Poor	0	0.0
	Not applicable	0	0.0

c.	Course content	N	%
	Excellent	2	33.3
	Good	3	50.0
	Average	1	16.7
	Poor	0	0.0
	Not applicable	0	0.0

d.	Fairness of grading	N	%
	Excellent	2	33.3
	Good	1	16.7
	Average	2	33.3
	Poor	1	16.7
	Not applicable	0	0.0

e.	Faculty teaching ability	N	%
	Excellent	2	33.3
	Good	1	16.7
	Average	2	33.3
	Poor	1	16.7
	Not applicable	0	0.0

f.	Faculty concern for students	N	%
	Excellent	2	33.3
	Good	0	0.0
	Average	2	33.3
	Poor	2	33.3
	Not applicable	0	0.0

g.	Faculty availability	N	%
	Excellent	2	33.3
	Good	3	50.0
	Average	0	0.0
	Poor	1	16.7
	Not applicable	0	0.0

7. How would you rate the following programs and services at Harper College in terms of how they met your needs as a student?

a.	Advising about courses to take for transfer	N	%
	Excellent	1	16.7
	Good	2	33.3
	Average	0	0.0
	Poor	1	16.7
	Didn't know it existed	0	0.0
	Knew about but didn't use	2	33.3

b.	Assistance with deciding your major or career goal	N	%
	Excellent	1	16.7
	Good	2	33.3
	Average	0	0.0
	Poor	1	16.7
	Didn't know it existed	0	0.0
	Knew about but didn't use	2	33.3

c.	Assistance with job placement	N	%
	Excellent	1	16.7
	Good	2	33.3
	Average	0	0.0
	Poor	1	16.7
	Didn't know it existed	1	16.7
	Knew about but didn't use	1	16.7

d.	Access for the disabled on campus	N	%
	Excellent	2	33.3
	Good	0	0.0
	Average	0	0.0
	Poor	0	0.0
	Didn't know it existed	0	0.0
	Knew about but didn't use	4	66.7

e.	Location of the Student Center	N	%
	Excellent	0	0.0
	Good	4	66.7
	Average	0	0.0
	Poor	0	0.0
	Didn't know it existed	0	0.0
	Knew about but didn't use	2	33.3

f.	Usefulness of the student handbook/date-book	N	%
	Excellent	0	0.0
	Good	3	50.0
	Average	0	0.0
	Poor	0	0.0
	Didn't know it existed	0	0.0
	Knew about but didn't use	3	50.0

g.	Availability of computers for out-of-class use	N	%
	Excellent	1	16.7
	Good	3	50.0
	Average	1	16.7
	Poor	1	16.7
	Didn't know it existed	0	0.0
	Knew about but didn't use	0	0.0

h.	Admissions	N	%
	Excellent	1	16.7
	Good	3	50.0
	Average	1	16.7
	Poor	1	16.7
	Didn't know it existed	0	0.0
	Knew about but didn't use	0	0.0

i.	Registration procedures	N	%
	Excellent	1	16.7
	Good	4	66.7
	Average	0	0.0
	Poor	1	16.7
	Didn't know it existed	0	0.0
	Knew about but didn't use	0	0.0

8. How would you rate the convenience of the courses taken in terms of their location?

a.	Harper main campus (Palatine)	N	%
	Very convenient	4	66.7
	Convenient	2	33.3
	Not convenient	0	0.0
	Not applicable	0	0.0

b.	Northeast Center (Wheeling)	N	%
	Very convenient	0	0.0
	Convenient	0	0.0
	Not convenient	0	0.0
	Not applicable	0	0.0

c.	WEB or Internet based (from home of office)	N	%
	Very convenient	0	0.0
	Convenient	0	0.0
	Not convenient	0	0.0
	Not applicable	0	0.0

9. Which of the following best describes your current educational status?

		N	%
a.	Full-time student (12 credit hrs or more)	1	16.7
b.	Part-time student	2	33.3

10. How would you describe your current major?

		N	%
a.	Same as my Harper major	2	33.3
b.	Related to my Harper major	0	0.0
c.	Entirely new area	0	0.0

11. Did all of your Harper College credits transfer to your current institution?

		N	%
a.	Yes	1	16.7
b.	No	1	16.7

12. If your response to question 11 is no, what was the main reason?

		N	%
a.	Some credits would transfer as elective only	1	16.7
b.	Entirely new field of study at transfer institution	0	0.0
c.	Grades were not high enough to earn transfer credits	0	0.0

13. Have you taken additional courses at Harper since receiving your degree or certificate?

		N	%
a.	Yes	2	33.3
b.	No	0	0.0

14. If your response to question 13 is yes, what type of courses have you taken?

		N	%
a.	Credit courses	2	33.3
b.	Continuing Education courses (non-credit)	0	0.0

15. How would you rate your Harper education in terms of how well it prepared you for continuing your education?

		N	%
a.	Excellent	1	16.7
b.	Good	0	0.0
c.	Average	1	16.7
d.	Poor	0	0.0

17. Which institution do you currently attend?

		N	%
a.	Columbia College in Chicago	0	0.0
b.	DePaul University	0	0.0
c.	Elmhurst College	0	0.0
d.	Illinois State University	0	0.0
e.	Northeastern Illinois University	0	0.0
f.	Northern Illinois University	0	0.0
g.	Roosevelt University	0	0.0
h.	University of Illinois at Champaign Urbana	0	0.0
i.	University of Illinois at Chicago	0	0.0
j.	Harper Community College	1	16.7
k.	Other	1	16.7

18. How would you describe your employment status?

		N	%
a.	Employed full-time – 30 hours or more per week	5	83.3
b.	Employed part-time – less than 30 hours per week	1	16.7
c.	Full-time military service	0	0.0

21. When did you obtain your current job?

		N	%
a.	Before attending Harper	0	0.0
b.	While attending Harper	3	50.0
c.	After graduating from Harper	3	50.0

23. How would you describe your job in terms of your major at Harper College?

		N	%
a.	Directly related to my Harper major	6	100.0
b.	Somewhat related to my Harper major	0	0.0
c.	Not at all related to my Harper major	0	0.0

24. How would you rate your Harper education in terms of how well it prepared you to perform your current job?

		N	%
a.	Excellent	3	50.0
b.	Good	1	16.7
c.	Average	2	33.3
d.	Poor	0	0.0

25. How did your Harper College education help you?

		N	%
a.	Obtain present job	5	83.3
b.	Increase in salary	2	33.3
c.	Promotion	2	33.3
d.	Better position with new employer	2	33.3

26. How satisfied are you with your present job?

		N	%
a.	Very satisfied	3	50.0
b.	Somewhat satisfied	1	16.7
c.	Neutral	1	16.7
d.	Somewhat dissatisfied	1	16.7
e.	Very dissatisfied	0	0.0

27. Mark the range that best describes your annual gross income.

		N	%
a.	Less than \$14,999	0	0.0
b.	\$15,000 to \$24,999	0	0.0
c.	\$25,000 to \$34,999	0	0.0
d.	\$35,000 to \$44,999	0	0.0
e.	\$45,000 to \$54,999	3	50.0
f.	\$55,000 or more	2	33.3

28. Would you recommend Harper College to your friends and family?

		N	%
	Definitely would	2	33.3
	Probably would	3	50.0
	Uncertain	1	16.7
	Probably would not	0	0.0
	Definitely would not	0	0.0

29. Would you return to Harper for educational or personal enrichment courses in the near future?

		N	%
	Definitely would	2	33.3
	Probably would	3	50.0
	Uncertain	0	0.0
	Probably would not	1	16.7
	Definitely would not	0	0.0

33. Would you like to receive information about the Harper Association?

		N	%
a.	Yes	2	33.3
b.	No	4	66.7

34. May we have your permission to send your supervisor a questionnaire regarding how well graduates of Harper College perform on the job?

		N	%
a.	Yes	2	33.3
b.	No	4	66.7

Nursing (24 Respondents out of 85)

1. What was your primary educational objective when you attended Harper College?

		N	%
a.	Transfer to a four year institution	2	8.3
b.	Prepare to enter the work force	5	20.8
c.	Improve skills for current job	0	0.0
d.	Prepare to change careers	14	58.3
e.	Personal enrichment	1	4.2
f.	Other	2	8.3

2. To what extent were you successful in achieving your educational objective?

		N	%
a.	Very successful	12	50.0
b.	Successful	8	33.3
c.	Somewhat successful	3	12.5
d.	Not at all successful	0	0.0

3. Do you plan to continue your education in the future?

		N	%
a.	Yes	20	83.3
b.	No	4	16.7

4. If your response to question 3 is yes, what is the highest degree you plan to earn?

		N	%
a.	Bachelors Degree	6	25.0
b.	Masters Degree	12	50.0
c.	Doctorate Degree	0	0.0
d.	Professional Degree	2	8.3

5. Please rate how your education at Harper College helped you in each of the following areas.

a.	Ability to verbally communicate effectively	N	%
	Extremely helpful	2	8.3
	Helpful	19	79.2
	Not very helpful	1	4.2
	Not helpful at all	2	8.3

b.	Ability to communicate in writing effectively	N	%
	Extremely helpful	4	16.7
	Helpful	16	66.7
	Not very helpful	3	12.5
	Not helpful at all	1	4.2

c.	Ability to understand scientific concepts	N	%
	Extremely helpful	8	33.3
	Helpful	16	66.7
	Not very helpful	0	0.0
	Not helpful at all	0	0.0

d.	Ability to explain and apply the scientific method	N	%
	Extremely helpful	6	25.0
	Helpful	16	66.7
	Not very helpful	2	8.3
	Not helpful at all	0	0.0

e.	Ability to appreciate other points of view	N	%
	Extremely helpful	4	16.7
	Helpful	17	70.8
	Not very helpful	3	12.5
	Not helpful at all	0	0.0

f.	Ability to appreciate diversity and other cultures	N	%
	Extremely helpful	6	25.0
	Helpful	11	45.8
	Not very helpful	6	25.0
	Not helpful at all	0	0.0

g.	Ability to identify, develop and solve quantitative problems	N	%
	Extremely helpful	2	8.3
	Helpful	17	70.8
	Not very helpful	2	8.3
	Not helpful at all	2	8.3

h.	Ability to use computers and technology	N	%
	Extremely helpful	4	16.7
	Helpful	13	54.2
	Not very helpful	5	20.8
	Not helpful at all	2	8.3

6. Please rate the instruction at Harper College.

a.	Class size	N	%
	Excellent	6	25.0
	Good	13	54.2
	Average	4	16.7
	Poor	1	4.2
	Not applicable	0	0.0

b.	Quality of instruction	N	%
	Excellent	10	41.7
	Good	12	50.0
	Average	2	8.3
	Poor	0	0.0
	Not applicable	0	0.0

c.	Course content	N	%
	Excellent	8	33.3
	Good	15	62.5
	Average	1	4.2
	Poor	0	0.0
	Not applicable	0	0.0

d.	Fairness of grading	N	%
	Excellent	4	16.7
	Good	14	58.3
	Average	5	20.8
	Poor	1	4.2
	Not applicable	0	0.0

e.	Faculty teaching ability	N	%
	Excellent	6	25.0
	Good	14	58.3
	Average	3	12.5
	Poor	1	4.2
	Not applicable	0	0.0

f.	Faculty concern for students	N	%
	Excellent	5	20.8
	Good	9	37.5
	Average	7	29.2
	Poor	3	12.5
	Not applicable	0	0.0

g.	Faculty availability	N	%
	Excellent	3	12.5
	Good	16	66.7
	Average	4	16.7
	Poor	1	4.2
	Not applicable	0	0.0

7. How would you rate the following programs and services at Harper College in terms of how they met your needs as a student?

a.	Advising about courses to take for transfer	N	%
	Excellent	3	12.5
	Good	5	20.8
	Average	1	4.2
	Poor	1	4.2
	Didn't know it existed	0	0.0
	Knew about but didn't use	14	58.3

b.	Assistance with deciding your major or career goal	N	%
	Excellent	2	8.3
	Good	6	25.0
	Average	1	4.2
	Poor	1	4.2
	Didn't know it existed	0	0.0
	Knew about but didn't use	14	58.3

c.	Assistance with job placement	N	%
	Excellent	2	8.3
	Good	4	16.7
	Average	1	4.2
	Poor	3	12.5
	Didn't know it existed	4	16.7
	Knew about but didn't use	10	41.7

d.	Access for the disabled on campus	N	%
	Excellent	3	12.5
	Good	5	20.8
	Average	1	4.2
	Poor	0	0.0
	Didn't know it existed	0	0.0
	Knew about but didn't use	15	62.5

e.	Location of the Student Center	N	%
	Excellent	1	4.2
	Good	13	54.2
	Average	3	12.5
	Poor	0	0.0
	Didn't know it existed	0	0.0
	Knew about but didn't use	7	29.2

f.	Usefulness of the student handbook/date-book	N	%
	Excellent	3	12.5
	Good	10	41.7
	Average	3	12.5
	Poor	0	0.0
	Didn't know it existed	0	0.0
	Knew about but didn't use	8	33.3

g.	Availability of computers for out-of-class use	N	%
	Excellent	5	20.8
	Good	9	37.5
	Average	4	16.7
	Poor	3	12.5
	Didn't know it existed	0	0.0
	Knew about but didn't use	2	8.3

h.	Admissions	N	%
	Excellent	3	12.5
	Good	10	41.7
	Average	9	37.5
	Poor	2	8.3
	Didn't know it existed	0	0.0
	Knew about but didn't use	0	0.0

i.	Registration procedures	N	%
	Excellent	4	16.7
	Good	11	45.8
	Average	7	29.2
	Poor	2	8.3
	Didn't know it existed	0	0.0
	Knew about but didn't use	0	0.0

8. How would you rate the convenience of the courses taken in terms of their location?

a.	Harper main campus (Palatine)	N	%
	Very convenient	13	54.2
	Convenient	9	37.5
	Not convenient	2	8.3
	Not applicable	0	0.0

b.	Northeast Center (Wheeling)	N	%
	Very convenient	1	4.2
	Convenient	0	0.0
	Not convenient	1	4.2
	Not applicable	19	79.2

c.	WEB or Internet based (from home of office)	N	%
	Very convenient	2	8.3
	Convenient	3	12.5
	Not convenient	0	0.0
	Not applicable	16	66.7

d.	Other	N	%
	Very convenient	0	0.0
	Convenient	1	4.2
	Not convenient	0	0.0
	Not applicable	10	41.7

9. Which of the following best describes your current educational status?

		N	%
a.	Full-time student (12 credit hrs or more)	1	4.2
b.	Part-time student	4	16.7

10. How would you describe your current major?

		N	%
a.	Same as my Harper major	4	16.7
b.	Related to my Harper major	1	4.2
c.	Entirely new area	0	0.0

11. Did all of your Harper College credits transfer to your current institution?

		N	%
a.	Yes	3	12.5
b.	No	1	4.2

12. If your response to question 11 is no, what was the main reason?

		N	%
a.	Some credits would transfer as elective only	1	4.2
b.	Entirely new field of study at transfer institution	0	0.0
c.	Grades were not high enough to earn transfer credits	0	0.0

13. Have you taken additional courses at Harper since receiving your degree or certificate?

		N	%
a.	Yes	2	8.3
b.	No	2	8.3

14. If your response to question 13 is yes, what type of courses have you taken?

		N	%
a.	Credit courses	2	8.3
b.	Continuing Education courses (non-credit)	0	0.0

15. How would you rate your Harper education in terms of how well it prepared you for continuing your education?

		N	%
a.	Excellent	1	4.2
b.	Good	2	8.3
c.	Average	1	4.2
d.	Poor	0	0.0

17. Which institution do you currently attend?

		N	%
a.	Columbia College in Chicago	0	0.0
b.	DePaul University	0	0.0
c.	Elmhurst College	0	0.0
d.	Illinois State University	0	0.0
e.	Northeastern Illinois University	0	0.0
f.	Northern Illinois University	0	0.0
g.	Roosevelt University	0	0.0
h.	University of Illinois at Champaign Urbana	0	0.0
i.	University of Illinois at Chicago	0	0.0
j.	Harper Community College	1	4.2
k.	Other	3	12.5

18. How would you describe your employment status?

		N	%
a.	Employed full-time – 30 hours or more per week	17	70.8
b.	Employed part-time – less than 30 hours per week	6	25.0
c.	Full-time military service	1	4.2

21. When did you obtain your current job?

		N	%
a.	Before attending Harper	0	0.0
b.	While attending Harper	8	33.3
c.	After graduating from Harper	15	62.5

23. How would you describe your job in terms of your major at Harper College?

		N	%
a.	Directly related to my Harper major	23	95.8
b.	Somewhat related to my Harper major	0	0.0
c.	Not at all related to my Harper major	0	0.0

24. How would you rate your Harper education in terms of how well it prepared you to perform your current job?

		N	%
a.	Excellent	11	45.8
b.	Good	10	41.7
c.	Average	2	8.3
d.	Poor	0	0.0

25. How did your Harper College education help you?

		N	%
a.	Obtain present job	20	83.3
b.	Increase in salary	10	41.7
c.	Promotion	3	12.5
d.	Better position with new employer	4	16.7
e.	Other	2	8.3

26. How satisfied are you with your present job?

		N	%
a.	Very satisfied	11	45.8
b.	Somewhat satisfied	10	41.7
c.	Neutral	1	4.2
d.	Somewhat dissatisfied	1	4.2
e.	Very dissatisfied	0	0.0

27. Mark the range that best describes your annual gross income.

		N	%
a.	Less than \$14,999	0	0.0
b.	\$15,000 to \$24,999	0	0.0
c.	\$25,000 to \$34,999	2	8.3
d.	\$35,000 to \$44,999	8	33.3
e.	\$45,000 to \$54,999	10	41.7
f.	\$55,000 or more	2	8.3

28. Would you recommend Harper College to your friends and family?

		N	%
	Definitely would	16	66.7
	Probably would	6	25.0
	Uncertain	1	4.2
	Probably would not	0	0.0
	Definitely would not	0	0.0

29. Would you return to Harper for educational or personal enrichment courses in the near future?

		N	%
	Definitely would	8	33.3
	Probably would	9	37.5
	Uncertain	3	12.5
	Probably would not	2	8.3
	Definitely would not	0	0.0

33. Would you like to receive information about the Harper Association?

		N	%
a.	Yes	4	16.7
b.	No	17	70.8

34. May we have your permission to send your supervisor a questionnaire regarding how well graduates of Harper College perform on the job?

		N	%
a.	Yes	7	29.2
b.	No	14	58.3

Paralegal Studies (13 Respondents out of 43)

1. What was your primary educational objective when you attended Harper College?

		N	%
a.	Transfer to a four year institution	0	0.0
b.	Prepare to enter the work force	2	22.2
c.	Improve skills for current job	3	33.3
d.	Prepare to change careers	3	33.3
e.	Personal enrichment	0	0.0
f.	Other	1	11.1

2. To what extent were you successful in achieving your educational objective?

		N	%
a.	Very successful	3	33.3
b.	Successful	3	33.3
c.	Somewhat successful	3	33.3
d.	Not at all successful	0	0.0

3. Do you plan to continue your education in the future?

		N	%
a.	Yes	5	55.6
b.	No	3	33.3

4. If your response to question 3 is yes, what is the highest degree you plan to earn?

		N	%
a.	Bachelors Degree	4	44.4
b.	Masters Degree	0	0.0
c.	Doctorate Degree	0	0.0
d.	Professional Degree	3	33.3

5. Please rate how your education at Harper College helped you in each of the following areas.

a.	Ability to verbally communicate effectively	N	%
	Extremely helpful	1	11.1
	Helpful	5	55.6
	Not very helpful	1	11.1
	Not helpful at all	0	0.0

b.	Ability to communicate in writing effectively	N	%
	Extremely helpful	1	11.1
	Helpful	5	55.6
	Not very helpful	1	11.1
	Not helpful at all	0	0.0

c.	Ability to understand scientific concepts	N	%
	Extremely helpful	1	11.1
	Helpful	5	55.6
	Not very helpful	1	11.0
	Not helpful at all	0	0.0

d.	Ability to explain and apply the scientific method	N	%
	Extremely helpful	1	11.1
	Helpful	4	44.4
	Not very helpful	2	22.2
	Not helpful at all	0	0.0

e.	Ability to appreciate other points of view	N	%
	Extremely helpful	2	22.2
	Helpful	5	55.6
	Not very helpful	0	0.0
	Not helpful at all	0	0.0

f.	Ability to appreciate diversity and other cultures	N	%
	Extremely helpful	2	22.2
	Helpful	5	55.6
	Not very helpful	0	0.0
	Not helpful at all	0	0.0

g.	Ability to identify, develop and solve quantitative problems	N	%
	Extremely helpful	2	22.2
	Helpful	4	44.4
	Not very helpful	1	11.1
	Not helpful at all	0	0.0

h.	Ability to use computers and technology	N	%
	Extremely helpful	2	22.2
	Helpful	4	44.4
	Not very helpful	0	0.0
	Not helpful at all	1	11.1

6. Please rate the instruction at Harper College.

a.	Class size	N	%
	Excellent	1	11.1
	Good	7	77.8
	Average	1	11.1
	Poor	0	0.0
	Not applicable	0	0.0

b.	Quality of instruction	N	%
	Excellent	1	11.1
	Good	6	66.7
	Average	2	22.2
	Poor	0	0.0
	Not applicable	0	0.0

c.	Course content	N	%
	Excellent	3	33.3
	Good	5	55.6
	Average	1	11.1
	Poor	0	0.0
	Not applicable	0	0.0

d.	Fairness of grading	N	%
	Excellent	2	11.1
	Good	6	66.7
	Average	1	11.1
	Poor	0	0.0
	Not applicable	0	0.0

e.	Faculty teaching ability	N	%
	Excellent	1	11.1
	Good	6	66.7
	Average	2	22.2
	Poor	0	0.0
	Not applicable	0	0.0

f.	Faculty concern for students	N	%
	Excellent	2	22.2
	Good	4	44.4
	Average	2	22.2
	Poor	1	11.1
	Not applicable	0	0.0

g.	Faculty availability	N	%
	Excellent	1	11.1
	Good	4	44.4
	Average	2	22.2
	Poor	1	11.1
	Not applicable	0	0.0

7. How would you rate the following programs and services at Harper College in terms of how they met your needs as a student?

a.	Advising about courses to take for transfer	N	%
	Excellent	1	11.1
	Good	1	11.1
	Average	1	11.1
	Poor	1	11.1
	Didn't know it existed	0	0.0
	Knew about but didn't use	5	55.6

b.	Assistance with deciding your major or career goal	N	%
	Excellent	1	11.1
	Good	1	11.1
	Average	3	33.3
	Poor	0	0.0
	Didn't know it existed	0	0.0
	Knew about but didn't use	4	44.4

c.	Assistance with job placement	N	%
	Excellent	0	0.0
	Good	2	22.2
	Average	2	22.2
	Poor	3	33.3
	Didn't know it existed	0	0.0
	Knew about but didn't use	2	22.2

d.	Access for the disabled on campus	N	%
	Excellent	2	22.2
	Good	1	11.1
	Average	0	0.0
	Poor	1	11.1
	Didn't know it existed	1	11.1
	Knew about but didn't use	4	44.4

e.	Location of the Student Center	N	%
	Excellent	1	11.1
	Good	4	44.4
	Average	1	11.1
	Poor	0	0.0
	Didn't know it existed	0	0.0
	Knew about but didn't use	3	33.3

f.	Usefulness of the student handbook/date-book	N	%
	Excellent	1	11.1
	Good	4	44.4
	Average	1	11.1
	Poor	0	0.0
	Didn't know it existed	1	11.1
	Knew about but didn't use	2	22.2

g.	Availability of computers for out-of-class use	N	%
	Excellent	2	22.2
	Good	3	33.3
	Average	1	11.1
	Poor	0	0.0
	Didn't know it existed	1	11.1
	Knew about but didn't use	2	22.2

h.	Admissions	N	%
	Excellent	3	33.3
	Good	4	44.4
	Average	2	22.2
	Poor	0	0.0
	Didn't know it existed	0	0.0
	Knew about but didn't use	0	0.0

i.	Registration procedures	N	%
	Excellent	3	33.3
	Good	4	44.4
	Average	1	11.1
	Poor	1	11.1
	Didn't know it existed	0	0.0
	Knew about but didn't use	0	0.0

8. How would you rate the convenience of the courses taken in terms of their location?

a.	Harper main campus (Palatine)	N	%
	Very convenient	5	55.6
	Convenient	3	33.3
	Not convenient	1	11.1
	Not applicable	0	0.0

b.	Northeast Center (Wheeling)	N	%
	Very convenient	0	0.0
	Convenient	1	11.1
	Not convenient	0	0.0
	Not applicable	6	66.7

c.	WEB or Internet based (from home of office)	N	%
	Very convenient	1	11.1
	Convenient	1	11.1
	Not convenient	0	0.0
	Not applicable	5	55.6

d.	Other	N	%
	Very convenient	2	22.2
	Convenient	1	11.1
	Not convenient	0	0.0
	Not applicable	1	11.1

9. Which of the following best describes your current educational status?

		N	%
a.	Full-time student (12 credit hrs or more)	0	0.0
b.	Part-time student	2	22.2

10. How would you describe your current major?

		N	%
a.	Same as my Harper major	0	0.0
b.	Related to my Harper major	2	22.2
c.	Entirely new area	0	0.0

11. Did all of your Harper College credits transfer to your current institution?

		N	%
a.	Yes	1	11.1
b.	No	1	11.1

12. If your response to question 11 is no, what was the main reason?

		N	%
a.	Some credits would transfer as elective only	1	11.1
b.	Entirely new field of study at transfer institution	0	0.0
c.	Grades were not high enough to earn transfer credits	0	0.0
d.	Other	1	11.1

13. Have you taken additional courses at Harper since receiving your degree or certificate?

		N	%
a.	Yes	0	0.0
b.	No	2	22.2

14. If your response to question 13 is yes, what type of courses have you taken?

		N	%
a.	Credit courses	0	0.0
b.	Continuing Education courses (non-credit)	0	0.0

15. How would you rate your Harper education in terms of how well it prepared you for continuing your education?

		N	%
a.	Excellent	1	11.1
b.	Good	1	11.1
c.	Average	0	0.0
d.	Poor	0	0.0

17. Which institution do you currently attend?

		N	%
a.	Columbia College in Chicago	0	0.0
b.	DePaul University	0	0.0
c.	Elmhurst College	0	0.0
d.	Illinois State University	0	0.0
e.	Northeastern Illinois University	0	0.0
f.	Northern Illinois University	0	0.0
g.	Roosevelt University	1	11.1
h.	University of Illinois at Champaign Urbana	0	0.0
i.	University of Illinois at Chicago	0	0.0
j.	Harper Community College	0	0.0
k.	Other	1	11.1

18. How would you describe your employment status?

		N	%
a.	Employed full-time – 30 hours or more per week	6	66.7
b.	Employed part-time – less than 30 hours per week	2	22.2
c.	Full-time military service	1	11.1

21. When did you obtain your current job?

		N	%
a.	Before attending Harper	3	33.3
b.	While attending Harper	1	11.1
c.	After graduating from Harper	4	44.4

23. How would you describe your job in terms of your major at Harper College?

		N	%
a.	Directly related to my Harper major	4	44.4
b.	Somewhat related to my Harper major	4	44.4
c.	Not at all related to my Harper major	0	0.0

24. How would you rate your Harper education in terms of how well it prepared you to perform your current job?

		N	%
a.	Excellent	0	0.0
b.	Good	5	55.6
c.	Average	2	22.2
d.	Poor	0	0.0

25. How did your Harper College education help you?

		N	%
a.	Obtain present job	5	55.6
b.	Increase in salary	1	11.1
c.	Promotion	0	0.0
d.	Better position with new employer	2	22.2
e.	Other	2	22.2

26. How satisfied are you with your present job?

		N	%
a.	Very satisfied	1	11.1
b.	Somewhat satisfied	6	66.7
c.	Neutral	1	11.1
d.	Somewhat dissatisfied	0	0.0
e.	Very dissatisfied	0	0.0

27. Mark the range that best describes your annual gross income.

		N	%
a.	Less than \$14,999	0	0.0
b.	\$15,000 to \$24,999	1	11.1
c.	\$25,000 to \$34,999	3	33.3
d.	\$35,000 to \$44,999	4	44.4
e.	\$45,000 to \$54,999	0	0.0
f.	\$55,000 or more	0	0.0

28. Would you recommend Harper College to your friends and family?

		N	%
	Definitely would	4	44.4
	Probably would	4	44.4
	Uncertain	0	0.0
	Probably would not	0	0.0
	Definitely would not	0	0.0

29. Would you return to Harper for educational or personal enrichment courses in the near future?

		N	%
	Definitely would	3	33.3
	Probably would	3	33.3
	Uncertain	1	11.1
	Probably would not	1	11.1
	Definitely would not	0	0.0

33. Would you like to receive information about the Harper Association?

		N	%
a.	Yes	0	0.0
b.	No	9	100.0

34. May we have your permission to send your supervisor a questionnaire regarding how well graduates of Harper College perform on the job?

		N	%
a.	Yes	1	11.1
b.	No	8	88.9