

To view a specific page, please click on the "Bookmarks" tab on your left, and select by clicking on any of your choice. Do you want to go directly to Table 1? Click on Table 1. Thank you.

Harper College
Survey of 2003 Graduates

*Prepared by the Office of Research
- Teaming to Serve Research Needs of the College -
June 30, 2005*

- This Page Left Blank Intentionally -

Executive Summary

- Response rate was 26% (330) for 2003 graduates (1,269). Response rate is low; therefore, results are suggestive rather than definitive concerning perceptions of 2003 Harper graduates.
- In terms of demographics, 73% of the 2003 Harper graduates were White and 27% were minority (all others). 52% were adults (25 & Over) and 48% were young adults (19-24). 68% were female and 32% were male.
- Overall, 2003 graduates' (respondents') perceptions of Harper were very positive. 99% of the 2003 graduate respondents would recommend Harper College to friends and family and 83% would take further courses at Harper.
- 51% of respondents reported that their primary objective when attending Harper College was to transfer to a four year institution. 62% said that they were very successful in achieving their educational objective.
- 91% of the respondents were planning to continue their education. 43% are planning to earn their Bachelor's Degree and 41% their Master's Degree.
- When rating their education at Harper College, 2003 graduate respondents rated "ability to appreciate other points of view" number one (1), 94% said it was extremely helpful or helpful.
- When rating their instruction at Harper College, 2003 graduate respondents rated "class size" and "course content" highest, 90% said instruction was good or excellent in these two categories.
- When rating the programs and services at Harper College in terms of how they met their needs as a student, 2003 graduate respondents rated "availability of computers for out-of-class use" highest, 78% said this category was good or excellent.
- When asked about the convenience of the courses taken in terms of their location, 2003 graduate respondents rated "Harper main campus (Palatine)" highest, 98% said the main campus was convenient or very convenient.
- 75% of the 2003 graduate respondents were full-time students at the time they responded to our instrument. 70% of them said they were either taking classes related to their Harper major or same as their Harper major. 89.5% of them said their Harper education prepared them well (rated "good or "excellent") for continuing their education. 63% of the respondent reported all their Harper credit transferred to their current institution, and 58% reported that some credits would transfer as elective only. 34% were taking additional courses at Harper. 86% were taking continuing education courses.

- 13.5% of the 2003 graduate respondents transferred to Northeastern Illinois University and the same percentage to Roosevelt University. These were the two most popular schools for transferring.
- 69% of the 2003 graduate respondents were employed full-time and 47% obtained employment after graduating from Harper. 61% said their job is directly related to their Harper major or somewhat related to their Harper major. 68% said their Harper education prepared them well (rated “good or “excellent”) for performing their current job. 71% said they are very satisfied or somewhat satisfied with their present job.

Table of Contents

Executive Summary	i
Index of Tables	iv
Introduction	1
Methodology	1
Overview of Results	5
Detailed Survey Results	11
Significant Differences Within Demographic Groupings of 2003 Harper	
Graduates (330 Respondents)	29
2003 Graduate Survey Open-ended Responses.....	35
Graduate Survey Forms	65
 Appendix	 71
AA	73
AS	81
Web Development	89
Dental Hygiene	97
Nursing.....	105
Paralegal Studies	113

Index of Tables

Table 1: Survey Response Rates for 1999-2003.....	1
Table 2: Ethnicity, Age Group, and Gender of Graduates.....	2
Table 3: What was your primary objective when you attended Harper College?	11
Table 4: To what extent were you successful in achieving your educational objective? .	11
Table 5: Do you plan to continue your education in the future?	12
Table 6: What is the highest degree you plan to earn? *	12
Table 7: Please rate how your education at Harper College helped you in each of the following areas:.....	13
Table 8: Please rate the instruction at Harper College:.....	15
Table 9: How would you rate the following programs and services at Harper College in terms of how they met your needs as a student?.....	16
Table 10: How would you rate the convenience of the courses taken in terms of their location?.....	19
Table 11: Which of the following best describes your current educational status?.....	21
Table 12: How would you describe your current major?	21
Table 13: How would you rate your Harper education in terms of how well it prepared you for continuing your education?	21
Table 14: Did all of your Harper College credits transfer to your current institution?	22
Table 15: What was the main reason for Harper College credits failing to transfer?.....	22
Table 16: Have you taken additional courses at Harper College since receiving your degree or certificate?.....	22
Table 17: What type of courses have you taken?	23
Table 18: Which institution do you currently attend? *	23
Table 19: How would you describe your employment status?	24
Table 20: How long have you had your present job?	24
Table 21: When did you obtain your current job?	24
Table 22: If you obtained your current job after graduating from Harper, how long did you actively seek employment before obtaining your present job?.....	25
Table 23: How would you describe your job in terms of your major at Harper?	25
Table 24: How would you rate your Harper education in terms of how well it prepared you for performing your current job?	25
Table 25: How did your Harper College education help you?	26
Table 26: How satisfied are you with your present job?	26
Table 27: Mark the range that best describes your annual gross income:	27
Table 28: Graduate Preferences	28
Table 29: What was your primary objective when you attended Harper College?(Age).	29
Table 30: What was your primary objective when you attended Harper?(Gender)	29
Table 31: To what extent were you successful in achieving your educational objective?	30
Table 32: How did your education at Harper College helped you in the ability to appreciate other points of view?	30
Table 33: How would you rate the assistance with deciding your major or career goal at Harpr College in terms of how they met your needs as a student?.....	30
Table 34: How would you rate the convenience of the courses taken in terms of their location at Harper main campus (Palatine)?	31
Table 35: Which of the following best describes your current educational status?.....	31
Table 36: How would you describe your current major?	32
Table 37: Have you taken additional courses at Harper since receiving your degree or certificate?.....	32

Table 38: How would you describe your employment status?	32
Table 39: How long have you had your present job? (Age)	33
Table 40: How long have you had your present job? (Gender)	33
Table 41: When did you obtain your current job? (Ethnicity)	33
Table 42: When did you obtain your current job? (Gender)	34
Table 43: How would you describe your job in terms of your major at Harper College?	34
Table 44: Mark the range that best describes your annual gross income?	34

Introduction

Harper College has conducted an annual survey of the previous year's graduates for several years. The survey was designed to measure graduate satisfaction with the college and its programs. In 2001, the instrument underwent significant redesign. 1999 data is not fully compatible with the data from later years' graduates. This report provides results from the surveys administered to 2000 – 2003 graduates. Where comparable, data from the 1999 survey are also provided. Open-ended responses and a copy of the 2003 survey are included in the Appendix. The Appendix also contains counts and percentages of responses to the 2003 survey questions by Certificate/Degree when there were at least 5 respondents.

Methodology

The Office of Research mails surveys to Harper College graduates annually. Each year's mailing occurs approximately one year after graduation. Table 1 shows historical survey response rates for the period 1999-2003.

Table 1: Survey Response Rates for 1999-2003

	1999 Graduates	2000 Graduates	2001 Graduates	2002 Graduates	2003 Graduates
Surveys Distributed	1220	1257	1227	1117	1269
Surveys Received	279	317	247	284	330
Response Rate	22.9%	25.2%	20.1%	25.4%	26.0%

Due to low response rates, the results discussed throughout this report should be considered suggestive rather than definitive. With regard to age, there were only three graduating students in the FTIC (18 and under) category. With regard to ethnicity, comparisons are in terms of minority vs. whites. An analysis of the demographic characteristics of the responding graduates indicates that the sample is very similar to the graduate population in terms of age and ethnicity. However, the samples did manifest gender bias in the years 2000-2003: females were more likely to respond to the survey and as a result are over-represented in the sample of respondents. Table 2 summarizes demographic characteristics for the 2000, 2001, 2002, and 2003 Graduate Surveys.

Table 2: Ethnicity, Age Group, and Gender of Graduates

	2000 Graduates						2001 Graduates					
	Respondents		Non-Respondents		Total		Respondents		Non-Respondents		Total	
	N	%	N	%	N	%	N	%	N	%	N	%
Ethnicity												
Asian	34	10.7	88	9.5	122	9.8	11	4.5	38	3.9	49	4.0
African-American	5	1.6	18	1.9	23	1.8	4	1.6	22	2.2	26	2.1
Hispanic	12	3.8	63	6.8	75	6.0	14	5.7	53	5.4	67	5.5
White	259	81.7	747	80.3	1006	80.7	197	79.8	733	74.8	930	75.8
International	3	.9	14	1.5	17	1.4	4	1.6	7	.7	11	.9
Other/Unknown	4	1.2			4	.3	17	6.9	127	12.9	144	11.7
TOTAL	317	100.0	930	100.0	1247	100.0	247	100.0	980	100.0	1227	100.0

	2002 Graduates						2003 Graduates					
	Respondents		Non-Respondents		Total		Respondents		Non-Respondents		Total	
	N	%	N	%	N	%	N	%	N	%	N	%
Ethnicity												
Asian	21	7.4	107	12.8	128	11.5	26	7.9	101	10.8	127	10.0
African-American	4	1.4	19	2.3	23	2.1	7	2.1	21	2.2	28	2.2
Hispanic	20	7.0	60	7.2	80	7.2	18	5.5	77	8.2	95	7.5
White	221	77.8	585	70.2	806	72.2	253	76.7	669	71.2	922	72.7
International	2	.7	3	.4	5	.4	4	1.2	3	.3	7	.6
Other/Unknown	16	5.6	59	7.1	75	6.7	22	6.7	68	7.2	90	7.1
TOTAL	284	100.0	833	100.0	1117	100.0	330	100.0	939	100.0	1269	100.0

	2000 Graduates						2001 Graduates					
	Respondents		Non-Respondents		Total		Respondents		Non-Respondents		Total	
	N	%	N	%	N	%	N	%	N	%	N	%
Age Group												
FTIC (18 & under)												
Young Adult (19-24)	122	40.5	383	40.5	505	40.5	127	51.4	460	46.9	587	47.8
Adult (25 & Over)	179	59.5	561	59.5	740	59.5	120	48.6	520	53.1	641	52.2
TOTAL	301	100.0	946	100.0	1247	100.0	247	100.0	980	100.0	1227	100.0
Gender												
Female	226	71.3	548	58.9	774	62.1	181	73.3	642	65.5	823	67.1
Male	74	23.3	399	41.1	473	37.9	66	26.7	338	34.5	404	32.9
TOTAL	317	100.0	930	100.0	1247	100.0	247	100.0	980	100.0	1227	100.0

	2002 Graduates						2003 Graduates					
	Respondents		Non-Respondents		Total		Respondents		Non-Respondents		Total	
	N	%	N	%	N	%	N	%	N	%	N	%
Age Group												
FTIC (18 & under)							2	.6	1	.1	3	.2
Young Adult (19-24)	134	47.2	393	47.2	527	47.2	161	48.8	445	47.4	606	47.8
Adult (25 & Over)	150	52.8	440	52.8	590	52.8	167	50.6	493	52.5	660	52.0
TOTAL	284	100.0	833	100.0	1117	100.0	330	100.0	939	100.0	1269	100.0
Gender												
Female	211	74.3	499	59.9	710	63.6	263	79.7	602	64.1	865	68.2
Male	73	25.7	334	40.1	407	36.4	67	20.3	337	35.9	404	31.8
TOTAL	284	100.0	833	100.0	1117	100.0	330	100.0	939	100.0	1269	100.0

- Females are more likely to respond to surveys; 80% of total respondents were females.

The survey is a 34-item instrument, including both multiple choice and open-ended questions. These questions are broken down into 4 thematic sections.

- Section A asks about various aspects of their Harper experience.
- Section B focuses on the impact of Harper on those graduates who continued their education.
- Section C focuses on the impact of Harper on those graduates who were employed at least part time.
- Section D focuses on questions related to the graduate's overall Harper experiences.

Analysis of the data reveals a number of statistically significant differences among groups of 2003 graduates. These differences are mostly found in Sections A, B, and C items and specifically due to differential gender, ethnicity, and age groups' responses among the 2003 graduates that will be discussed in a later section of this report.

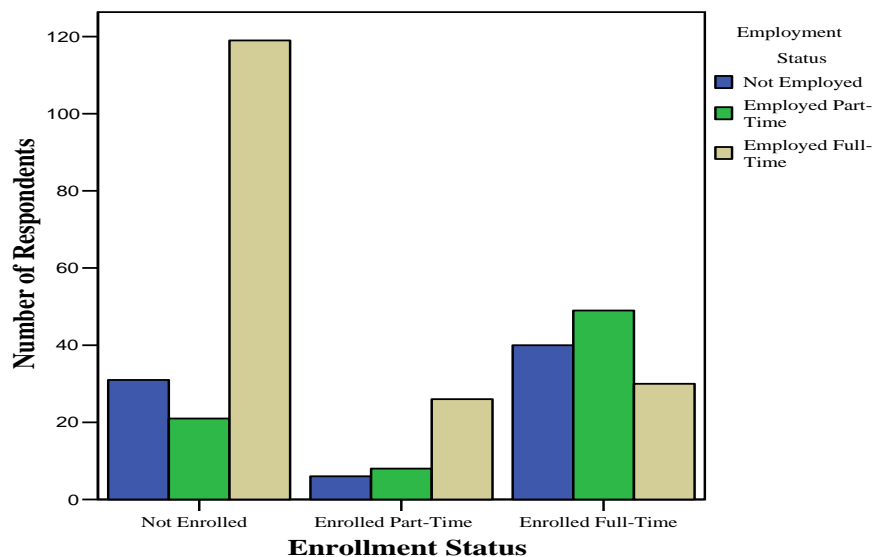
- This Page Left Blank Intentionally -

Overview of Results

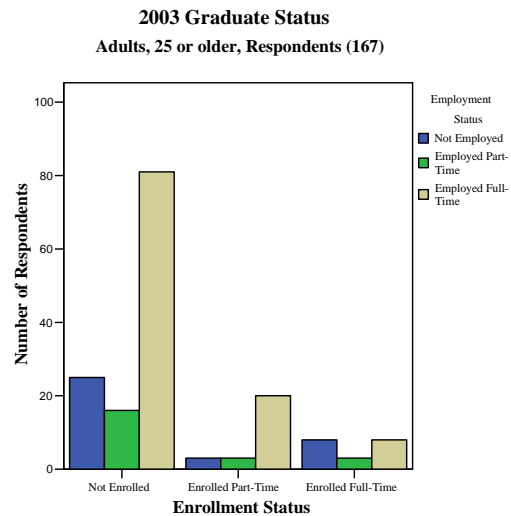
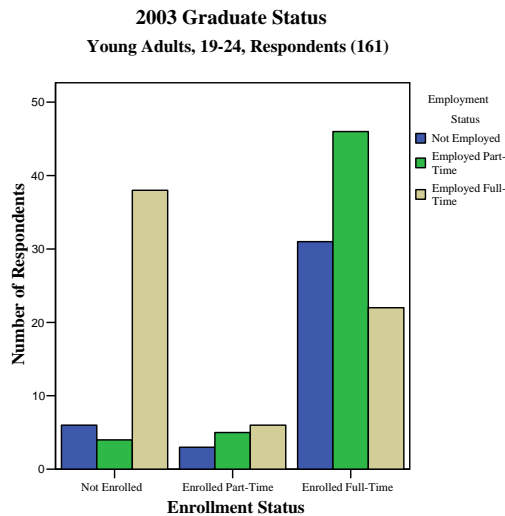
This report contains four parts. The first examines overall responses to survey questions. The second part examines significant differences within demographic groups; gender, age, and racial subgroups in the 2003 respondents. The third part provides a detailed listing of open-ended responses provided by respondents in 2003. The final part provides an Appendix that contains counts and percentages of responses to the 2003 survey questions by Certificate/Degree where there were at least 5 respondents.

Overall, Harper graduates favored Harper College and its services in most areas. Graduate preferences were similar for the five years shown in this report. Harper graduates sought education primarily for transfer to another program and secondarily for vocational reasons. Personal enrichment was cited as a reason by less than six percent of responding graduates in 2003. Overall, 51% of 2003 responding Harper graduates were planning to transfer to a four year institution after their graduation from Harper (Table 3).

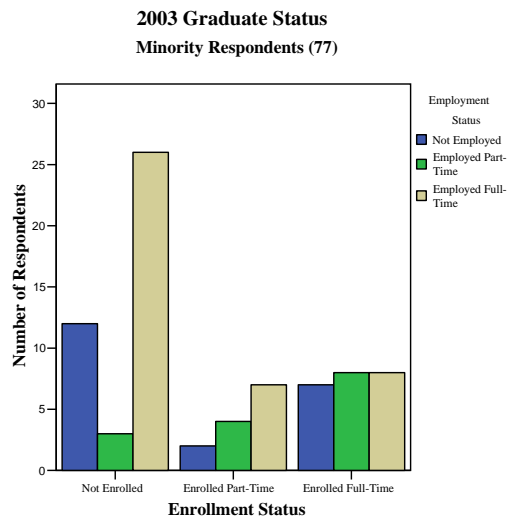
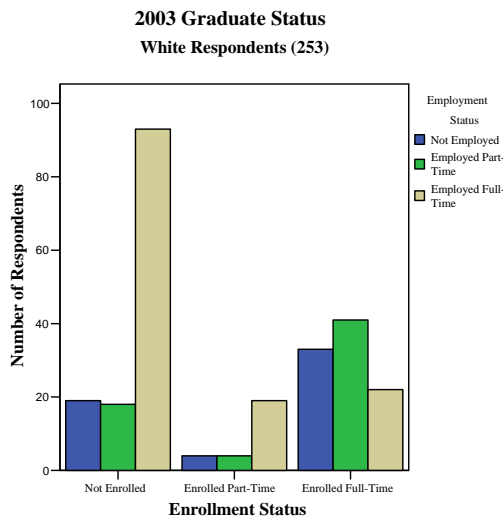
2003 Graduate Status
Total Respondents (330)



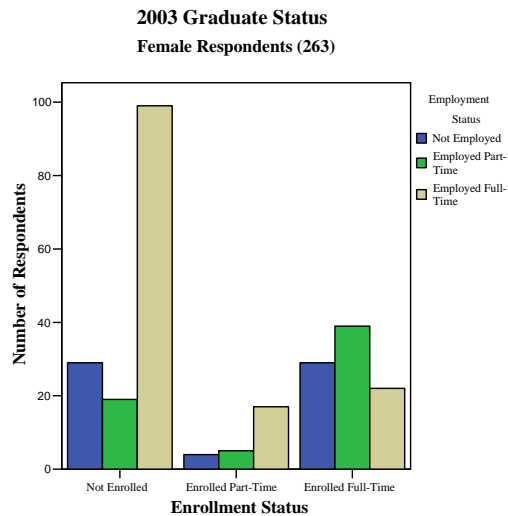
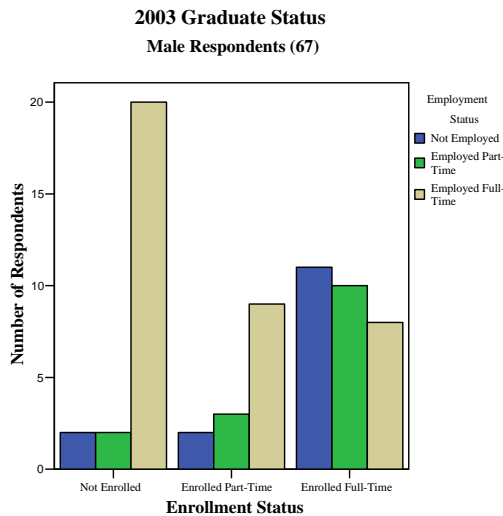
As can be seen on the graph above, the highest category was the not enrolled and employed full-time (119). Out of the total respondents (330), 48% were enrolled either part-time or full-time. 77% of the respondents were employed either full-time or part-time. These results are in agreement with 51% of the respondents reporting that their primary objective when attended Harper College was to transfer to a four year institution. Response rate was 26% for 2003 graduates.



Harper graduate groups manifest a variety of tendencies, not all of which are easily categorized by these groups. There were only two respondents for the 18 or under category for the age group that are not included on the graphs above. The greatest number of young adults, as shown in the graphs above, are enrolled full-time and employed part-time. For adult respondents, the greatest number were not enrolled and employed full-time.



Differences between ethnicity groups for 2003 graduates are consistent with prior years. For white and minority respondents, the largest number of respondents in each group were not enrolled and employed full-time.



Gender distribution for the 2003 graduate respondents was female 80% versus male 20%. The highest category chosen by both groups was not enrolled and employed full-time.

Many 2003 graduate respondents gave very positive comments complimenting faculty on their helpfulness and professionalism, class size, campus in general, assistance from staff, student diversity, education experience, and curriculum. A sample of open-end responses from question 30 follows:

- I liked how well the teachers interact with the students. How they cared about your success.
- I liked how close all the buildings are. Every employee I saw was extremely nice and helpful.
- I liked the convenience and small size of the classes. I also liked how well the counselors helped me to find a career and successfully transfer to a four year institution.
- Many credits transferred to Harper and from Harper to other schools without a problem. I was thoroughly helped by an advisor when I first transferred there. Advising and career counselors were very beneficial.
- I was able to go to Harper - set goals and accomplish them. I had support from the Women's Center and financial aid that really helped. What I liked best was the enthusiasm the instructors had for what they were teaching and how they knew us personally and were trying to help us accomplish our goals.
- I liked the teachers at Harper. I really feel that they provided me with a good education. Most of the teachers seemed genuinely concerned about their students.
- That I was able to complete my general education requirements near home and for an inexpensive price.
- Registration! Speed! Class size!
- The facilities were excellent and up-to-date. Web registration was extremely convenient and there were a variety of course offerings that fit my schedule.
- The faculty was extremely helpful. I could not believe how very useful and highly effective the faculty were to helping my academic and personal needs. I didn't have one faculty member who wouldn't help me outside of the classroom. I truly appreciated their generous help they provided during their office hours.

- The student body. I was involved in students' clubs and organizations, and those were absolutely the best part of attending college. In addition to that, the faculty was really helpful toward the students, inside and outside class.
- Good teachers, good curriculum, class scheduling to accommodate all types of schedules.
- Nice, clean, updated campus. High tech instruction - all the latest technology in my field / major available and taught.
- Course selection and times of classes.
- The campus at Harper is beautiful, excluding the construction work being done.
- Small class sizes, taught by experts in their fields rather than pure academics, didn't feel like the classes were "dumped-down", good technical facilities.
- The small class size and the diversity of the student body.
- Harper College staff and faculty challenge students to do quality work in order to meet expectations of future employers and university professors.
- The look of the buildings and interior spaces of Harper as well as the quality of technology available exceeds almost every college I have visited in the state. Also, the small class sizes allowed me to explore every subject in depth. Most teachers were also willing to discuss their area of expertise outside of class so I learned quite a bit more about their subjects than I had originally expected.
- The way different ethnic groups came together and help one another in the class room setting. How people learn more about people that are different from them and how they open my mind to things I didn't know existed.
- The education experience. The faculty was great. The campus was easy to get around, and the schedule of classes were very accommodating.
- I really enjoyed the diversity. I feel like I learned a lot through meeting others and being open to advice and opinions. I was able to participate in a couple clubs as well as student ambassador. This was a huge help.
- Harper is a very accessible school which makes it very convenient for a wide variety of people. Registration was a very simple process, and the class sizes and times were nice.

Many 2003 graduate respondents also gave very good suggestions for improving the College instruction and services. A sample of open-end responses, from question 31 and 32 follows:

Instruction

- More teacher-student availability times.
- Expand curriculum and offer advanced degrees.
- Make part-time instructors more available. Communication through e-mail is a big suggestion. Not enough instructors use it.
- Maybe full time teaching positions - a lot of my past teachers rotated from one school to another - keeping teachers in one spot seems to be in the best interest of both students and the school, because it would ease the tension of the teachers who rush back and forth to one job to another, easy to get in touch with teachers.
- Instructors seem to be very knowledgeable but don't have teaching skills. Also, much time is wasted in dealing with students who don't seem to be serious about their education.
- Increase lab availability time and day availability.
- Consider making it a four year university. Have the deans sit in courses and 'grade' the instructors.
- Offer four year degrees.
- More online courses for computer instruction - saves on commuting.
- Harper's instruction should expand its program to include Bachelor's degrees or become a four year university. Harper is better than most colleges in the United States.
- Have more courses available in the morning, not only night.
- Provide some four year opportunities for certain degrees.
- Focus on the students' future plans and direct them better in course selection.

- Four year degree!
- Better guidance counseling - friendlier, more helpful.
- Due to the busy lives of everyone, it would be great if there were a wider range of on-line courses.
- By initiating more interaction between students, instruction can be improved.
- More full time instructors instead of so many part timers (adjunct). Part time teachers are never available when needed.
- Books should be included in price of class or rented or cheaper prices.
- Counselors need to do more to help with transferring information.
- I can't really think of anything. I enjoyed my time there. Maybe offer four year degrees. I would have gotten mine from Harper if it was offered.
- While on the whole my experience in the classroom has been above par, I would like to mention that during the summer however there seems to be a down turn in the quality of instruction.
- Four year college or masters program.
- Academic advising was inconsistent. I went to see a different counselor three times, and each recommendation was different. i. e. Courses required, credits that will transfer, etc. I didn't have a lot of faith in the counselors.

Services

- Availability to food / snacks (other than vending machines) in more locations. I came to school right after work to take evening classes - unless I was willing / able to walk to cafeteria, I had to eat something from vending machines.
- I would like it if Harper would offer more degrees in which you can get a desirable job immediately. If they offered bachelors degrees it would be helpful instead of transferring.
- Better and more accessible parking lots / spaces! Better pricing on "book buy backs".
- Provide train shuttle bus for commuters.
- Just provide offices for non-full-time faculty like I mentioned during question #31.
- Classrooms were not always appropriate for my type of classes. But we were always scheduled in classrooms with desks instead of tables.
- Improve parking conditions. One problem I encountered while attending Harper was that the room numbers in the buildings were not in a logical sequence. It would be very helpful to have a different / logical numbering system.
- Longer library hours - more parking where it's actually needed!
- Make some type of tunnel to cover you from the wind and cold weather since you have to walk so far from the parking lots.
- Better customer service skills in all student service offices. Personnel are often rude, give conflicting / incorrect information and seem to care less about helping students---the whole purpose of their job.
- Build more parking lots, or a garage.
- Do a better job of explaining benefits and services to adult learners. Adults don't necessarily want to attend orientation session with teenaged students. Provide either special sessions, on-line data easily obtained or written data accessible when registering.
- You can also have more of on-line classes and each class have a chat room for the students to talk about anything about a class.
- Need better communication of services available for the students and for the general tax-payer public (such as inter-department cross-referencing).
- More parking lots, with one way rows (too many "close calls"), enforce speed limits.
- The College can improve its services by offering more internet and telecourse classes. This will offer an incentive for the older generation and working class to return to school, either seeking a degree or simply for their own edification and enrichment.
- Available services should be explained and put more into the forefront, more easy to find out about services. What they are and how to utilize them.
- Accentuate Career Services - let students know how an education at Harper can fit into the work force (I wish I had been more aware of Career Services. I'd have loved to learn how to utilize my A.A.). Thank you for an excellent school - I quite miss Harper.

- Have office hours maybe once a week in the evening.
- The food service in the main lunchroom should be open past 6:30p.m. Some people work during the day, rush to school to eat a quick dinner before class - but do not get dinner because they start to close at 6p.m.
- I strongly believe Harper provides great services not only for its students but for the community as well. One improvement can be to better communicate these programs to potential users. I think more advertising would be a good start.
- I want a four year program! Offer e-mail notification about registration! Offer more classes that meet one day a week, this will attract more adults back to school.

Overall, 2003 graduates left Harper College with a very favorable perception of Harper (Table 26). Graduates are likely to return to Harper for further classes and recommend Harper to friends and relatives. This positive “word-of-mouth” is a Harper strong asset. The generally positive assessment is strongly backed by the overall results and findings of the surveys.

Detailed Survey Results

Section A: General Graduate Impressions (330 Respondents)

Table 3: What was your primary objective when you attended Harper College?

	1999 Graduates		2000 Graduates		2001 Graduates		2002 Graduates		2003 Graduates	
	N	%	N	%	N	%	N	%	N	%
Transfer to a four year institution	109	48.7	148	47.7	119	49.4	140	49.3	167	50.6
Prepare to enter the work force	31	13.8	41	13.2	44	18.3	46	16.2	45	13.6
Improve skills for current job	28	12.5	27	8.7	19	7.9	17	6.0	41	12.4
Prepare to change careers	38	17.0	59	19.0	33	13.7	49	17.3	45	13.6
Personal enrichment	11	4.9	19	6.1	16	6.6	19	6.7	17	5.2
Other	7	3.1	16	5.2	10	4.1	13	4.6	11	3.3
Subtotal for answers 2-4 (career)	97	43.3	127	40.9	96	39.9	112	39.9	131	39.6
TOTAL	224	100.0	310	100.0	245	100.0	284	100.0	326	100.0

- Consistent with previous years, transfer to a four year institution remains the primary objective for 2003 graduates.
- The total for job-related educational goals (“Prepare to enter the workforces”, “Improve skills for current job”, and “Prepare to change careers”) remained steady among all responding graduate cohorts.

Table 4: To what extent were you successful in achieving your educational objective?

	2000 Graduates		2001 Graduates		2002 Graduates		2003 Graduates	
	N	%	N	%	N	%	N	%
Very successful	162	59.1	149	68.7	169	59.5	204	61.8
Successful	80	29.2	44	20.3	83	29.2	85	25.8
Somewhat successful	30	10.9	18	8.3	27	9.5	32	9.7
Not at all successful	2	.7	6	2.8	4	1.4	9	2.7
TOTAL	274	100.0	217	100.0	283	100.0	330	100.0
Mean ^a		3.4		3.5		3.5		3.5
Standard deviation		.72		.76		.73		.78

^a Answers for Table 4 were rated on a four-point scale as follows: “Very successful” (4), “Successful” (3), “Somewhat successful” (2), and “Not at all successful” (1).

- Consistent with previous years, graduates believe themselves to be successful or very successful (87% in 2003) in achieving their educational goals.

Table 5: Do you plan to continue your education in the future?

	1999 Graduates		2000 Graduates		2001 Graduates		2002 Graduates		2003 Graduates	
	N	%	N	%	N	%	N	%	N	%
Yes	276	89.9	280	88.9	212	86.5	248	87.9	297	91.1
No	31	10.1	35	11.1	33	13.5	34	12.1	29	8.9
TOTAL	307	100.0	315	100.0	245	100.0	282	100.0	326	100.0

- Most Harper graduates intend to continue their education. The percentage of graduates planning to continue their education increased slightly from 88% in 2002 to 91% in 2003.

Table 6: What is the highest degree you plan to earn? ^a

	1999 Graduates		2000 Graduates		2001 Graduates		2002 Graduates		2003 Graduates	
	N	%	N	%	N	%	N	%	N	%
Bachelor's Degree	108	40.8	93	40.1	85	46.2	89	36.2	124	42.6
Master's Degree	115	43.4	106	45.7	72	39.1	124	50.4	118	40.5
Doctorate Degree	17	6.4	13	5.6	13	7.1	15	6.1	29	10.0
Professional Degree	25	9.4	20	8.6	14	7.6	18	7.3	20	6.9
Total Responding	265	100.0	232	100.0	184	100.0	246	100.0	291	100.0
Not Responding	42	13.7	83	26.3	61	24.9	38	13.4	39	11.8
Grand Total	307		315		245		284		330	

^a Of respondents seeking to continue their education

- Most 2003 Harper graduates intending to continue their education plan to earn a Bachelor's (43%) or Master's degree (41%).

Table 7: Please rate how your education at Harper College helped you in each of the following areas:

	1999 Graduates		2000 Graduates		2001 Graduates		2002 Graduates		2003 Graduates	
	N	%	N	%	N	%	N	%	N	%
Ability to verbally communicate effectively										
Extremely helpful	61	20.3	86	27.7	76	31.4	66	24.0	88	27.2
Helpful	204	67.8	191	61.4	141	58.3	179	65.1	211	65.1
Not very helpful	24	8.0	29	9.3	20	8.3	21	7.6	20	6.2
Not helpful at all	12	4.0	5	1.6	5	2.1	9	3.3	5	1.5
Total providing ratings	301	100.0	311	100.0	242	100.0	275	100.0	324	100.0
Mean ^a		3.0		3.1		3.2		3.1		3.2
Standard deviation		.66		.64		.67		.66		.60
Ability to communicate in writing effectively										
Extremely helpful	71	23.7	90	28.9	72	29.9	77	28.0	103	31.8
Helpful	191	63.7	184	59.2	146	60.6	167	60.7	192	59.3
Not very helpful	26	8.7	31	10.0	20	8.3	23	8.4	26	8.0
Not helpful at all	12	4.0	6	1.9	3	1.2	8	2.9	3	.9
Total providing ratings	300	100.0	311	100.0	241	100.0	275	100.0	324	100.0
Mean ^a		3.1		3.1		3.2		3.1		3.2
Standard deviation		.69		.65		.63		.68		.62
Ability to understand scientific concepts										
Extremely helpful	67	22.8	74	24.0	48	20.3	68	24.8	88	27.6
Helpful	141	48.0	168	54.5	144	61.0	174	63.5	169	53.0
Not very helpful	56	19.0	53	17.2	30	12.7	23	8.4	49	15.4
Not helpful at all	30	10.2	13	4.2	14	5.9	9	3.3	13	4.1
Total providing ratings	294	100.0	308	100.0	236	100.0	274	100.0	319	100.0
Mean ^a		2.8		2.9		3.0		3.1		3.0
Standard deviation		.89		.76		.75		.68		.77
Ability to explain and apply scientific method ^b										
Extremely helpful			77	24.9	47	19.7	59	21.6	71	22.5
Helpful			157	50.8	136	57.1	167	61.2	165	52.2
Not very helpful			60	19.4	38	16.0	37	13.6	62	19.6
Not helpful at all			15	4.9	17	7.1	10	3.7	18	5.7
Total providing ratings			309	100.0	238	100.0	273	100.0	316	100.0
Mean ^a				3.0		2.9		3.0		2.9
Standard deviation				.80		.80		.71		.80
Ability to appreciate other points of view										
Extremely helpful	80	26.7	114	36.7	86	35.8	90	32.7	125	38.6
Helpful	179	59.7	167	53.7	132	55.0	156	56.7	180	55.6
Not very helpful	32	10.7	26	8.4	20	8.3	24	8.7	16	4.9
Not helpful at all	9	3.0	4	1.3	2	.8	5	1.8	3	.9
Total providing ratings	300	100.0	311	100.0	240	100.0	275	100.0	324	100.0
Mean ^a		3.1		3.3		3.3		3.2		3.3
Standard deviation		.70		.66		.64		.67		.61

^a For Table 7, answers were rated on a four-point scale as follows: "Extremely helpful" (4), "Helpful" (3), "Not very helpful" (2), and "Not at all helpful" (1).

^b 1999 instrument did not include a comparable question.

Table 7: Cont'd

	1999 Graduates		2000 Graduates		2001 Graduates		2002 Graduates		2003 Graduates	
	N	%	N	%	N	%	N	%	N	%
Ability to appreciate diversity and other cultures										
Extremely helpful	69	23.4	106	34.3	88	37.1	99	36.0	113	35.2
Helpful	147	49.8	154	49.8	106	44.7	130	47.3	160	49.8
Not very helpful	61	20.7	39	12.3	38	16.0	40	14.5	35	10.9
Not helpful at all	18	6.1	10	3.2	5	2.1	6	2.2	13	4.0
Total providing ratings	295	100.0	309	100.0	237	100.0	275	100.0	321	100.0
Mean ^a		2.9		3.1		3.2		3.2		3.2
Standard deviation		.82		.76		.77		.75		.77
Ability to identify, develop, and solve quantitative problems										
Extremely helpful	61	20.9	58	19.0	52	21.8	69	25.4	66	20.6
Helpful	153	52.4	202	66.0	134	56.3	168	61.8	201	62.8
Not very helpful	44	15.1	37	12.1	39	16.4	31	11.4	43	13.4
Not helpful at all	34	11.6	9	2.9	13	5.5	4	1.5	10	3.1
Total providing ratings	292	100.0	306	100.0	238	100.0	272	100.0	320	100.0
Mean ^a		2.8		3.0		2.9		3.1		3.0
Standard deviation		.89		.65		.77		.65		.68
Ability to use computers and technology										
Extremely helpful	74	24.9	76	24.5	66	27.4	69	24.7	80	24.9
Helpful	137	46.1	149	48.1	120	49.8	144	51.6	177	55.1
Not very helpful	59	19.9	67	21.6	40	16.6	49	17.6	49	15.3
Not helpful at all	27	9.1	18	5.8	15	6.2	17	6.1	15	4.7
Total providing ratings	297	100.0	310	100.0	241	100.0	279	100.0	321	100.0
Mean ^a		2.9		2.9		3.0		3.0		3.0
Standard deviation		.89		.83		.83		.82		.77

^a For Table 7, answers were rated on a four-point scale as follows: "Extremely helpful" (4), "Helpful" (3), "Not very helpful" (2), and "Not at all helpful" (1).

- Students found their Harper education "helpful" or "extremely helpful" in all categories, 80% and over, except for "Ability to explain and apply scientific method" where it was 74.7%.
- Significantly more 2003 graduates (94%) responded Harper education was "helpful" or "extremely helpful" in "Ability to appreciate other points of view" than the 2002 graduates (89%). This area had the highest rating among the items rated.

Table 8: Please rate the instruction at Harper College:

	1999 Graduates		2000 Graduates		2001 Graduates		2002 Graduates		2003 Graduates	
	N	%	N	%	N	%	N	%	N	%
Class size										
Excellent	122	39.6	117	37.3	102	41.8	112	39.4	144	43.8
Good	129	41.9	141	44.9	106	43.4	140	49.3	153	46.5
Average	51	16.6	51	16.2	29	11.9	29	10.2	30	9.1
Poor	6	1.9	5	1.6	7	2.9	3	1.1	2	.6
Total providing ratings	308	100.0	314	100.0	244	100.0	284	100.0	329	100.0
Mean ^a		3.2		3.2		3.2		3.3		3.3
Standard deviation		.78		.75		.77		.68		.67
Not applicable	3	1.0	1	.3	1	.4				
Total Respondents	311		315		245		284		329	
Quality of instruction										
Excellent	124	39.9	124	39.2	98	40.3	115	40.6	142	43.4
Good	135	43.4	149	47.2	115	47.3	125	44.2	149	45.6
Average	43	13.8	38	12.0	26	10.7	38	13.4	95	10.7
Poor	9	2.9	5	1.6	4	1.6	5	1.8	1	.3
Total providing ratings	311	100.0	316	100.0	243	100.0	283	100.0	327	100.0
Mean ^a		3.2		3.2		3.3		3.2		3.3
Standard deviation		.78		.72		.71		.75		.67
Not applicable					1	.4				
Total Respondents	311		316		244		283		327	
Course content										
Excellent	94	30.3	107	33.9	89	36.3	97	34.4	118	36.0
Good	155	50.0	172	54.4	124	50.6	145	51.4	177	54.0
Average	54	17.4	33	10.4	27	11.0	39	13.8	32	9.8
Poor	7	2.3	4	1.3	3	1.2	1	.4	1	.3
Total providing ratings	310	100.0	316	100.0	243	100.0	282	100.0	328	100.0
Mean ^a		3.1		3.2		3.2		3.2		3.3
Standard deviation		.75		.67		.69		.68		.64
Not applicable					1	.4				
Total Respondents	310		316		244		282		328	
Fairness of grading										
Excellent	106	34.1	100	31.6	91	37.1	91	32.0	127	38.7
Good	156	50.2	157	49.7	118	48.2	145	51.1	150	45.7
Average	44	14.1	53	16.8	28	11.4	45	15.8	48	14.6
Poor	5	1.6	6	1.9	4	1.6	3	1.1	3	.9
Total providing ratings	311	100.0	316	100.0	241	100.0	284	100.0	328	100.0
Mean ^a		3.2		3.1		3.2		3.1		3.2
Standard deviation		.72		.74		.71		.71		.72
Not applicable					2	.8				
Total Respondents	311		316		243		284		328	
Faculty teaching ability										
Excellent	129	41.6	133	42.2	103	42.6	105	37.0	148	45.0
Good	123	39.7	129	41.0	101	41.7	134	47.2	134	40.7
Average	47	15.2	43	13.7	33	13.6	36	12.7	45	13.7
Poor	11	3.5	10	3.2	5	2.1	9	3.2	2	.6
Total providing ratings	310	100.0	315	100.0	242	100.0	284	100.0	329	100.0
Mean ^a		3.2		3.2		3.2		3.2		3.3
Standard deviation		.82		.80		.76		.77		.72
Not applicable					1	.4				
Total Respondents	310		315		243		284		329	

^a For Table 8 answers were rated on a four-point scale as follows: "Excellent" (4), "Good" (3), "Average" (2), and "Poor" (1)

Table 8: Cont'd

	1999 Graduates		2000 Graduates		2001 Graduates		2002 Graduates		2003 Graduates	
	N	%	N	%	N	%	N	%	N	%
Faculty concern for students										
Excellent	109	35.2	123	39.5	100	41.3	86	30.3	126	38.3
Good	122	39.4	117	37.6	89	36.8	134	47.2	135	41.0
Average	65	21.0	57	18.3	45	18.6	52	18.3	55	16.7
Poor	14	4.5	14	4.5	8	3.3	12	4.2	13	4.0
Total providing ratings	310	100.0	311	100.0	241	100.0	284	100.0	329	100.0
Mean ^a		3.1		3.1		3.2		3.0		3.1
Standard deviation		.86		.83		.84		.81		.83
Not applicable	1	.3	5	1.6	2	.8				
Total Respondents	311		316		243		284		329	
Faculty availability										
Excellent	106	34.5	112	35.9	103	42.9	91	32.4	124	38.0
Good	110	35.8	134	42.9	93	38.8	134	47.7	136	41.7
Average	77	25.1	53	17.0	43	17.9	48	17.1	53	16.3
Poor	14	4.6	13	4.1	1	.4	8	2.8	13	4.0
Total providing ratings	307	100.0	312	100.0	240	100.0	281	100.0	326	100.0
Mean ^a		3.0		3.1		3.2		3.1		3.1
Standard deviation		.88		.83		.75		.78		.86
Not applicable	4	1.3	3	.9	4	1.6			2	.6
Total Respondents	311		315		244		281		328	

^a For Table 8 answers were rated on a four-point scale as follows: "Excellent" (4), "Good" (3), "Average" (2), and "Poor" (1).

- In the last couple of years, graduates' perceptions of quality of instruction have consistently been good to excellent.
- This year, class size and course content received the highest good or excellent rating at 90%.
- No significant differences were noted between the 2003 and 2002 graduates.

Table 9: How would you rate the following programs and services at Harper College in terms of how they met your needs as a student?

	1999 Graduates		2000 Graduates		2001 Graduates		2002 Graduates		2003 Graduates	
	N	%	N	%	N	%	N	%	N	%
Advising about courses to take for transfer										
Excellent	56	24.7	69	30.4	54	29.5	64	31.8	69	29.7
Good	103	45.4	79	34.8	69	37.7	65	32.3	73	31.5
Average	55	24.2	49	21.6	36	19.7	45	22.4	63	27.2
Poor	13	5.7	30	13.2	24	13.1	27	13.4	27	11.6
Total providing ratings	227	100.0	227	100.0	183	100.0	201	100.0	232	100.0
Mean		2.9		2.9		2.8		2.8		2.8
Standard deviation		.84		1.01		1.00		1.03		1.00
Didn't know it existed ^a			8	2.5	6	2.4	7	2.5	9	2.8
Knew about it but didn't use it			77	24.3	52	21.3	70	25.2	82	25.4
Not applicable	80	26.1								
Total Respondents	307		312		241		278		323	

^aFor Table 9 answers were rated on a four-point scale as follows: "Excellent" (4), "Good" (3), "Average" (2), and "Poor" (1). The 2000 and 2001 surveys replaced the "Not applicable" response with the "Didn't know it existed" and "Knew about it but didn't use it" responses.

Table 9: Cont'd

	1999 Graduates		2000 Graduates		2001 Graduates		2002 Graduates		2003 Graduates	
	N	%	N	%	N	%	N	%	N	%
Assistance with deciding your major or career goal										
Excellent	78	27.3	54	25.2	38	22.6	47	23.6	52	22.1
Good	117	40.9	74	34.6	66	39.3	65	32.7	88	37.4
Average	72	25.2	57	26.6	44	26.2	61	30.7	68	28.9
Poor	19	6.6	29	13.6	20	11.9	26	13.1	27	11.5
Total providing ratings	286	100.0	214	100.0	168	100.0	199	100.0	235	100.0
Mean		3.0		2.7		2.7		2.7		2.7
Standard deviation		.82		.99		.95		.98		.94
Didn't know it existed ^a			6	1.9	11	4.6	6	2.2	4	1.2
Knew about it but didn't use it			93	29.3	62	25.7	72	26.0	84	26.0
Not applicable	23	7.4								
Total Respondents	309		313		241		277		323	
Assistance with job placement										
Excellent	42	19.2	19	19.2	14	17.1	15	13.0	17	13.2
Good	94	42.9	25	25.3	28	34.1	29	25.2	31	24.0
Average	68	31.1	34	34.3	19	23.2	40	34.8	46	35.7
Poor	15	6.8	21	21.2	21	25.6	31	27.0	35	27.1
Total providing ratings	219	100.0	99	100.0	82	100.0	115	100.0	129	100.0
Mean		2.7		2.4		2.4		2.2		2.2
Standard deviation		.84		1.03		1.05		1.00		1.00
Didn't know it existed ^a			39	12.3	36	15.1	44	16.0	39	12.1
Knew about it but didn't use it			170	53.6	121	50.6	116	42.2	153	47.7
Not applicable	87	28.4								
Total Respondents	306		308		239		275		321	
Access for the disabled on campus										
Excellent	25	25.8	31	29.5	26	31.0	35	32.1	34	31.2
Good	51	52.6	44	41.9	36	42.9	52	47.7	45	41.3
Average	18	18.6	25	23.8	19	22.6	20	18.3	26	23.9
Poor	3	3.1	5	4.8	3	3.6	2	1.8	4	3.7
Total providing ratings	97	100.0	105	100.0	84	100.0	109	100.0	109	100.0
Mean		3.0		3.0		3.0		3.1		3.0
Standard deviation		.76		.85		.83		.76		.84
Didn't know it existed ^a			10	3.2	7	3.0	7	2.5	9	2.8
Knew about it but didn't use it			194	61.2	143	61.1	157	55.3	201	63.0
Not applicable	204	67.8								
Total Respondents	301		309		234		273		319	
Location of the Student Center										
Excellent	48	17.9	53	22.6	39	21.1	46	22.4	68	26.5
Good	110	41.0	99	42.3	95	51.4	109	53.2	118	45.9
Average	84	31.3	66	28.2	40	21.6	42	20.5	63	24.5
Poor	26	9.7	16	6.8	11	5.9	8	3.9	8	3.1
Total providing ratings	268	100.0	234	100.0	185	100.0	205	100.0	257	100.0
Mean		2.7		2.8		2.9		2.9		3.0
Standard deviation		.88		.86		.81		.78		.80
Didn't know it existed ^a			15	4.7	11	4.6	12	4.4	13	4.0
Knew about it but didn't use it			61	19.2	45	18.7	56	20.5	50	15.6
Not applicable	36	11.8								
Total Respondents	304		310		241		273		320	

^aFor Table 9 answers were rated on a four-point scale as follows: "Excellent" (4), "Good" (3), "Average" (2), and "Poor" (1). The 2000 and 2001 surveys replaced the "Not applicable" response with the "Didn't know it existed" and "Knew about it but didn't use it" responses.

Table 9: Cont'd

	1999 Graduates		2000 Graduates		2001 Graduates		2002 Graduates		2003 Graduates	
	N	%	N	%	N	%	N	%	N	%
Usefulness of the student handbook/date book										
Excellent	38	17.0	86	35.0	52	30.2	48	23.9	55	24.3
Good	92	41.3	109	44.3	82	47.7	100	49.8	104	46.0
Average	84	37.7	45	18.3	33	19.2	44	21.9	58	25.7
Poor	9	4.0	6	2.4	5	2.9	9	4.5	9	4.0
Total providing ratings	223	100.0	246	100.0	172	100.0	201	100.0	226	100.0
Mean		2.7		3.1		3.0		2.9		2.9
Standard deviation		.79		.79		.78		.80		.81
Didn't know it existed ^a			16	5.0	25	10.3	23	8.3	17	5.3
Knew about it but didn't use it			52	16.4	46	18.9	52	18.8	76	23.8
Not applicable	85	27.6								
Total Respondents	308		314		243		276		319	
Availability of computers for out-of-class use										
Excellent	80	29.0	78	32.9	62	33.9	77	35.5	93	37.2
Good	110	39.9	95	40.1	77	42.1	84	38.7	103	41.2
Average	76	27.5	50	21.1	33	18.0	41	18.9	46	18.4
Poor	10	3.6	14	5.9	11	6.0	15	6.9	8	3.2
Total providing ratings	276	100.0	237	100.0	183	100.0	217	100.0	250	100.0
Mean		2.9		3.0		3.0		3.0		3.1
Standard deviation		.84		.88		.87		.91		.82
Didn't know it existed ^a			18	5.7	12	5.0	8	2.9	10	3.1
Knew about it but didn't use it			58	18.3	45	18.7	51	18.5	60	18.8
Not applicable	30	9.8								
Total Respondents	306		313		240		276		320	
Admissions ^b										
Excellent			76	24.5	68	29.2	65	24.1	90	28.3
Good			159	51.3	121	51.9	128	47.4	148	46.5
Average			67	21.6	38	16.3	67	24.8	70	22.0
Poor			8	2.6	6	2.6	10	3.7	10	3.1
Total providing ratings			310	100.0	225	100.0	270	100.0	318	100.0
Mean				3.0		3.1		2.9		3.0
Standard deviation				.75		.74		.80		.79
Didn't know it existed ^a					3	1.3	2	.7		
Knew about it but didn't use it			3	.9	5	2.1	6	2.2	3	.9
Not applicable										
Total Respondents			313		233		278		321	
Registration procedures										
Excellent	93	30.2	89	28.5	74	30.8	79	28.6	101	32.0
Good	148	48.1	149	47.8	109	45.4	128	46.4	138	43.0
Average	52	16.9	63	20.2	48	20.0	51	18.5	69	21.5
Poor	15	4.9	11	3.5	9	3.8	18	6.5	13	4.0
Total providing ratings	308	100.0	312	100.0	240	100.0	276	100.0	321	100.0
Mean		3.0		3.0		3.0		3.0		3.0
Standard deviation		.82		.79		.81		.86		.83
Didn't know it existed ^a							1	.4		
Knew about it but didn't use it			2	.6	2	.8	1	.4	2	.6
Not applicable	1	.3								
Total Respondents	309		314		242		278		323	

^a For Table 9 answers were rated on a four-point scale as follows: "Excellent" (4), "Good" (3), "Average" (2), and "Poor" (1). The 2000 and 2001 surveys replaced the "Not applicable" response with the "Didn't know it existed" and "Knew about it but didn't use it" responses.

^b No comparable question existed on 1999 instrument.

- Overall, graduates that used the programs and services were pleased. Most programs and services were rated good or excellent by 70 to 78 percent of the 2003 graduates using them.
- The highest rated (78%) program or service was “availability of computers for out-of-class use”.
- Ratings for the programs and services at Harper College in terms of how they meet the graduates’ needs as a student were very similar from previous year. No statistically significant differences were found between 2002 and 2003 ratings.

Table 10: How would you rate the convenience of the courses taken in terms of their location?

	1999 Graduates		2000 Graduates		2001 Graduates		2002 Graduates		2003 Graduates	
	N	%	N	%	N	%	N	%	N	%
Harper main campus (Palatine)										
Very convenient	214	69.9	211	67.2	159	67.7	181	63.7	232	70.5
Convenient	82	26.8	96	30.6	67	28.5	94	33.1	89	27.1
Not convenient	10	3.3	7	2.2	9	3.8	6	2.1	8	2.4
Total providing ratings	306	100.0	317	100.0	235	100.0	281	100.0	329	100.0
Mean ^a		2.7		2.6		2.6		2.6		2.7
Standard deviation		.54		.52		.56		.53		.52
Not applicable ^b					2	.8	3	1.1	1	.3
Total Responses	306		317		237		284		330	
Northeast center (Wheeling)										
Very convenient	41	24.8	37	19.2	18	36.0	18	26.1	30	37.5
Convenient	41	24.8	69	35.8	20	40.0	32	46.4	27	33.8
Not convenient	83	50.3	87	45.1	12	24.0	19	27.5	23	28.8
Total providing ratings	165	100.0	193	100.0	50	100.0	69	100.0	80	100.0
Mean ^a		1.7		1.7		2.1		2.0		2.1
Standard deviation		.83		.76		.77		.77		.81
Not applicable ^b					168	77.1	177	72.0	213	72.7
Total Responses	165		193		218		246		293	
Web or Internet based (from home or office)										
Very convenient	38	27.1	82	44.6	41	58.6	52	55.3	65	62.5
Convenient	54	38.6	65	35.3	25	35.7	37	39.4	31	29.8
Not convenient	48	34.3	37	20.1	4	5.7	5	5.3	8	7.7
Total providing ratings	140	100.0	184	100.0	70	100.0	94	100.0	104	100.0
Mean ^a		1.9		2.2		2.5		2.5		2.6
Standard deviation		.78		.77		.61		.62		.64
Not applicable ^b					147	67.7	155	62.2	189	64.5
Total Responses	140		184		217		249		293	
Other										
Very convenient	7	13.7	14	38.9	14	73.7	10	52.6	11	45.8
Convenient	5	9.8	6	16.7	5	26.3	8	42.1	3	12.5
Not convenient	39	76.5	16	44.4			1	5.3	10	41.7
Total providing ratings	51	100.0	36	100.0	19	100.0	19	100.0	24	100.0
Mean ^a		1.4		2.0		2.7		2.6		2.0
Standard deviation		.72		.92		.45		.69		.96
Not applicable ^b					100	84.0	111	85.4	148	86.0
Total Responses	51		36		119		130		172	

^a For Table 10 answers were rated on a three-point scale as follows: “Very convenient” (3), “Convenient” (2), and “Not Convenient” (1). The 2001 survey also included an option to respond “Not applicable.”

^b New response option on 2001 and 2002 instrument

- 95% of the 2003 graduates found the Harper main campus (Palatine) convenient or very convenient location for the courses taken.
- The web or internet based (from home or office) location continues to be rated high this year as last year with over 90% of respondents saying that it is convenient or very convenient to take class via the internet.
- The Northeast center (Wheeling) was rated convenient or very convenient by 70% of respondents.

Section B: Impressions of Enrolled Graduates (330 Respondents)

Section B was completed by 2003 graduates enrolled in college at the time of the survey.

Table 11: Which of the following best describes your current educational status?

	1999 Graduates		2000 Graduates		2001 Graduates		2002 Graduates		2003 Graduates	
	N	%	N	%	N	%	N	%	N	%
Full-time student	96	55.5	88	61.5	81	68.1	92	60.5	119	74.8
Part-time student	77	44.5	55	38.5	38	31.9	60	39.5	40	25.2
TOTAL	173	100.0	144	100.0	119	100.0	152	100.0	159	100.0

- 75% of 2003 Harper graduates who responded that are subsequently enrolled in college are pursuing full-time studies. The five year trend indicates an increase of interest from graduates to continue their education.

Table 12: How would you describe your current major?

	1999 Graduates		2000 Graduates		2001 Graduates		2002 Graduates		2003 Graduates	
	N	%	N	%	N	%	N	%	N	%
Same as my Harper major	67	39.6	51	35.9	40	34.2	43	28.7	45	28.8
Related to my Harper major	62	36.7	65	45.8	46	39.3	64	42.7	64	41.0
Entirely new area	40	23.7	26	18.3	31	26.5	43	28.7	47	30.1
TOTAL	169	100.0	142	100.0	117	100.0	150	100.0	156	100.0

- 70% of 2003 Harper graduates pursue a major that is the same as or similar to their Harper major.

Table 13: How would you rate your Harper education in terms of how well it prepared you for continuing your education?

	2000 Graduates		2001 Graduates		2002 Graduates		2003 Graduates	
	N	%	N	%	N	%	N	%
Excellent	64	44.8	57	47.9	68	45.3	75	46.6
Good	67	46.9	47	39.5	67	44.7	69	42.9
Average	11	7.7	15	12.6	9	6.0	16	9.9
Poor	1	.7			6	4.0	1	.6
TOTAL	143	100.0	119	100.0	150	100.0	161	100.0
Mean ^a		3.4		3.3		3.3		3.4
Standard deviation		.65		.70		.76		.68

^a Answers for Table 13 were rated on a four-point scale as follows: "Excellent" (4), "Good" (3), "Average" (2), and "Poor" (1).

- An additional response ("very poor") was added to this question in the 2003 survey. No respondents chose this response.
- 90% of the 2003 graduates rated Harper education either good or excellent. This indicates that they felt well prepared for continuing their education.

Table 14: Did all of your Harper College credits transfer to your current institution?

	1999 Graduates		2000 Graduates		2001 Graduates		2002 Graduates		2003 Graduates	
	N	%	N	%	N	%	N	%	N	%
Yes	99	62.3	81	59.1	70	60.9	93	65.0	96	63.2
No	60	37.7	56	40.9	45	39.1	50	35.0	56	36.8
TOTAL	159	100.0	137	100.0	115	100.0	143	100.0	152	100.0

- In 2003, 63% of responding graduates report that all their credits transferred to their current institution. 37% reported some credits did not transfer; it may be important to bear in mind, however, that some of these classes may have been ESL or developmental courses, and that these classes do not transfer as college credits.

Table 15: What was the main reason for Harper College credits failing to transfer?

	1999 Graduates		2000 Graduates		2001 Graduates		2002 Graduates		2003 Graduates	
	N	%	N	%	N	%	N	%	N	%
Some credits would transfer as elective only	30	51.7	36	64.3	24	55.8	25	47.2	33	57.9
Entirely new field of study at transfer institution	7	12.1	3	5.4	2	4.7	2	3.8	8	14.0
Grades were not high enough to earn transfer credit	4	6.9			1	2.3	2	3.8		
Other	17	29.3	17	30.4	16	37.2	24	45.3	17	28.1
TOTAL	58	100.0	56	100.0	43	100.0	53	100.0	58	100.0

- 58% of 2003 responding graduates reported that they had credits that would only transfer as electives.
- Of the 17 respondents that chose the “Other” category, 12 said that “classes were not transferable”, 4 said that “they had too many credits to transfer” and 1 said that “he/she is still attending Harper”.

Table 16: Have you taken additional courses at Harper College since receiving your degree or certificate?

	1999 Graduates		2000 Graduates		2001 Graduates		2002 Graduates		2003 Graduates	
	N	%	N	%	N	%	N	%	N	%
Yes	59	32.8	48	33.6	38	31.9	50	32.7	56	34.4
No	121	67.2	95	66.4	81	68.1	103	67.3	107	65.6
TOTAL	180	100.0	143	100.0	119	100.0	153	100.0	163	100.0

- 34% of 2003 responding graduates have taken additional classes at Harper since graduating.

Table 17: What type of courses have you taken?

	1999 Graduates		2000 Graduates		2001 Graduates		2002 Graduates		2003 Graduates	
	N	%	N	%	N	%	N	%	N	%
Credit courses	54	94.7	55	100.0	38	92.7	49	84.5	51	86.4
Continuing education courses	3	5.3			3	7.3	9	15.5	8	13.6
TOTAL	57	100.0	55	100.0	41	100.0	58	100.0	59	100.0

- The five year trend indicates that graduates are more likely to take credit classes than continuing education classes (non-credit).

Table 18: Which institution do you currently attend? ^a

	1999 Graduates		2000 Graduates		2001 Graduates		2002 ^b Graduates		2003 Graduates	
	N	%	N	%	N	%	N	%	N	%
Columbia College (Chicago)	1	.7	7	5.1	7	6.1	3	2.0	9	5.8
DePaul University	3	2.0	7	5.1	4	3.5	7	4.8	6	3.9
Elmhurst College	2	1.4	7	5.1	4	3.5	2	1.4	5	3.2
Illinois State University	9	6.1	8	5.9	9	7.9	12	8.2	13	8.4
Northeastern Illinois University	5	3.4	7	5.1	6	5.3	12	8.2	21	13.5
Northern Illinois University	28	18.9	15	11.1	12	10.5	16	10.9	14	9.0
Roosevelt University	23	15.5	20	14.8	22	19.3	25	17.0	21	13.5
Univ.of IL(Champaign,Urbana)							2	1.4	7	4.5
University of Illinois (Chicago)							8	5.4	7	4.5
Harper Community College							16	10.9	13	8.4
Other	77	52.0	64	47.4	50	43.8	44	29.9	39	25.2
TOTAL	148	100.0	135	100.0	114	100.0	147	100.0	155	100.0

^a Prior to 2001, the survey instrument asked this question in an open-response format. Based on 1999-2000 results the question was refined to offer either a fixed or an open response.

^b 2002 survey instrument added the following institutions: University of Illinois (Champaign, Urbana), University of Illinois (Chicago), and Harper Community College.

- The two most popular schools that the 2003 respondents listed were Roosevelt University (13.5%) and Northern Illinois University (13.5%).
- The “Other” category included frequent mention of Benedictine University (4) and Eastern Illinois University (3).

Section C: Impressions of Employed Graduates (330 Respondents)

Section C was completed by graduates employed either full-time or part-time at the time of the survey.

Table 19: How would you describe your employment status?

	1999 Graduates		2000 Graduates		2001 Graduates		2002 Graduates		2003 Graduates	
	N	%	N	%	N	%	N	%	N	%
Full-time	155	66.2	169	69.3	122	63.9	162	68.1	175	69.2
Part-time	79	33.8	75	30.7	69	36.1	76	31.9	78	30.8
TOTAL	234	100.0	244	100.0	191	100.0	238	100.0	253	100.0

- 69% of employed 2003 Harper graduates that responded work full-time.

Table 20: How long have you had your present job?^a

	2003 Graduates	
	N	%
Less than one year	81	32.0
One to two years	55	21.7
Two to three years	21	8.3
Three to four years	21	8.3
Four or more years	75	29.6
TOTAL	253	100.0

^a New in the 2003 Survey.

- Over 50% of the 2003 graduates rating this category indicated they have had their present job for two years or less. 30% indicated they have had their job for four or more years.

Table 21: When did you obtain your current job?

	1999 Graduates		2000 Graduates		2001 Graduates		2002 Graduates		2003 Graduates	
	N	%	N	%	N	%	N	%	N	%
Before attending Harper	69	29.6	69	28.8	43	22.8	66	28.2	70	27.6
While attending Harper	73	31.3	75	31.3	48	25.4	65	27.8	65	25.6
After graduating Harper	91	39.1	96	40.0	98	51.9	103	44.0	119	46.9
TOTAL	233	100.0	240	100.0	189	100.0	234	100.0	254	100.0

- Consistent with prior years, the largest proportion of 2003 Harper graduates that responded obtained their present job after graduation. This might be attributable to the additional skills needed to compete in the labor market.

Table 22: If you obtained your current job after graduating from Harper, how long did you actively seek employment before obtaining your present job?^a

	2003 Graduates	
	N	%
1-2 months	77	63.6
3-4 months	19	15.7
5-6 months	8	6.6
6 or more months	17	14.0
TOTAL	121	100.0

^a New in the 2003 Survey.

- 64% of the 2003 graduates rating this category indicated they obtained their present job in 1-2 months after graduating from Harper.

Table 23: How would you describe your job in terms of your major at Harper?

	1999 Graduates		2000 Graduates		2001 Graduates		2002 Graduates		2003 Graduates	
	N	%	N	%	N	%	N	%	N	%
Directly related to my Harper major	94	40.7	96	39.8	76	40.4	85	35.9	96	38.3
Somewhat related to my Harper major	62	26.8	70	29.0	52	27.7	60	25.3	57	22.7
Not at all related to my Harper major	75	32.5	75	31.1	60	31.9	92	38.8	98	39.0
TOTAL	231	100.0	241	100.0	188	100.0	237	100.0	251	100.0

- The five year trend shows that graduates tend to work in jobs either directly or somewhat related to their Harper major.

Table 24: How would you rate your Harper education in terms of how well it prepared you for performing your current job?

	2000 Graduates		2001 Graduates		2002 Graduates		2003 Graduates	
	N	%	N	%	N	%	N	%
Excellent	59	25.4	51	27.1	66	29.5	64	26.8
Good	103	44.4	75	39.9	94	42.0	99	41.4
Average	56	24.1	54	28.7	52	23.2	71	29.7
Poor	14	6.0	8	4.3	12	5.4	5	2.1
TOTAL	232	100.0	188	100.0	224	100.0	239	100.0
Mean ^a		2.9		2.9		3.0		2.9
Standard deviation		.85		.85		.86		.80

^a Answers for Table 22 were rated on a four-point scale as follows: "Excellent" (4), "Good" (3), "Average" (2), and "Poor" (1).

- An additional response ("very poor") was added to this question in the 2003 survey. No respondents chose this response.
- Consistent with previous years, 68% of 2003 Harper graduates rated their Harper education as "good" or "excellent" with regard to how well it prepared them for their current job.

Table 25: How did your Harper College education help you?

	1999		2000		2001		2002		2003	
	Graduates		Graduates		Graduates		Graduates		Graduates	
	N	%	N	%	N	%	N	%	N	%
	(279)		(317)		(247)		(284)		(330)	
Obtain present job ^a			97	30.6	66	26.7	83	29.2	93	28.2
Increase in salary	70	25.1	61	19.2	45	18.2	62	21.8	73	22.1
Promotion	37	13.3	24	7.6	24	9.7	26	9.2	24	7.3
Better position with new employer	49	17.6	44	13.9	33	13.4	42	14.8	46	13.9
Other	79	28.3	61	19.2	55	22.3	75	26.4	50	15.2

^a Answer not on 1999 instrument.

- 28% of employed 2003 graduates attribute their present job to their Harper education.
- 22% of employed 2003 graduates attribute an increase in salary to their Harper education.
- The “Other” category included answers such as “personal growth, accomplishment, and satisfaction” (28), and “communication skills improved” (5); the rest (13) list a variety of answers (see open-ended responses in the Appendix).

Table 26: How satisfied are you with your present job?

	1999		2000		2001		2002		2003	
	Graduates		Graduates		Graduates		Graduates		Graduates	
	N	%	N	%	N	%	N	%	N	%
Very satisfied	98	42.6	100	41.7	79	42.0	92	39.1	94	36.9
Somewhat satisfied	67	29.1	83	34.6	66	35.1	78	33.2	88	34.5
Neutral	40	17.4	35	14.6	30	16.0	38	16.2	52	20.4
Somewhat dissatisfied	17	7.4	12	5.0	11	5.9	19	8.1	14	5.5
Very dissatisfied	8	3.5	10	4.2	2	1.1	8	3.4	7	2.7
TOTAL	230	100.0	240	100.0	188	100.0	235	100.0	255	100.0
Mean ^a		4.0		4.0		4.1		4.0		4.0
Standard deviation		1.10		.95		1.07		1.09		1.02

^a Answers for Table 24 were rated on a five-point scale as follows: “Very satisfied” (5), “Somewhat satisfied” (4), “Neutral” (3), “Somewhat dissatisfied” (2), and “Very dissatisfied” (1).

- The five year trend indicates job satisfaction levels have remained stable among graduate cohorts. Over 70% of respondents said they were either somewhat satisfied or very satisfied with their present job.

Table 27: Mark the range that best describes your annual gross income:

	1999 Graduates		2000 Graduates		2001 Graduates		2002 Graduates		2003 Graduates	
	N	%	N	%	N	%	N	%	N	%
Less than \$14,999	42	18.8	43	18.6	43	23.4	53	22.9	73	27.9
\$15,000 to \$24,999	46	20.5	47	20.3	36	19.6	44	19.0	55	21.0
\$25,000 to \$34,999	53	23.7	54	23.4	41	22.3	39	16.9	48	18.3
\$35,000 or more	83	37.1	87	37.7	64	34.8	n/a	n/a	n/a	n/a
\$35,000 to \$44,999 ^a							50	21.6	36	13.7
\$45,000 to \$54,999 ^a							24	10.4	26	9.9
\$55,000 or more ^a							21	9.1	24	9.2
TOTAL	222	100.0	231	100.0	184	100.0	231	100.0	262	100.0

^a New in 2002 survey instrument.

- In 2003, the percentage of graduates making less than \$15,000 increased slightly from previous year. Salary brackets remained the same in 2003 as in 2002. 33% reported making more than \$35,000, which appears to be a slight decrease from previous years.

Section D: Overall Graduate Preferences (330 Respondents)

Table 28: Graduate Preferences

	1999 Graduates		2000 Graduates		2001 Graduates		2002 Graduates		2003 Graduates	
	N	%	N	%	N	%	N	%	N	%
Would you recommend Harper College to your friends and family?										
Definitely would	233	75.4	219	70.4	175	75.8	198	74.4	262	79.9
Probably would	61	19.7	78	25.1	45	19.5	61	22.9	63	19.2
Uncertain	9	2.9	7	2.3	6	2.6	4	1.5	2	.6
Probably would not	4	1.3	4	1.3	4	1.7	1	.4	1	.3
Definitely would not	2	.6	3	1.0	1	.4	2	.8		
TOTAL	309	100.0	311	100.0	231	100.0	266	100.0	328	100.0
Mean ^a		4.6		4.6		4.7		4.7		4.8
Standard deviation		.66		.69		.65		.60		.45
Would you return to Harper College for educational or personal enrichment courses in the near future?										
Definitely would	168	54.5	158	51.0	122	53.5	148	55.8	188	58.0
Probably would	75	24.4	81	26.1	64	28.1	64	24.2	81	25.0
Uncertain	37	12.0	43	13.9	22	9.6	37	14.0	44	13.6
Probably would not	21	6.8	22	7.1	15	6.6	14	5.3	11	3.4
Definitely would not	4	2.3	6	1.9	5	2.2	2	.8		
TOTAL	308	100.0	310	100.0	228	100.0	265	100.0	324	100.0
Mean ^a		4.2		4.2		4.2		4.3		4.4
Standard deviation		1.05		1.04		1.02		.95		.84

^a Answers for Table 26 were rated on a five-point scale as follows: "Definitely would" (5), "Probably would" (4), "Uncertain" (3), "Probably would not" (2), and "Definitely would not" (1).

- Harper graduates would recommend Harper College to friends or family. 99% of 2003 graduates said that they probably would or definitely would recommend Harper College to their friends and family.
- In 2003, 83% of Harper graduates said they would likely return to Harper College for further education.
- The responses for both categories in section D have been consistent over the last five years.
- No significant differences were found in graduate preferences between 2002 and 2003.

Significant Differences Within Demographic Groupings of 2003 Harper Graduates (330 Respondents)

The results of the 2003 survey were analyzed for significance by demographic groupings defined as follows:

1. Young Adult (Students aged 19-24)
Adult (Students older than 24)
2. White Non-Hispanic
Minority (including all other groups)
3. Male
Female

Statistically significant differences for each category are presented below by question (where there were differences).

Significant Differences Among Groups for Section A Tables

Table 29: What was your primary objective when you attended Harper College?(Age)

2003 Graduates	Young Adult		Adult		All	
	N	%	N	%	N	%
Transfer to a four year institution ^a	128	80.0	37	22.6	167	51.2
Prepare to enter the work force	22	13.8	23	14.0	45	13.8
Improve skills for current job	6	3.8	35	21.3	41	12.6
Prepare to change careers	2	1.3	43	26.2	45	13.8
Personal enrichment	2	1.3	15	9.1	17	5.2
Other			11	6.7	11	3.4
Total	160	100.0	164	100.0	326	100.0

^a An additional two (2) students 18 years or under chose this answer (total includes these).

- Young adult graduates were far more likely to have “transfer to a four-year institution” as a primary goal than adult graduates, while the latter group continued to pursue education for a wide range of reasons.
- Significant difference was found in the “Transfer to a four year institution” category between young adult (80%) and adult (23%).

Table 30: What was your primary objective when you attended Harper College?(Gender)

2003 Graduates	Male		Female		All	
	N	%	N	%	N	%
Transfer to a four year institution	43	66.2	124	47.5	167	51.2
Prepare to enter the work force	4	6.2	41	15.7	45	13.8
Improve skills for current job	9	13.8	32	12.3	41	12.6
Prepare to change careers	4	6.2	41	15.7	45	13.8
Personal enrichment	4	6.2	13	5.0	17	5.2
Other	1	1.5	10	3.8	11	3.4
Total	65	100.0	261	100.0	326	100.0

- Significant differences were found between males and females in the “Transfer to a four year institution” category (66% vs. 48%).

Table 31: To what extent were you successful in achieving your educational objective? ^a

2003 Graduates	Minority		White		All	
	N	%	N	%	N	%
Very successful	35	45.5	169	66.8	204	61.8
Successful	28	36.4	57	22.5	85	25.8
Somewhat successful	13	16.9	19	7.5	32	9.7
Not at all successful	1	1.3	8	3.2	9	2.7
TOTAL	77	100.0	253	100.0	330	100.0

^a Answers for Table 29 were rated on a four-point scale as follows: “Very successful” (4), “Successful” (3), “Somewhat successful” (2), and “Not at all successful” (1).

- 89% of the white group said they were successful or very successful in achieving their educational objective.
- Significant differences were found between minority and whites in their rating “very successful” category (46% vs. 67%).

Table 32: How did your education at Harper College helped you in the ability to appreciate other points of view? ^a

2003 Graduates	Male		Female		All	
	N	%	N	%	N	%
Extremely helpful	21	31.3	104	40.5	125	38.6
Helpful	38	56.7	142	55.3	180	55.6
Not very helpful	8	11.9	8	3.1	16	4.9
Not helpful at all			3	1.2	3	.9
TOTAL	67	100.0	257	100.0	324	100.0

^a Answers for Table 30 were rated on a four-point scale as follows: “Extremely helpful” (4), “Helpful” (3), “Not very helpful” (2), and “Not helpful at all” (1).

- Significant differences were found in “the ability to appreciate other points of view” item where 96% of females rated helpful or extremely helpful versus 89% males.

Table 33: How would you rate the assistance with deciding your major or career goal at Harper College in terms of how they met your needs as a student? ^a

2003 Graduates	Young Adult		Adult		All	
	N	%	N	%	N	%
Excellent	36	28.1	16	15.2	52	22.1
Good	33	25.8	53	50.5	88	37.4
Average ^b	39	30.5	29	27.6	68	28.9
Poor	20	15.6	7	6.7	27	11.5
TOTAL	128	100.0	105	100.0	235	100.0

^a Answers for Table 31 were rated on a four-point scale as follows: “Excellent” (4), “Good” (3), “Average” (2), and “Poor” (1).

^b An additional two (2) students 18 years or under chose this answer (total includes these).

- Adults rated “The assistance with deciding their major or career goal” higher (75% good or excellent) than young adults (54% good or excellent). This is where statistically significant differences were found.

Table 34: How would you rate the convenience of the courses taken in terms of their location at Harper main campus (Palatine)? ^a

2003 Graduates	Young Adult		Adult		All	
	N	%	N	%	N	%
Very convenient ^b	125	78.1	105	62.9	232	70.5
Convenient	33	20.6	56	33.5	89	27.1
Not Convenient	2	1.3	6	3.6	8	2.4
TOTAL	160	100.0	167	100.0	329	100.0

^a Answers for Table 32 were rated on a three-point scale as follows: “Very convenient” (3), “Convenient” (2), and

“Not convenient” (1).

^b An additional two (2) students 18 years or under chose this answer (total includes these).

- Both groups showed their appreciation for the convenience of the location where they took courses. Significant difference was found in the ratings of “very convenient” category between young adults (78%) versus adults (63%).

Significant Differences Among Groups for Section B Tables

Section B was completed by graduates enrolled in college at the time of the survey. An analysis of respondents revealed that of the three demographic variables, only the age and ethnicity variables demonstrated any significant differences in responses to questions in Section B.

Table 35: Which of the following best describes your current educational status?

2003 Graduates	Young Adult		Adult		All	
	N	%	N	%	N	%
Full-time student (12 credit hours or more)	99	87.6	19	42.2	119	74.8
Part-time student ^a	14	12.4	26	57.8	40	25.2
TOTAL	113	100.0	45	100.0	159	100.0

^a An additional student 18 years or under chose this answer (total includes it).

- Young adults prefer to attend school full-time while adults prefer to attend part-time.
- Significant differences exist in the “full-time student” category between young adults (88%) and adults (42%).

Table 36: How would you describe your current major?

2003 Graduates	Minority		White		All	
	N	%	N	%	N	%
Same as my Harper major	11	31.4	34	28.1	45	28.8
Related to my Harper major	8	22.9	56	46.3	64	41.0
Entirely new area	16	45.7	31	25.6	47	30.1
TOTAL	35	100.0	121	100.0	156	100.0

- 74% of white respondents said their current major is the same as their Harper major or related to it, compared to 54% of the minority respondents. Significant differences were found in these categories.

Table 37: Have you taken additional courses at Harper since receiving your degree or certificate?

2003 Graduates	Young Adult		Adult		All	
	N	%	N	%	N	%
Yes ^a	33	28.9	22	45.8	56	34.4
No	81	71.1	26	54.2	107	65.6
TOTAL	114	100.0	121	100.0	156	100.0

^a An additional student 18 years or under chose this answer (total includes it).

- Statistically significant differences were found where 46% of the adults respondents said they have taken additional courses at Harper since they graduated compared to 29% of young adult respondents.

Significant Differences Among Groups for Section C Tables

Section C was completed by graduates employed on a full-time or part-time basis at the time of the survey. An analysis of respondents revealed that the statistically significant differences were associated with the age and gender and ethnicity variables.

Table 38: How would you describe your employment status?

2003 Graduates	Young Adult		Adult		All	
	N	%	N	%	N	%
Employed full-time – 30 hours or more per week	66	54.5	109	83.2	175	69.2
Employed part-time – less than 30 hours per week ^a	56	46.3	22	16.8	78	30.8
TOTAL	121	100.0	131	100.0	253	100.0

^a An additional student 18 years or under chose this answer (total includes it).

- Significant differences were found in the “employed full-time” category between young adults (55%) versus adults (83%).

Table 39: How long have you had your present job? (Age)

2003 Graduates	Young Adult		Adult		All	
	N	%	N	%	N	%
Less than one year	47	39.2	34	25.8	81	32.0
One to two years	24	20.0	31	23.5	55	21.7
Two to three years ^a	11	9.2	9	6.8	21	8.3
Three to four years	13	10.8	8	6.1	21	8.3
Four or more years	25	20.8	50	37.9	75	29.6
TOTAL	120	100.0	132	100.0	253	100.0

^a An additional student 18 years or under chose this answer (total includes it).

- Significant differences were found in the “less than one year” category between young adults (39%) versus adults (26%).
- Significant differences were also found in the “four or more years” category between young adults (21%) versus adults (38%).

Table 40: How long have you had your present job? (Gender)

2003 Graduates	Male		Female		All	
	N	%	N	%	N	%
Less than one year	11	21.2	70	34.8	81	32.0
One to two years	8	15.4	47	23.4	55	21.7
Two to three years ^a	3	5.8	18	9.0	21	8.3
Three to four years	4	7.7	17	8.5	21	8.3
Four or more years	26	50.0	49	24.4	75	29.6
TOTAL	52	100.0	201	100.0	253	100.0

- Significant differences exist in the “less than one year and one to two years” categories between males (37%) versus females (58%).
- Also, significant differences were found in the “four or more years” category between males (50%) versus females (24%).

Table 41: When did you obtain your current job? (Ethnicity)

2003 Graduates	Minority		White		All	
	N	%	N	%	N	%
Before attending Harper	13	24.1	57	28.5	70	27.6
While attending Harper	21	38.9	44	22.0	65	25.6
After graduating from Harper	20	37.0	99	49.5	119	46.9
TOTAL	54	100.0	200	100.0	254	100.0

- Significant differences were found in the “while attending Harper” category between the minority group (39%) versus the white group (22%).

Table 42: When did you obtain your current job? (Gender)

2003 Graduates	Male		Female		All	
	N	%	N	%	N	%
Before attending Harper	23	44.2	47	23.3	70	27.6
While attending Harper	14	26.9	51	25.2	65	25.6
After graduating from Harper	15	28.8	104	51.5	119	46.9
TOTAL	52	100.0	202	100.0	254	100.0

- Significant differences were found in the “after graduating from Harper” category between males (29%) versus females (52%).

Table 43: How would you describe your job in terms of your major at Harper College?

2003 Graduates	Young Adult		Adult		All	
	N	%	N	%	N	%
Directly related to my Harper major	29	24.2	67	51.5	96	38.2
Somewhat related to my Harper major ^a	24	20.0	32	24.6	57	22.7
Not at all related to my Harper major	67	55.8	31	23.8	98	39.0
TOTAL	120	100.0	130	100.0	251	100.0

^a An additional student 18 years or under chose this answer (total includes it).

- 76% of adults said their job is directly related to their Harper major compared to 44% of the young adult.
- Significant differences were found in the “directly related to my Harper major” category between young adult (24%) versus adult (52%).

Table 44: Mark the range that best describes your annual gross income?

2003 Graduates	Young Adult		Adult		All	
	N	%	N	%	N	%
Less than \$14,999 ^a	58	45.7	14	10.4	73	27.9
\$15,000 to \$24,999	35	27.6	20	14.9	55	21.0
\$25,000 to \$34,999	19	15.0	29	21.6	48	18.3
\$35,000 to \$44,999	7	5.5	29	21.6	36	13.7
\$45,000 to \$54,000	6	4.7	20	14.9	26	9.9
\$55,000 or more	2	1.6	22	16.4	24	9.2
TOTAL	127	100.0	134	100.0	262	100.0

^a An additional student 18 years or under chose this answer (total includes it).

- Adults reported higher incomes than young adults.
- Significant differences were found in the “less than \$14,999” category between young adults (46%) versus adults (10%).

Significant Differences Among Groups for Section D Tables

An analysis of respondents revealed that there were no statistically significant differences in Section D.

2003 Graduate Survey Open-ended Responses

- This Page Left Blank Intentionally -

Question 1. What was your primary educational objective when you attended Harper College? Other:

- Dental Hygiene Program.
- Business/Finance.
- Dental Hygiene Program.
- CLC.
- Associates degree.
- Two year program.
- Get RN degree and then go on.
- Earn Associates degree.
- To obtain a career.
- Prepare for promotion.
- Post retirement career.

Question 8d. How would you rate the convenience of the courses taken in terms of their location? Other:

- Cost of internet class VERY EXPENSIVE.
- Telecourses.
- Parking.
- Elk Grove High School.
- Telecourse.
- Satellite classes from CLC.
- CLC.
- Wheeling High School.
- HPC.
- COD.
- Local high school.
- Open class or self paced class.
- Wheeling High School.

Question 10. What is your current major/course of study? (New in 2003 Survey)

- English Secondary Education.
- Social work.
- Secondary English Education.
- Chef.
- CIS.
- Civil Engineering.
- Elementary Education.
- Computer Science.
- Special Education Teaching.
- Finance.
- Elementary Education.
- Psychology.
- Education.
- Communication.
- Elementary Education and Art.
- Interactive Multimedia.
- Business Administration.
- Elementary Education.

- Business / Management.
- Business Administration / Pre-law.
- Electronics.
- History.
- Marketing / Fashion.
- Spanish.
- Elementary Education.
- Public Relations.
- Sound Recording Engineering.
- Special Education K - 12.
- Psychology / Human Development.
- Electric Technology.
- Accounting.
- Tourism.
- Fine Art (studio).
- Psychology.
- Special Education.
- B.A. Theatre.
- Journalism.
- Multimedia and Web Design.
- Biology.
- Communication.
- History Education.
- Ski Area Management.
- Paralegal Studies.
- X-Ray Technician.
- Business Administration / HR.
- Forensic Psychology.
- Political Science / Public Law.
- Justice studies.
- Accounting.
- Audio Arts & Acoustics.
- Biology / Pre Med.
- Music Business Management.
- Art Education.
- Criminal Justice / Sociology.
- Elementary Education.
- Psychology.
- Marketing.
- Healthcare.
- Psychology.
- Sociology.
- Biology pre-veterinary medicine.
- Bilingual / Bicultural Education.
- Bachelor's in Management.
- Nursing.
- HR Development.
- Hospitality Management.
- Theater Arts.
- Biological Sciences / Secondary Education.
- Recreation and Park Administration.
- Aerospace Engineering and Applied Mathematics.
- Criminal Justice.

- Photography.
- CIS.
- LBS1.
- Paralegal Studies.
- Business Administration.
- Electronics.
- Business - Economics.
- Community Health.
- Computer Networking.
- Nursing.
- Education.
- Marketing.
- Legal Studies.
- Multimedia / Web Design.
- Nutrition.
- Early Childhood Education.
- HR Management & Business Administration.
- History.
- Finance / Accounting.
- Education.
- English.
- Finance.
- Accounting.
- CIS / MIS Fast Track.
- English.
- Elementary Education.
- Special Education.
- Nursing.
- Nursing.
- Social work.
- Computer Networking / Security.
- Biology / Pre-med.
- Nursing.
- Stationary Engineer Asso.
- Audiology.
- History.
- Radiologic Technology.
- Earth and Environmental Science.
- CIS.
- Family and Health Science.
- Japanese Language.
- Education.
- Organizational / Corporate Communications.
- Communications.
- Medical Office Assistant Degree.
- Economics.
- Liberal Arts.
- Health.
- Elementary Education.
- Education.
- Marketing / Advertising.
- Business.
- Psychology.

- Law.
- MPH, Master's in Health Administration.
- Criminal Justice Management.
- Bilingual Elementary Education.
- Finance.
- Accounting / Business.
- Anthropology.
- Psychology.
- Business Teacher Education.
- Psychology.
- German.
- General Art Studio / Psych minor.
- Criminal Justice.
- International Business.
- Visual Communications.
- Biology with certification in 2nd education.
- LAS.
- Finance.
- Comp Science / Math.
- Political Science / Economics.
- Marketing.
- Nursing, Spanish.
- AAS.
- Psychology.
- Biology.
- Speech Pathology.
- English / Acting.
- Nursing.
- Math.
- Management and Finance.
- OMIS/IT.
- Fashion Merchandising / Management.
- Fire.

Question 13d. If your response to question 12 (Did all of your Harper College credits transfer to your current institution?) is 'no', what was the main reason?

Other:

- Too many credits for all to transfer, and some weren't accepted at that school.
- Still going to Harper.
- Could only transfer a certain number of credits - school policy.
- Too many credit hours to transfer.
- Advisors ensured all would transfer.
- I could transfer only 60 even though I had more at Harper.
- Classes not offered at new school.
- Did not complete AD.
- Not transferable.
- CIS courses are not AAS degree - entirely transferable.
- Not high enough level.
- Misled me on what to take.
- Some were no help at all.
- Too old, not offered any more.

- No transfer.
- Credits not applicable to major for some reason.
- CLC doesn't have those classes.

Question 17k. Which institution do you currently attend? Other, specify:

- Kendall.
- University of Wisconsin – Parkside.
- Western Illinois University
- North Park University
- IIT.
- Central Missouri State University
- The School of the Art Institute of Chicago.
- Millikin University
- Illinois Institute of Art.
- UW – Whitewater.
- Gogebic Community College
- College of Lake County
- Chicago School of Professional Psychology.
- Eastern Illinois University
- Western Illinois University
- Robert Morris.
- Florida Institute of Technology.
- UT – Dallas.
- IL Institute of Art, Schaumburg.
- Benedictine University.
- Benedictine University.
- Bethel College, St Paul, MN.
- Triton College.
- College of DuPage.
- Eastern.
- Judson College.
- Eastern Illinois.
- Robert Morris.
- Thomas M Conley Law School.
- Benedictine University.
- Judson College, Elgin.
- University of South Carolina.
- Lewis University.
- Olivet Nazarene University.
- Benedictine University.
- Bethel University.
- BESU (Ohio).
- College of Lake County
- International Academy of Design / Technology.
- National Labor College.

Question 19. What is your job title?

- Echocardiographer
- Teacher's Assistant
- Working three jobs

- Guest Service Associate
- Shipping (Export Packer)
- Paralegal
- CSR
- Tutor
- Administrative Assistant
- Intake Coordinator
- Cashier
- Receptionist
- Operations Security Rep
- Contract Programmer
- Floral Clerk
- Bartender
- Paralegal
- RN
- Sales Support System Specialist
- Administrative Assistant
- RDH
- Supervisor
- Dental Assistant
- Certified Medical Assistant
- Server / Waitress
- Registered Dental Hygienist
- Sign Language Interpreter
- Sales Associate
- Secretary
- Customer Service
- Instructional Assistant
- Administrative Assistant
- Customer Service Manager
- Teacher
- Claims Manager
- Registered Dental Hygienist
- Supervisor / Merchandiser
- Inventory Associate
- Maintenance Tech
- Teacher Assistant
- Inventory Control Manager
- Sales Associate
- Administrative Assistant
- Tutor
- Cashier
- Sales Associate
- Senior Account Manager
- Administrative Assistant
- Gymnastics Coach
- Engineer
- Accountant
- Office Manager
- Flight Instructor
- Service Manager / Assistant Store Manager
- Banquet Server
- Echo Tech

- Front Office Manager
- Legal Assistant
- RN
- Associate
- Educational Interpreter
- Secretary
- Sales Associate
- Product and Financial Assistant
- Shift Supervisor
- Customer Service
- Admin
- Sign Language Interpreter
- Administrative Secretary
- Fund Raiser
- Registered Dental Hygienist
- Marketing Manager
- Drafts Person
- Appointment Coordinator
- Head Bartender
- President
- Administrative Assistant / Paralegal.
- RN
- Assistant Director
- Paralegal
- Cardiology Technician
- Machine Builder
- Tool and Die Maker
- RDH
- Registered Nurse
- Hostess / Waitress
- Registered Dental Hygienist
- Pre-school Teacher
- Assistant Manager
- President
- Administrator
- Title Production
- Account Manager
- Executive Administrative Assistant
- Cashier
- Intern / Illinois State Police
- Paralegal
- Registered Dental Hygienist
- Cashier
- Cocktail / Club Dancer
- NCT
- Work cafeteria in residence hall
- Sales Associate
- Temporary Engineering Aide
- Lab Supervisor
- Litigation and Regulatory Paralegal
- Customer Service Representative
- Customer Service Manager
- CMA

- Dental Hygienist
- RN
- Software Engineer
- Sales Manager
- Service Tech
- HR
- Server
- Nanny
- Paralegal
- Lab Technician
- Administrative Assistant
- Manager
- Cardiac Sonographer
- Landscape Designer
- Paralegal
- Management Trainee
- Continuity Director
- Sr Staff Specialist
- Dental Hygienist
- Police Officer
- Legal Assistant
- Process Research
- Technician
- Data Entry, accounting department
- Senior Accountant
- CNA / CMA
- Cashier
- Nurse (RN)
- Teller job
- Marketing Coordinator
- Make-up Artist
- Pre-school Teacher
- Financial Analyst
- Nanny for summer, Sales Associate for school year
- Promotions
- Retail Manager
- Customer Service
- Manager
- Purchasing Clerk
- Certified Pharmacy Technician
- Cashier
- Nail Technician
- Customer Service
- Temporary
- Customer Service Rep
- Assistant Teacher
- Nanny
- Camp Counselor and CSR at Blockbuster
- Staff RN
- Bank Teller
- Fraud Analyst - inbound call center & UA Tester
- Credit Administrator
- Accounting Assistant

- Police Dispatcher
- Department Head
- Self-employed
- Medical Assistant
- Medical Secretary
- RN
- Dental Hygienist
- Loan Processor
- Network Administrator
- Administrative Assistant
- Dental Hygienist
- Paralegal
- Supervisor
- Sales Operations Administration
- Sales Associate
- Executive Administrative Assistant
- Unit Secretary
- Dental Hygienist
- Sales Associate
- Administrative Assistant
- Sales Counselor
- Seventh Grade Math Teacher
- Banquet Manager of Suites @ Arlington Park
- Sr System Specialist
- Sales Associate
- Administrative Assistant
- Designer
- Registered Dental Hygienist
- Clerk
- Mobile Maintenance Tech
- Executive Assistant
- Substance Abuse Counselor
- Assistant Day Care Manager
- Nurse Manager
- Registered Nurse
- Police
- Office Manager
- Site Director
- Bartender
- Receptionist / Cashier
- Purchasing Coordinator
- Flight Attendant
- Customer Service Rep
- Dental Hygienist
- Sales Associate / Stocker & after school counselor
- Receiving Clerk
- Dental Hygienist
- Direct Support Professional
- Pharmacy Tech
- Assistant Manager
- Load Information Specialist
- Server
- Teller

- Computer Consultant
- Customer Service
- Fire-fighter / Realtor
- Hairdresser
- Supervisor
- Staff RN
- Receptionist
- Secretary
- Patient Care Tech
- Technician
- DSP
- Branch Customer Service
- Foodservice Director
- Journeyman Electrician
- Dental Hygienist
- Chief
- Inside Sales
- Web Administrator

Question 25e. How did your Harper College education help you? Other:

- Nothing changed.
- Get credits needed.
- Nothing.
- Obtain future job.
- Didn't help me, same position.
- None really.
- I can't find new job.
- Computer, communications.
- Communication skills.
- General law knowledge.
- Good foundation to go on.
- Further knowledge on business in general.
- Helped me to enter a field that I had wanted for years.
- Not at all (yet).
- Will help to obtain job during summer when ski areas are closed.
- More self confidence, more aware of my capabilities, work better under stressful situations.
- Became self-employed.
- No layoff.
- Continue my education.
- Enhanced communication skills.
- Help with my reading and writing.
- None, my employer doesn't care!
- Changed career.
- Additional skills I may use later.
- Self satisfaction.
- Nothing really.
- Job stability to have Associate degree.
- Just a part time college job.
- Got a job, but company closed - so it helped me get that job.
- I had all my general ed courses done.
- Personal goal / achievement.
- AA degree.

- Have associate to meet employment criteria.
- Currently applying for job related to my major.
- Full-time student
- Office technology.
- Didn't help me.
- Increased my ability to research legal information.
- Communication with Japanese customers.
- Gave me confidence to pursue a Masters in Education.
- Growing up!
- My job is similar to the position I had in high school.
- Better understanding of equipment.
- Help my daughter in our flower business.
- Will aid in promotion.
- Doesn't apply to my current job.
- Gave me confidence in certain academic abilities.
- Just for my school transfer.
- More education.
- Help to attain BA degree.

Question 30. What did you like best at Harper College?

- I liked how well the teachers interact with the students. How they cared about your success.
- Their willingness to work with me.
- Computer class instructors were very knowledgeable in their fields.
- The creative classes I took along with the interior design faculty.
- Flexibility. Closeness to home. Cost compared to a four year institution.
- I liked how close all the buildings are. Every employee I saw was extremely nice and helpful.
- Facilities.
- Very caring teachers such as XXXXXXXXXXXX, XXXXXXXXXXXX, XXXXXXXXXXXX, and XXXXXXXXXXXX.
- Some of the teachers!
- The convenience. Being able to take classes open entry.
- The location. The teachers in the physics, math and engineering departments.
- Convenient and close to house. Affordable.
- Convenience of location, tuition, and availability of classes.
- I liked the convenience and small size of the classes. I also liked how well the counselors helped me to find a career and successfully transfer to a four year institution.
- Close to my house.
- Smaller classroom size. Personal attention.
- Its facilities and teachers.
- Care for students. Instructors were all attentive to students' needs.
- The staff's ability to coach through problems and how much they cared.
- The closeness to home and lots of classes available.
- Many credits transferred to Harper and from Harper to other schools without a problem. I was thoroughly helped by an advisor when I first transferred there. Advising and career counselors were very beneficial.
- Small class size. Low tuition fees for residents.
- I was able to go to Harper - set goals and accomplish them. I had support from the Women's Center and financial aid that really helped. What I liked best was the enthusiasm the instructors had for what they were teaching and how they knew us personally and were trying to help us accomplish our goals.
- Flexibility, atmosphere, quality of staff, well equipped computer rooms.
- The challenges in my education. All the classes were presented well and quite interesting.

- It was convenient, worked well around my schedule. Some of my teachers were really good, and almost made up for the bad ones.
- Small class sizes and personal feel.
- Location, good medical program, well-known for medical program.
- Convenience, affordable, offers credits which are transferable to four year schools. Is an easy transition from High School.
- The location, easy access. I had approximately 60 hours of classes prior to entering Dental Hygiene Program. There are two completely different experiences "in" and "out" of the program.
- Teachers, activities, opportunities.
- The interpreting program was excellent. I also thought the counseling department was good when it came to checking my credits.
- Helping out with the events while I was in Program Board.
- I liked the teachers at Harper. I really feel that they provided me with a good education. Most of the teachers seemed genuinely concerned about their students.
- The history teachers.
- Friendly and helpful staff and teachers.
- Convenience of campus, size of classes and courses available.
- XXXXXXXXXXXX, XXXXXXXXXXXX, XXXXXXXXXXXX. Coffee machines.
- Selection of courses, variety of classes in the evenings.
- Location, facility and great teachers who educated wonderfully at Harper College.
- The teachers are very accessible and truly care about the students!
- Small class sizes. Location. Cost of tuition.
- Location, cost and faculty.
- The wide selection of classes available. There were many different areas to choose from.
- That I was able to complete my general education requirements near home and for an inexpensive price.
- Registration! Speed! Class size!
- The faculty, great instructors.
- Good teachers / professors.
- It challenged the abilities I already had, and allowed me to expand to greater skills.
- I met a lot of great people - students and teachers. It's convenience. Price.
- It is close to where I live. Most of the instructors have PhD's and many years in the field of the course they taught. As a student in a Jr. College, it feels good to have someone with a PhD give you encouragement - that is why I'm still going to school.
- Campus area environment. Course time.
- The location was ideal for me because I have maintained a full time job while attending Harper. It was also affordable for me to attend. It is reasonable in their tuition prices.
- The inexpensive courses.
- Math teacher XXXXXXXXXXXX, English teacher XXXXXXXXXXXX, Math teacher XXXXXXXXXXXX, educated, clear, patient, and thorough instructors like the above listed.
- The student teacher ratio. The teachers took time out of their busy schedules to explain the assignments thoroughly.
- The facilities were excellent and up-to-date. Web registration was extremely convenient and there were a variety of course offerings that fit my schedule.
- Faculty and location.
- Career programs.
- The instructors in the Echo program, especially XXXXXXXXXXXX and XXXXXXXXXXXX. They make the program strong and bring great amounts of knowledge to the table. The atmosphere and flexible school hours were great. Love that beautiful landscaping. Also, XXXXXXXXXXXX was amazing with helping with difficult situations.
- The faculty was extremely helpful. I could not believe how very useful and highly effective the faculty were to helping my academic and personal needs. I didn't have one faculty member who wouldn't help me outside of the classroom. I truly appreciated their generous help they provided during their office hours.

- The cleanliness. The faculty. Liked phone class registration options to register over phone.
- The friendships I made.
- I enjoyed the instructors very much. The choice of classes, quality of classes. Convenience to my home. The diversity of people including ages, cultures, and preferences.
- Felt safe at campus for night classes. Staff always available - lab was exceptional to my learning.
- The journalism faculty.
- Atmosphere.
- The student body. I was involved in students' clubs and organizations, and those were absolutely the best part of attending college. In addition to that, the faculty was really helpful toward the students, inside and outside class.
- The teachers were excellent and well informed. XXXXXXXXXXXX always goes above the call of duty.
- Course material.
- Courses taught by industry personnel - could relate their experiences to subject matter.
- The overall atmosphere. I would also recommend XXXXXXXXXXXX for a history course and XXXXXXXXXXXX for a biology / zoology course.
- Convenient schedule. Nice environment. Friendly staff.
- All of the courses you can take at the school.
- Good teachers, good curriculum, class scheduling to accommodate all types of schedules.
- The class size and location.
- Having class with Professor XXXXXXXXXXXX.
- Was able to have job and go to school at same time.
- Location, class size, classes offered.
- Nice, clean, updated campus. High tech instruction - all the latest technology in my field / major available and taught.
- Location, size and affordable.
- I loved everything, but the instructors of the Interior Design department are truly exceptional.
- Comfortable environment, challenging courses.
- Location and environment.
- The diversity of the people - both the students and teachers and the variety of their ages.
- Course selection and times of classes.
- The campus at Harper is beautiful, excluding the construction work being done.
- The professors.
- Computer lab-access, availability, related courses offered for computer skills (especially internet and open / at your own pace classes). Convenience of classes offered - quantity and times.
- Small class sizes, taught by experts in their fields rather than pure academics, didn't feel like the classes were "dumped-down", good technical facilities.
- The small class size and the diversity of the student body.
- Night classes, clean school.
- The students, most of the teachers, the classes, location. Preparation for future study.
- The education I received.
- The campus, good instructors, overall good experience.
- Class schedule flexibility, good teachers, pleasant and helpful staff, and nice / clean facilities.
- Mega Lab.
- Interaction with faculty and other students.
- There is a class for every interest.
- I loved the site for my externship and now have a job there that meets my current needs. Response to question #4: I plan to continue my education, but that does not necessarily mean a degree. I already have a BSN and half completed an MBA program.
- Low cost for great education, which allowed me to get my college career started.
- Convenience, nice campus, excellent instructors, friendly students.
- Harper College staff and faculty challenge students to do quality work in order to meet expectations of future employers and university professors.

- The teachers made the College. All of them were well educated and cared for the students.
- Faculties are very friendly and I feel very comfortable to be at Harper.
- The convenience to home and being able to complete my degree in two - three years.
- Some classes were nice because they had not too many people, and the math OS2 was available at my own pace.
- The diversity to which I was exposed. Newest ideas and concepts in the Early Childhood Education field.
- Class sizes are small.
- Small classes, quality of instructions.
- How educated and knowledgeable the teachers were about the field they were teaching.
- The location and different offerings for the times and days of classes.
- Small classes and convenient location.
- That it was affordable, close, and all my credits transferred.
- Science labs and equipment better than many four year colleges, classes offered for flexibility in schedule (nights, weekends, multiple times).
- Location and Tutoring Center are the best areas for me. The library is also excellent.
- Most instructors were always available to help students.
- It was near my house and I could get the general courses in a lower price than in a university.
- Hours, courses evening - Prospect Hts location.
- Campus.
- Well organized. Great teachers. Pretty campus.
- The classes in my major - taught by working professionals who had real-life experience to share with me.
- Closeness to home. Affordable. Offering an RN degree.
- Location, availability of class times / days.
- Variety of students and teachers in night courses.
- If you need help, instruction or encouragement, Harper's people are there. However, my field was eliminated during my time due to low enrollment.
- Convenience, great educational classes.
- Nice campus and faculty.
- The campus and staff had an overall warm and welcoming feeling. The class selections and times were good for my busy schedule. It prepared me to go away for college.
- I liked the convenient course times. I could work full time and still attend night classes.
- The availability and concern towards students success of the faculty.
- Wonderful instructors. (especially XXXXXXXXXXXX, XXXXXXXXXXXX, XXXXXXXXXXXX, XXXXXXXXXXXX, XXXXXXXXXXXX, and a few others). Friendly atmosphere. Great preparation for four year colleges.
- Being that I live in Palatine the location was perfect. All the professors I encountered were always available to me, they would work with me, they all made the content of courses really interesting!
- The staff, the buildings, the soccer program, computer labs.
- Great location. Great environment.
- Great selection of continuing education / personal enrichment classes, instructors - all were knowledgeable on subject matter and enthusiastic - particularly XXXXXXXXXXXX.
- XXXXXXXXXXXX, history teacher, nice campus, wide hallways, many places to sit.
- convenience, specific to career choice (echocardiography) excellent teachers in anatomy, physiology, chemistry and cardiac tech.
- The teachers - we had fun while learning.
- Location, flex classes.
- Web development classes were terrific. XXXXXXXXXXXX is a fabulous instructor.
- Convenience, location, four years would be great.
- Location.
- The teacher's hard working and patience. Studying environment.
- The teachers and how the criminal justice classes were hands on.

- The classes and campus are small, so a lot of the same people were in my classes. It was nice to walk around campus and see so many familiar faces.
- My academic counselor - XXXXXXXXXXXX.
- The campus in Palatine - faculty support.
- Flexibility to take courses, easy access to enroll in courses.
- The professors knew a great deal about the subject. Their experience was noticeable and taught the subject well.
- The look of the buildings and interior spaces of Harper as well as the quality of technology available exceeds almost every college I have visited in the state. Also, the small class sizes allowed me to explore every subject in depth. Most teachers were also willing to discuss their area of expertise outside of class so I learned quite a bit more about their subjects than I had originally expected.
- Cheap tuition, delicious food.
- Close from my house. Great variety of course selection.
- Overall surrounding, ethnic diversity. Available course work to keep up with current job market and technology.
- Class size.
- The way different ethnic groups came together and help one another in the class room setting. How people learn more about people that are different from them and how they open my mind to things I didn't know existed.
- Convenience of location, quality of instructors, availability of instructors.
- The campus, location from home, the subject syllabus, the professors, etc.
- Location - it was close to home - great teachers and education.
- Small classes
- Small class size, good teachers, always willing to help.
- How close it was and when classes were offered.
- Teachers and evening class schedule.
- Close to home, helped prepare me for a four year school, was able to get into my major at ISU.
- I liked the psychology courses I took.
- The education experience. The faculty was great. The campus was easy to get around, and the schedule of classes were very accommodating.
- The teachers were great.
- Harper's location in Palatine. I could still live at home and hold a job while taking college courses.
- It was very convenient being so close to home. Class times allowed me to attend regularly and also work close to full time. Tuition was affordable and I was able to go through Harper with no government assistance.
- It offered the courses to become a certified paralegal.
- The size of the classes and the many different choices for courses.
- Harper College prepared me for my continued studies at Roosevelt. I recommend Harper College to all my friends. The selection of classes is diverse. The instructors are knowledgeable.
- The physical appearance of the campus. It looked new, sophisticated, and pleasant which had a positive effect on my motivation to learn.
- Class size and individual attention from professors! Wine and Spirits course definitely #1 class and professor XXXXXXXXXXXX.
- Convenience of location, I enjoyed being able to live at home and still go to college. I had some excellent teachers at Harper, especially XXXXXXXXXXXX.
- Some of the teachers were really interested in their students and made an attempt to really get to know them. I was a person and not just a name or a number.
- Diversity, and the staff's ability to reach or understand any person, and if they could not help they would always go the extra mile to get you some help.
- Variety of classes offered.
- Campus, most of the faculty.
- The tuition fees, the teachers, and the class sizes.
- I liked the availability of most classes. I would change the way classes are offered in the summer.

- The class sites and the professors ability to teach.
- Most of the teachers were great! The quality of the teaching was excellent. I had fun and learned a lot in many of my classes.
- The commitment of the teaching staff.
- The staff and knowledge they have in the field of nursing.
- Small classes, individual attention, variety of course.
- Excellent education, excellent teachers, great reputation of the school.
- Criminal justice classes. Exceptional teachers - XXXXXXXXXXXX, XXXXXXXXXXXX, and XXXXXXXXXXXX.
- Close to home.
- Availability of classes / times and days offered.
- Convenience - prices - computer lab availability.
- Location, class size isn't very big.
- The Honors Program was outstanding and the Science department was very thorough and had me well prepared.
- The writing assistance at the writing center, they helped me a lot.
- Close to home, great teachers, good atmosphere.
- Location of campus.
- That it offered the Dental Hygiene program.
- Different cultures, open-minded, support staff.
- Night classes were available.
- The buildings. The availability of resources needed to complete your homework.
- Easy to get to.
- Programs / classes were great! Well taught and provided well!
- The teachers and instruction.
- The availability of evening classes. The option of finishing my paralegal certificate while attending school part time.
- I really enjoyed the diversity. I feel like I learned a lot through meeting others and being open to advice and opinions. I was able to participate in a couple clubs as well as student ambassador. This was a huge help.
- I liked that I could use the computers any time, some of the classes I had like the marketing and economic classes, the teachers are fantastic, the speaking class, the teacher was fantastic. My computer classes the only teacher I had that knows what she is teaching, it was very well prepared, XXXXXXXXXXXX, I learned a lot however.
- I loved the campus appearance, the buildings were well maintained and the classrooms were designed so that every student was able to see and hear the instructor.
- It just felt really "homey". It really fit me as a person.
- The Dental Hygiene departments experience in organizing classes and schedules and registering for you in the program made it less stressful.
- The unselfish care and professionalism shown by many of the professors towards the students.
- I like the availability of computers for general use in the megalab.
- Diversity in course selection. Convenience of class times - flexibility in scheduling.
- Small classrooms, dedicated teachers.
- Location, class availability and variety. Staff to student support, tuition and course prices, and above all, ambience and atmosphere.
- Diverse age group of student body. Great adjunct faculty in Early Childhood Education department and advisors. Free transcripts.
- Convenience - class times.
- One on one help from teachers, very personal. Tutoring Center. Testing Center. Great cafeteria!
- The courses or programs being offered are the best. Faculty is very knowledgeable and helpful.
- Harper is a very accessible school which makes it very convenient for a wide variety of people. Registration was a very simple process, and the class sizes and times were nice.
- Small class size - good instructor student ratio.

- Good teachers. Buildings look very nice, clean and well designed architecturally.
- Open enrollment style classes in the HVAC field.
- The atmosphere, very friendly, open, the campus and classes made me feel comfortable. XXXXXXXXXXXX and the Women's Program were a huge help to me. I would not have made it through without them.
- Location, class selection.
- The proximity of location, instructors, and education.
- Location, environment, Ms. XXXXXXXXXXXX, Mr. XXXXXXXXXXXX, Mr. XXXXXXXXXXXX.
- Cost, location, class / time / day availability. Ability to experience college in a more "liberal atmosphere" (I like Harper's "vibe" if I may). Excellent teachers. Lots of events. Club / organization availability. Student services.
- I liked the structure of the nursing program. I liked the fact that we were in clinicals from the beginning.
- Location and low tuition, good teachers.
- The flexibility in scheduling classes and how well the faculty performed in teaching the material.
- Harper College had determined teachers to help students. Other services such as from the Tutoring Center were also helpful.
- Facilities, convenience, smaller classes. Excellent faculty.
- L teacher accessibility.
- The proximity to my house, the resources.
- The evening hours available.
- The location and cost.
- Location, tuition.
- Instructors (with the exception of one algebra teacher) were all talented and knowledgeable. They made the experience actually enjoyable. The campus was clean and well-groomed.
- Harper College is a good college and the staff is excellent. Very close to home, classes hours.
- Very friendly professors and small classes.
- Convenient location, affordable tuition, Distinguished Scholar program and Honors program.
- The professors who taught more classes really had a great impact on my education. They all were interested in what they were teaching which I benefited from. Also, the mentoring program was an excellent way for me to get experience within the community. Employers really like seeing it on my resume.
- Convenient to home, 2. Cost of tuition is relatively inexpensive, 3. Most classes are available in the evening, 4. Class size was not too large.
- The commitment the teachers made to the classroom instruction to provide the highest level of education.
- I thought the teachers were very personable and approachable. The registration office was always very helpful as well.
- Convenient classes.
- Environment.
- Good instructors. Close to home. Reasonably priced. Courses chosen for major requirements are targeted to that job industry and they prepare you for a higher education.
- The teachers really cared and wanted to see the students succeed. They were also approachable.
- I liked the small classrooms, so teachers can help individuals. XXXXXXXXXXXX, my counselor, was very good. He let me know how many classes I have to take and he had good recommendations.
- The availability of classes (different days, times) and having many sections offered instead of just one class.
- Excellent teachers.
- Convenience of class times.
- Harper College provided, for me, a chance to transfer to a four year institution that I would have not been able to attend out of high school. It also helped me gain personal and academic confidence and I believe I am now more capable of reaching and fulfilling my overall career and educational goals.

- Location and teachers.
- The intimate class size taught by dedicated professors brought education to the student in an easy manner.
- I thought the faculty was great! The school is close to work and home.
- Excellent instructors.
- Location, clean and modern.
- Classes were available during all semesters, the diversity of when you were able to take classes helped a lot.
- Convenience (location-wise). Affordable tuition.
- I loved the professors and the variety of courses.
- The teachers, most of the teachers, professors I had really seemed to love what they do. They tried to get each of us to find something we loved about the subject also. Their excitement about the importance of what they were teaching really made coming to class fun, and fulfilling. When there is so much to do, you hate to waste time on crap.
- Great programs, close to home and friendly atmosphere.
- Great class size.
- Caring faculty, small class size. Pleasing environment, tutoring availability, writing center, computer labs student services.
- The vast availability and different types of courses.
- Location.
- The instructors and the well diverse population there.
- Class size, landscaping.
- Expansion of building.
- My experience was very positive. Attended from Jan. 2000 - May 2003, obtaining AAS degree. Admissions, registrar, VA counselor, bookstore, Dept. head, XXXXXXXXXXXX, were all very pleasant, professional, and helpful every time I had dealings with them. Like the physical lay-out of school - well lit, easy to find and follow directions.
- Class size - smaller. Campus setup. Individualized attention / help.
- The teachers and classes I took.
- The flexible schedules on courses offered.
- I love the people around Harper College. Everyone's very helpful which made things easier for me as an International student. Harper College has the best career programs that I have seen so far - very detailed and very extensive career programs.

Question 31. How can the College improve in its instruction?

- Use more full time instructors instead of adjuncts who are here and then gone.
- The interior design course needs the following classes: Portfolio, Auto Cad for Designers, Photoshop, and 3-D Studio Max.
- Fix the parking lots and add more parking. There's nothing worse than being late to class because you can't find a parking spot.
- I don't know if it needs to improve.
- Satisfied.
- No improvement needed.
- I finished my degree at Harper at the time of strike. I did not like how teachers and faculty handled the strike. I feel it was not in a professional manner. The students suffered the most. Some teachers were a bit unfair.
- Have full time faculty.
- More teacher-student availability times.
- Expand curriculum and offer advanced degrees.
- Offer large variety of two year programs.
- Teachers need to be more strict with disruptive students. I had to drop two classes because I couldn't hear the instructor.

- Make part-time instructors more available. Communication through e-mail is a big suggestion. Not enough instructors use it.
- Utilize Power Point in the classroom.
- I had one older professor for chemistry that still loved chemistry but was not a very effective teacher - continue to hire instructors that love their subject and love teaching.
- From my experience, I would recommend keeping full time professors is best for students. The part time ones did not have time or willingness to prepare classes and talk to students afterwards.
- I have no complaints with the professors.
- Find more teachers that are there to enrich the lives of the students, not just a paycheck.
- Offer more classes.
- Update text books and classroom aids.
- The instruction is good, however I feel as though the classes I took were easy. However, I am a good student so classes are usually easy.
- Overall, instructors do a great job. Selected teachers seem very unhappy with their jobs and concern for students.
- More full time employees.
- I can't think of any improvements at the moment. As far as I remember, the instruction was quite good.
- What I saw was not something the College has very much control over. You can't change the instructors personalities or attitudes(all of the time).
- Stop scaring people about going on strike.
- Newer labs. More full-time teachers.
- Remove XXXXXXXXXX from your teaching staff. She is unprofessional, unfair, and unavailable for her students. She single-handedly lowered my GPA because of a computer disfunction in my home for an internet course. She was the only instructor I had at Harper that was unreasonable and exceptionally unpleasant to me and other students. XXXXXXXXXX significantly lowered my opinion and feelings about Harper College.
- Small lecture halls!
- More classes available during the summer time.
- More classes - so I can get into the courses needed and not told closed. Should open all classes every semester - not just in a particular fall or spring.
- Maybe full time teaching positions - a lot of my past teachers rotated from one school to another - keeping teachers in one spot seems to be in the best interest of both students and the school, because it would ease the tension of the teachers who rush back and forth to one job to another, easy to get in touch with teachers.
- More different courses for job requirement.
- I think Harpers' instruction is very adequate.
- Hire knowledgeable, patient, clear and competent instructors.
- Keep the same instructors and offer those dedicated employees benefits. I learned so much from them, especially: XXXXXXXXXX, XXXXXXXXXX, XXXXXXXXXX, XXXXXXXXXX, and XXXXXXXXXX.
- The studio arts seem to be lacking in class diversity as far as for transferring to a four year art school. Harper really needs a photography credit class (at least black and white) and could benefit greatly from having additional course times in each studio area (ie. two sculpture classes) or new areas such as fiber or art and technology.
- When we learned we had to share too few echo machines with few time slots. It is my understanding that more machines have been purchased. It would be helpful to maintain a healthy student to echo machine ratio. Students could greatly benefit additional pre-registry instruction since they are not eligible for registry until one year after graduation.
- I would really appreciate having offices for non-full-time faculty. Even having rooms for them for office hours would be grateful!
- By not allowing a single instructor to dominate a field of interest by teaching more than three classes (different subjects) related to the same field. Namely, a specific paralegal instructor.
- Create a more realistic view of the workforce.

- I think it's fine how it is. Great job!
- The director of my program taught all my classes for two years. Need other teacher styles, opinions, and perspectives. (I took eight classes) Actually I had one different teacher - the rest taught by same teacher.
- Two words -- English Department! The faculty in this department was always rude, unapproachable, and unhelpful.
- I was satisfied with the instruction.
- Expand course frequency in Plant Science department and PKM. Couldn't complete AA because of limited offerings.
- Career planning / placement. Career Center office staff helpful, counseling was less than helpful.
- Implement curriculum and shares related to that which occurs at four year institutions.
- Not all classes available for certificate. I originally went to Harper to change during last semester. Could not receive help from counselors. Fellow student was helpful so I could at least receive degree at time I planned! (i.e. class did not have enough enrollment, therefore dropped, no other class was offered).
- Dental hygiene grading in clinic (not text / support courses, just clinic) is very subjective depending on which instructor is grading you that day or that semester. Grading in clinic needs to be more equal between all instructors.
- Keep abreast of new technology that can assist students in striving toward their educational goals and make sure it is available to them.
- Specifically the Interior Design program. It needs to catch up with technology. Use computers more.
- Modernize the Interior Design department. Expand the space.
- Less crowded classrooms in paralegal studies. Started with average of 10 in class, ended with over 25.
- The teachers should be willing to keep helping all their students, each individually or together as a group on the same page.
- I feel they do a good job as is.
- Instructors seem to be very knowledgeable but don't have teaching skills. Also, much time is wasted in dealing with students who don't seem to be serious about their education.
- Make sure the teacher in the PLS computer-assisted legal research class knows Lexis-Nexis and Westlaw and teaches the students how to really work the program.
- Increase lab availability time and day availability.
- Lower the cost. Quit writing parking tickets. Get a closer partnership with industry. Stay current with technology.
- Consider making it a four year university. Have the deans sit in courses and 'grade' the instructors.
- Satisfied.
- Offer four year degrees.
- More online courses for computer instruction - saves on commuting.
- Better parking!!! Lower book prices!
- Since I was there, my program has been revamped. A number of the classes were unnecessary for that certificate when I was there. I do not know what changes were made. Testing was too easy in some classes. I would have had to work to fail.
- Science labs needs to be more computer oriented, i.e.: using Excel to generate tables and graphs.
- Keep up the great work!
- Harper's instruction should expand its program to include Bachelor's degrees or become a four year university. Harper is better than most colleges in the United States.
- There was only one teacher that I had in the three years in attendance that I thought was not like any other teacher that I had. This teacher's methods were unorthodox and he had his "favorites".
- Have more courses available in the morning, not only night.
- Many teachers are outstanding in their fields and others were dull and mediocre. Classes should be reviewed by administration to weed out the obvious weak instructors. I was disappointed especially with sociology and English comp. All science and hygiene were excellent!

- I think it would be nice to have a sheet maybe at the end of the week or two weeks to see how we are doing in class. I know in one class I didn't go for about four days because I was sick and I never knew my grade went down so much.
- Offer a four year program for Early Childhood Education.
- Make it more clearly and easy to understand.
- I found that the part time teachers, ones who had another job, were absolutely horrible at teaching. They weren't consistent with their grading or couldn't keep track of grades.
- Provide some four year opportunities for certain degrees.
- Focus on the students' future plans and direct them better in course selection.
- All instructors I had were good in grading and in content of knowledge.
- Four year degree!
- Teachers need to be more accessible and accommodating to adult learners - particularly basic classes taught at night sessions. Specialty classes taught by working professionals/part-time teachers were much better at respecting adult learner's needs and wants.
- More clinical experiences, more independence to do things in clinical.
- The quality of the instructors always seemed to be hit or miss. About 50% of the time the instructors knowledge or style was poor, while other times they were very good.
- Make it available to become four year.
- Work on more diverse subject structure.
- Try to challenge the students in class not just lecturing or assigning more work.
- I had a wonderful experience with my instructors. Everyone was very approachable and understanding.
- Review how professors structure their courses because not all students excel in the same ways. Tests mostly, mix up multiple choice and essays.
- The instruction I received at Harper was excellent! In regards to class size, professors, content, (etc).
- Better guidance counseling - friendlier, more helpful.
- Don't have any complaints.
- Add a darkroom / photography studio and more class offerings of photography classes - both credit and personal enrichment courses.
- Some teachers didn't seem like they really cared about the subject they were teaching or tried too hard to get on a student level.
- Get new furniture for the horticulture department in V building. The chairs were very old and uncomfortable and some were broken. It was very hard to sit for four hours.
- Go to four year college.
- I rated Harper poorly in faculty concern and availability based on my experience in the VB and Java programming classes. Instructors seemed to be interested only in those students who were already experienced programmers. Those of us learning for the first time often didn't get enough help.
- Offer four year degree.
- Get student feedback on all instructors.
- Select more qualified teachers who understand the most of student's idea. Select better reference book and text book that more fit into the student requirement. Downsize each class, (from 8 to 12 students) so the students will get more chance to practice and ask questions.
- I really thought those instructors I experienced did a great job. They all seemed to enjoy what they did.
- For me, it was fine the way it was.
- Harper must recruit better faculty to replace ones consistently rated as poor by their students. There were some teachers that I thought were incompetent in their subject and seemed disinterested in the students, yet are still part of the Harper faculty.
- Faculty needs better office hours and teachers who actually have experience in what they're teaching.

- While web based or open entry classes are convenient, they don't provide much people skill opportunities which is much needed in today's workplace. I enjoy taking classroom classes for the reason of meeting others of similar interests.
- No strikes.
- Become four year institution.
- Get involved more with the students. Teachers could try to get to know the students better.
- Have teachers more into their students and able to help them when needed.
- Scheduling class to have more time. They were all at the same time.
- I think it's great how it is.
- I think the classes can be made a little more demanding.
- Have instructor that stays on point to teach legal research by using legal research as attorneys do. Some of the other courses were not taught as you would find they are applied if you were to work in a law office.
- Some instructors (from my personal experience) need to retire. I think their age affected their ability to teach well.
- Offer more summer courses in the hospitality management program.
- I was pretty satisfied.
- Make it into a four year college.
- I would suggest doing the summer in split sessions.
- Become a four year institution.
- Overall, the classes were great. The Nursing program was unorganized, however, many students did not appreciate how it was ran. One teacher in particular, XXXXXXXXXX, was unfair on how she treated her students.
- Due to the busy lives of everyone, it would be great if there were a wider range of on-line courses.
- It was difficult to register for some Criminal Justice classes as they were cancelled due to lack of enrollment. This is unfortunate when they are "core" class for a degree and are cancelled two days before class is due to begin.
- Teach faculty and adjunct faculty about diversity and disabilities.
- My only real complaint is the quality - lack there-of - of the instructors. Of all the classes I took at Harper, I had only three good instructors.
- In English, the lower 100 class doesn't prepare students to write in the MLA documentation form.
- Offer more times for classes.
- Have instructors that are caring and compassionate. They're mean and intimidating, which makes going to school terrifying and not enjoyable. School should be enjoyable. After this experience, I avoid going back to the school.
- It has improved, it's simpler.
- I believe their instruction is great!
- Less expensive for Dental Hygiene.
- Offer more classes needed to obtain degrees / certificates.
- I majored in paralegal studies. I would suggest that the courses involve hands-on work with jobs a paralegal would get while on an actual job. Also, more training on legal software that paralegals would use.
- Some of the staff, in all areas, didn't really show me that the students came first in their job and this is a bit disappointing, because all educational staff has jobs because there are students. I feel like professors need to focus a bit more on and worry about the student and if they are really grasping what is being taught instead of focusing on the amount of work given or stressing about other demands for their jobs.
- I think the teachers they have just to teach one or two classes are a mistake, I could never reach them. They don't come prepared and some of the classes were a disaster. Hire people full time with good backgrounds.
- The only comment I would have for this question would be an answer that directly effected me. I believe the evening instructors should realize that working students have to work for their livelihood and therefore sometimes are tardy to class. I don't believe a working student would be tardy just for the sake of it.

- By initiating more interaction between students, instruction can be improved.
- No complaints - instructors (for most part) available to students on individual basis for assistance.
- To maintain its current procedures. Perhaps more student discovery on some teachers behalf in regards to struggling students.
- More classes.
- While I was there, it was difficult to find parking, but I did see that there has been construction done since my departure.
- Keep on hiring instructors who are in the industry so they bring the real world into the classroom. Of course with high educational background, too.
- Make sure transfer requirements are up to date and make sure people planning to transfer to four year universities have access to counselors.
- Offer more night classes, more flexibility.
- Make it a four year.
- Send course listings to out-of-district students and graduates every semester.
- More full time instructors instead of so many part timers (adjunct). Part time teachers are never available when needed.
- Books should be included in price of class or rented or cheaper prices.
- Continue to do what you're doing. Improve as can.
- More teachers.
- There are lots of excellent teachers there, so always treat them well.
- Hiring more teachers.
- Counselors need to do more to help with transferring information.
- More English speaking teachers. May be good teachers, but hard to understand sometimes.
- Since XXXXXXXXXXXX and XXXXXXXXXXXX left, the horticulture department has slipped considerably. The program needs a review.
- More office hours.
- I can't really think of anything. I enjoyed my time there. Maybe offer four year degrees. I would have gotten mine from Harper if it was offered.
- Improve the tutoring situation. It is absolutely ridiculous. 2. Hire better academic advisors. These people should be more accountable for their poor job performance.
- Teachers more involved with students.
- Course availability. Either rotate courses so they are taught in fall and spring. Make courses available needed for majors.
- I don't feel that all the teachers that I had cared about the course. They cared about us but didn't always seem to love what they were teaching.
- The construction is really bad. Maybe work on one building at a time.
- I think it could offer more difficult classes. It seemed as if the transition from Harper to Elmhurst was hard due to the material taught and methods of testing.
- While on the whole my experience in the classroom has been above par, I would like to mention that during the summer however there seems to be a down turn in the quality of instruction.
- Four year college or masters program.
- The math department needs professors that can better explain fundamental concepts, every student I have talked to found this area lacking.
- Offer more classes that meet only one day a week for those of us with jobs and family. It is much easier for me to find one day than two or three days.
- The initial application process seemed cumbersome but I understand this has since been improved.
- Was graded down in one course because teacher lost my work and I had no proof. Would like recourse for appeal!
- Hire good teachers who are not only experts of their academic fields, but also passionate about teaching. Therefore, allocate more budget to hiring, developing teachers programs rather than spending huge amounts in new buildings.
- I see no need to improve.

- Keep teachers on task. Those that use our time talking for 15 minutes about their family, don't help us. Also in math courses, spend only one-two classes reviewing skills required, then move on. Too much time on basics, leaves little time for the harder stuff at the end where we need help.
- Academic advising was inconsistent. I went to see a different counselor three times, and each recommendation was different. i. e. Courses required, credits that will transfer, etc. I didn't have a lot of faith in the counselors.
- Both math classes that I took and one chemistry were taught by men with really thick accents. How am I supposed to understand a concept when I can't understand the instructor.
- One by one attention between instructors and students.
- To provide a more hands-on teaching.
- Just keep up the same standards that are currently in place.
- I think they're doing fine.

Question 32. How can the College improve in its services?

- Offer four year degrees.
- Availability for evening students.
- I would get a little lost sometimes, so maybe more maps / directions.
- The counselors were useless. Perhaps hire better trained advisors of classes.
- Become a four year school.
- Get more tutors in the Tutoring Center. Get competent advisors! I received most of my advising from teachers. Instead of having general representatives from different schools during college fair, get people from that school with knowledgeable backgrounds in fields like engineering, pharmacy, math for students in the physics and math departments.
- A four year Harper College would be nice.
- Don't make classes too large.
- Counselors being more active in helping students decide on a major, after all this very well could become their career after college.
- More evening classes for working adults.
- Offer Bachelor degree programs.
- The admissions process can be frustrating.
- On-line courses.
- I was caught in the middle of the teachers strike in Oct 2002 and we missed class instruction and clinical time. I wouldn't want to see something like that happen again.
- Availability to food / snacks (other than vending machines) in more locations. I came to school right after work to take evening classes - unless I was willing / able to walk to cafeteria, I had to eat something from vending machines.
- Harper services were good but the academic advisors never really acted too concerned about me.
- I would like it if Harper would offer more degrees in which you can get a desirable job immediately. If they offered bachelors degrees it would be helpful instead of transferring.
- I feel that the school does well. It would be nice to have a more extended child care program. I had to leave one class 15 minutes early to pick up my daughter because it (child care) closed at 4p.m.
- I don't recall any of Harper's services needing improvement.
- Parking!
- More parking.
- Career advisors, more recognition of cultures and special days / events.
- Better parking, cheaper books.
- Better and more accessible parking lots / spaces! Better pricing on "book buy backs".
- It's hard to get in to see anyone in student services.
- Easy - make Harper a four year college!!! I would come back in a heart-beat.
- More CAD courses like Pro-E or Solid Works.
- Push for the ability to offer bachelor degrees. I keep hoping that Harper will go to a four year college or offer bachelor programs.

- It would be nice to see the College become a four year school.
- Overall, I'm satisfied with services provided and offered by faculty, administration, and counselors / advisors. No improvement needed, in my opinion.
- Expand in its courses, i.e.: Tourism degree, not only hotel / restaurant management.
- New class offerings. IAI agreements with more schools. More CE classes at non-Palatine locations (or not cancel classes for low enrollment without giving a chance to develop a following)
- Provide train shuttle bus for commuters.
- Just provide offices for non-full-time faculty like I mentioned during question #31.
- By having a student resource for disputing grading procedures and second opinion from another qualified grader. It would be nice if the College would collect used notebooks and school supplies for distributing to students in need of them, financial need.
- Better record keeping in all departments. Do not lose papers!
- I think it should be a four year college! I wish it would have been when I went there.
- Classrooms were not always appropriate for my type of classes. But we were always scheduled in classrooms with desks instead of tables.
- Book store personnel, counselor advisors, Student Center.
- I had good experiences with the services offered.
- Improve parking conditions. One problem I encountered while attending Harper was that the room numbers in the buildings were not in a logical sequence. It would be very helpful to have a different / logical numbering system.
- Better advisement for transferring students. I took many classes I didn't need.
- Check with registrar's office to see how requests for transcripts are handled. Why aren't transcripts forwarded when requested?
- Be more helpful and respectful.
- If you have a certain program set up you should offer classes listed or give alternative classes to achieve certificate.
- Offer four year baccalaureate degrees.
- Longer library hours - more parking where it's actually needed!
- Counselors knew nothing about Interior Design program. Very little direction as far as planning ahead, selecting classes.
- Demand more of the teachers effort in helping to guide students closer to their goals and or achieving so.
- Make some type of tunnel to cover you from the wind and cold weather since you have to walk so far from the parking lots.
- Better customer service skills in all student service offices. Personnel are often rude, give conflicting / incorrect information and seem to care less about helping students---the whole purpose of their job.
- Get rid of the Rent - A - Cops. One year there all new landscaping put in, the next year Harper put an addition on top of it. What a waste of money.
- I think Harper is a great school with very little room for improvement.
- Everything went very well for me.
- For certificate courses - indicate what order should take classes in. Make registering for classes easier when doing in person.
- Better parking!!
- I had no problems. The office assisting with obtaining GI Bill in Illinois VA Benefits was very efficient and helpful. I am a military retiree and thank them.
- Become a four year school.
- Counseling (academic) should be consistent throughout Harper's programs. One counselor should be assigned until graduation / completion of degree / certificate in order to reach attainable goals efficiently and successfully.
- Everything is fine.
- Specific counselors should be assigned to all students. Those counselors should then touch base with their students at least once per semester to see how things are going, offer support and give advice for future planning as well as obtain feedback from students at Harper.

- Connect the buildings!
- I see no need for improvements at the present time.
- Advisors should be more informed and competent what courses transfer to which institutions.
- Make more available hours.
- Build more parking lots, or a garage.
- Have more inviting programs to get students more sociable. The commuter school atmosphere complicates and hinders relationships that come from school.
- Become a four year!
- I enjoyed the services and conveniences at Harper
- Offer four year degree.
- It's great as it is.
- Do a better job of explaining benefits and services to adult learners. Adults don't necessarily want to attend orientation session with teenaged students. Provide either special sessions, on-line data easily obtained or written data accessible when registering.
- Offer BSN completion program.
- Parking is very weird and so far from buildings.
- Make them more well known.
- I can not think of anything to improve because the services were sufficient.
- I never had any problem with any services provided by the College.
- Services are great. Perhaps more counselors would be beneficial as student enrollment increases.
- Higher level (junior, senior) classes for students who return for the summer. More science / engineering classes (especially Honors science / engineering classes).
- The only problem I had was the counselors not giving me the best advice for courses I needed to take. An exact outline to follow of courses needed for an Associate degree would have been extremely helpful!
- More stuff on-line.
- Don't make speech required.
- Offer more computer software for landscape design in particular.
- Four year college.
- On-line registration for honors classes.
- Parking easier.
- Increase the study equipment (ex.: lab computer, student's locked cubby for convenience).
- Increase life equipment (ex.: Microwave for heating food, at least two in every building).
- Better parking.
- Services were top rate!
- I always thought the registration process needed to do a better job. The disposition of some staff on several occasions made me consider another institution.
- Informing students about advising more often.
- Most services are excellent or very good. The only exception is in academic advising, which is probably caused by lack of knowledge of counselors at other colleges and universities who misinform the staff. Many students have complained of taking courses which do not transfer or missing a required course. This problem can really frustrate students and delay their plan of education.
- Provide more classroom sessions for CIS courses, as opposed to on-line or entry courses. Need a teacher to explain the material thoroughly to understand.
- You can also have more of on-line classes and each class have a chat room for the students to talk about anything about a class.
- Need better communication of services available for the students and for the general tax-payer public (such as inter-department cross-referencing).
- To continue to help people with a smile and not an attitude.
- I don't think there's much to improve in. Maybe more four year plans.
- Offering more bachelor degree classes in evening.
- I think it's doing well.

- Offer four year degree programs.
- I didn't find any flaws that need improvement.
- Make students more aware of scholarships available through the College.
- I think the services available to students are excellent.
- Have more Mon / Wed / Fri classes. They were very convenient.
- Better cafeteria.
- I think the services are fine the way they are.
- The Admissions and Records - all schools need to fix this. I transferred thinking I was done with gen.eds. But was wrong. I have had to take more.
- Harper has very helpful services, I have never had a question that wasn't answered by someone there. They always direct you in the right direction.
- Become a four year college, so I could complete my bachelor degree. Harper is a very convenient location.
- More evening/weekend classes.
- More communication between different offices.
- Evening instructors seem to be the most lacking in teaching skills - they may know their subject, but they are not instructors.
- Offer more "fun" classes, like quilting or knitting or something mindless like that.
- More teachers for class availability and more evening classes.
- It has improved, services are more tolerant of people.
- No comment, I've always had good experiences.
- Tuition break if 4.0 GPA.
- More parking lots, with one way rows (too many "close calls"), enforce speed limits.
- I would just like the College to be aware that I would not have my current job if I also did not have a Bachelor degree. The paralegal certificate alone may not be enough, especially if one has no experience in the legal field.
- The services are good in general.
- The College can improve its services by offering more internet and telecourse classes. This will offer an incentive for the older generation and working class to return to school, either seeking a degree or simply for their own edification and enrichment.
- By making academic advisors more knowledgeable about their job, services can be improved.
- The traffic situation is terrible! How can Harper allow 12 parking lots to dump out on to one two lane access road. And then have all traffic stop at four way stop signs. Are you nuts! I can take 20 minutes to get out.
- To me, the services are great. It's the staff that has made all the services I've encountered so easy to use and access. Hire the right people and the services improve themselves.
- Job placement needs improvement. Harper graduates are best, employers should know that.
- Make more time for counseling.
- Available services should be explained and put more into the forefront, more easy to find out about services. What they are and how to utilize them.
- Book prices.
- Continue doing what you're doing.
- Parking.
- More counselors.
- Accentuate Career Services - let students know how an education at Harper can fit into the work force (I wish I had been more aware of Career Services. I'd have loved to learn how to utilize my A.A.). Thank you for an excellent school - I quite miss Harper.
- Good services are already available.
- Set up more access computers for students, and more study areas in more buildings.
- The outdoor campus is terrible for bad weather days. The walk from parking too.
- Have office hours maybe once a week in the evening.
- More advertising. Most don't know what they are or where they are.

- The food service in the main lunchroom should be open past 6:30p.m. Some people work during the day, rush to school to eat a quick dinner before class - but do not get dinner because they start to close at 6p.m.
- The campus is extremely crowded due to Harpers' success. More classes or instructors could be staffed to provide more classroom.
- Cheaper books!
- More class sections.
- Better counselors (more involved / knowledge with transferring schools).
- Financial aid processing really needs to be a lot faster than it was.
- More parking is needed. I also had problems registering more than once.
- Parking lots can be bigger. People with 10:00a.m. classes can't find parking spaces.
- Not worry so much about esthetics of the campus and more on the mind.
- I strongly believe Harper provides great services not only for its students but for the community as well. One improvement can be to better communicate these programs to potential users. I think more advertising would be a good start.
- I found the counselors inadequate in providing advice related to a chosen major upon entering Harper.
- I want a four year program! Offer e-mail notification about registration! Offer more classes that meet one day a week, this will attract more adults back to school.
- Tuition becoming outrageous for community college!!
- No need to improve.
- Another bridge from M lot to the D building. That's a long walk. More parking. Monday mornings are impossible.
- Improve academic advising service. Better trained counselor, more accuracy.
- I am a person with a learning disability and I felt that the disability service was wonderful! They helped me in every way possible. I could not have asked for more.
- Advertise more.
- To improve courses offered in major of students.
- I had no problems with any of the services.
- Offer more counselors to help set goals.

Graduate Survey Forms

- This Page Left Blank Intentionally -



Harper College 2003 Graduate Survey

Congratulations on your graduation from Harper College. In order to improve programs and services, faculty and administrators need your feedback concerning the time you spent at Harper. Please take a few minutes to fill out the following survey and return it in the enclosed self-addressed, postage-paid envelope.

SECTION A: (please mark one response to each question unless otherwise instructed)

1. What was your primary educational objective when you attended Harper College?

- ☐ a. Transfer to a four year institution
☐ b. Prepare to enter the work force
☐ c. Improve skills for current job
☐ d. Prepare to change careers
☐ e. Personal enrichment
☐ f. Other, specify: _____

2. To what extent were you successful in achieving your educational objective?

- ☐ a. Very successful
☐ b. Successful
☐ c. Somewhat successful
☐ d. Not at all successful

3. Do you plan to continue your education in the future?

- ☐ a. Yes
☐ b. No

4. If your response to question 3 is 'yes', what is the highest degree you plan to earn?

- ☐ a. Bachelor's Degree
☐ b. Master's Degree
☐ c. Doctorate Degree
☐ d. Professional Degree

5. Please rate how your education at Harper College helped you in each of the following areas.

	Extremely helpful	Helpful	Not very helpful	Not helpful at all
--	-------------------	---------	------------------	--------------------

- | | | | | |
|----------------------------------------------------------------------|-----------------------|-----------------------|-----------------------|-----------------------|
| a. Ability to verbally communicate effectively..... | <input type="radio"/> | <input type="radio"/> | <input type="radio"/> | <input type="radio"/> |
| b. Ability to communicate in writing effectively..... | <input type="radio"/> | <input type="radio"/> | <input type="radio"/> | <input type="radio"/> |
| c. Ability to understand scientific concepts..... | <input type="radio"/> | <input type="radio"/> | <input type="radio"/> | <input type="radio"/> |
| d. Ability to explain and apply the scientific method..... | <input type="radio"/> | <input type="radio"/> | <input type="radio"/> | <input type="radio"/> |
| e. Ability to appreciate other points of view..... | <input type="radio"/> | <input type="radio"/> | <input type="radio"/> | <input type="radio"/> |
| f. Ability to appreciate diversity and other cultures..... | <input type="radio"/> | <input type="radio"/> | <input type="radio"/> | <input type="radio"/> |
| g. Ability to identify, develop and solve quantitative problems..... | <input type="radio"/> | <input type="radio"/> | <input type="radio"/> | <input type="radio"/> |
| h. Ability to use computers and technology..... | <input type="radio"/> | <input type="radio"/> | <input type="radio"/> | <input type="radio"/> |

6. Please rate the instruction at Harper College.

	Excellent	Good	Average	Poor	Not applicable
a. Class size.....	<input type="radio"/>	<input type="radio"/>	<input type="radio"/>	<input type="radio"/>	<input type="radio"/>
b. Quality of instruction.....	<input type="radio"/>	<input type="radio"/>	<input type="radio"/>	<input type="radio"/>	<input type="radio"/>
c. Course content.....	<input type="radio"/>	<input type="radio"/>	<input type="radio"/>	<input type="radio"/>	<input type="radio"/>
d. Fairness of grading.....	<input type="radio"/>	<input type="radio"/>	<input type="radio"/>	<input type="radio"/>	<input type="radio"/>
e. Faculty teaching ability.....	<input type="radio"/>	<input type="radio"/>	<input type="radio"/>	<input type="radio"/>	<input type="radio"/>
f. Faculty concern for students.....	<input type="radio"/>	<input type="radio"/>	<input type="radio"/>	<input type="radio"/>	<input type="radio"/>
g. Faculty availability.....	<input type="radio"/>	<input type="radio"/>	<input type="radio"/>	<input type="radio"/>	<input type="radio"/>

7. How would you rate the following programs and services at Harper College in terms of how they met your needs as a student?

	Excellent	Good	Average	Poor	Didn't know it existed	Knew about but didn't use
--	-----------	------	---------	------	------------------------	---------------------------

- | | | | | | | |
|------------------------------------------------------------|-----------------------|-----------------------|-----------------------|-----------------------|-----------------------|-----------------------|
| a. Advising about courses to take for transfer..... | <input type="radio"/> | <input type="radio"/> | <input type="radio"/> | <input type="radio"/> | <input type="radio"/> | <input type="radio"/> |
| b. Assistance with deciding your major or career goal..... | <input type="radio"/> | <input type="radio"/> | <input type="radio"/> | <input type="radio"/> | <input type="radio"/> | <input type="radio"/> |
| c. Assistance with job placement..... | <input type="radio"/> | <input type="radio"/> | <input type="radio"/> | <input type="radio"/> | <input type="radio"/> | <input type="radio"/> |
| d. Access for the disabled on campus..... | <input type="radio"/> | <input type="radio"/> | <input type="radio"/> | <input type="radio"/> | <input type="radio"/> | <input type="radio"/> |
| e. Location of the Student Center..... | <input type="radio"/> | <input type="radio"/> | <input type="radio"/> | <input type="radio"/> | <input type="radio"/> | <input type="radio"/> |
| f. Usefulness of the student handbook/date-book..... | <input type="radio"/> | <input type="radio"/> | <input type="radio"/> | <input type="radio"/> | <input type="radio"/> | <input type="radio"/> |
| g. Availability of computers for out-of-class use..... | <input type="radio"/> | <input type="radio"/> | <input type="radio"/> | <input type="radio"/> | <input type="radio"/> | <input type="radio"/> |
| h. Admissions..... | <input type="radio"/> | <input type="radio"/> | <input type="radio"/> | <input type="radio"/> | <input type="radio"/> | <input type="radio"/> |
| i. Registration procedures..... | <input type="radio"/> | <input type="radio"/> | <input type="radio"/> | <input type="radio"/> | <input type="radio"/> | <input type="radio"/> |

8. How would you rate the convenience of the courses taken in terms of their location?

	Very convenient	Convenient	Not convenient	Not applicable
--	-----------------	------------	----------------	----------------

- | | | | | |
|-----------------------------------------------------|-----------------------|-----------------------|-----------------------|-----------------------|
| a. Harper main campus (Palatine)..... | <input type="radio"/> | <input type="radio"/> | <input type="radio"/> | <input type="radio"/> |
| b. Northeast Center (Wheeling)..... | <input type="radio"/> | <input type="radio"/> | <input type="radio"/> | <input type="radio"/> |
| c. WEB or Internet based (from home or office)..... | <input type="radio"/> | <input type="radio"/> | <input type="radio"/> | <input type="radio"/> |
| d. Other, specify: _____ | <input type="radio"/> | <input type="radio"/> | <input type="radio"/> | <input type="radio"/> |

Please continue the survey on the other side

SECTION B: This section should be completed by those who are currently enrolled in college. If not currently enrolled in college, please skip this section and go to section C.

9. Which of the following best describes your current educational status?

- ☐ a. Full-time student (12 credit hours or more)
☐ b. Part-time student

10. What is your current major/ course of study?

11. How would you describe your current major?

- ☐ a. Same as my Harper major
☐ b. Related to my Harper major
☐ c. Entirely new area

12. Did all of your Harper College credits transfer to your current institution?

- ☐ a. Yes
☐ b. No

13. If your response to question 12 is 'no', what was the main reason?

- ☐ a. Some credits would transfer as elective only
☐ b. Entirely new field of study at transfer institution
☐ c. Grades were not high enough to earn transfer credits
☐ d. Other, specify: _____

14. Have you taken additional courses at Harper since receiving your degree or certificate?

- ☐ a. Yes
☐ b. No

15. If your response to question 14 is 'yes', what type of courses have you taken? Mark **ALL** that apply.

- ☐ a. Credit courses
☐ b. Continuing Education courses (non-credit)

16. How would you rate your Harper education in terms of how well it prepared you for continuing your education?

- ☐ a. Excellent
☐ b. Good
☐ c. Average
☐ d. Poor
☐ e. Very poor

17. Which institution do you currently attend?

- ☐ a. Columbia College in Chicago
☐ b. DePaul University
☐ c. Elmhurst College
☐ d. Illinois State University
☐ e. Northeastern Illinois University
☐ f. Northern Illinois University
☐ g. Roosevelt University
☐ h. University of Illinois at Champaign-Urbana
☐ i. University of Illinois at Chicago
☐ j. Harper College
☐ k. Other, specify: _____

SECTION C: This section should be completed by those who are currently employed full-time or part-time. If you are not employed, please skip this section and go to section D.

18. How would you describe your employment status?

- ☐ a. Employed full-time - 30 hours or more per week
☐ b. Employed part-time - less than 30 hours per week
☐ c. Full-time military service

19. What is your job title? _____

20. How long have you had your present job?

- ☐ a. Less than one year
☐ b. One to two years
☐ c. Two to three years
☐ d. Three to four years
☐ e. Four or more years

21. When did you obtain your current job?

- ☐ a. Before attending Harper
☐ b. While attending Harper
☐ c. After graduating from Harper

22. If you obtained your current job after graduating from Harper, how long did you actively seek employment before obtaining your present job?

- ☐ a. 1 - 2 months
☐ b. 3 - 4 months
☐ c. 5 - 6 months
☐ d. 6 or more months

23. How would you describe your job in terms of your major at Harper College?

- ☐ a. Directly related to my Harper major
☐ b. Somewhat related to my Harper major
☐ c. Not at all related to my Harper major

24. How would you rate your Harper education in terms of how well it prepared you to perform your current job?

- ☐ a. Excellent
☐ b. Good
☐ c. Average
☐ d. Poor
☐ e. Very poor

25. How did your Harper College education help you? Mark **ALL** that apply.

- ☐ a. Obtain present job
☐ b. Increase in salary
☐ c. Promotion
☐ d. Better position with new employer
☐ e. Other, specify: _____

26. How satisfied are you with your present job?

- ☐ a. Very satisfied
☐ b. Somewhat satisfied
☐ c. Neutral
☐ d. Somewhat dissatisfied
☐ e. Very dissatisfied

27. Mark the range that best describes your annual gross income.

- ☐ a. Less than \$14,999
☐ b. \$15,000 to \$24,999
☐ c. \$25,000 to \$34,999
☐ d. \$35,000 to \$44,999
☐ e. \$45,000 to \$54,999
☐ f. \$55,000 or more

Please continue the survey on the next page

Definitely would not
Probably would not
Uncertain
Probably would
Definitely would

30. What did you like best at Harper College?

31. How can the College improve in its instruction?

32. How can the College improve in its services?

33. Would you like to be on an alumni mailing list?

If yes, please provide your name and address.

Name: _____

Address: _____

City: _____ State: _____ Zipcode: _____

E-mail address: _____

For office use

0	1	2	3	4	5	6	7	8	9
0	1	2	3	4	5	6	7	8	9
0	1	2	3	4	5	6	7	8	9
0	1	2	3	4	5	6	7	8	9

34. May we have your permission to send your supervisor a questionnaire regarding how well graduates of Harper College perform on the job?

If yes, please provide your supervisor's name and title and your company's name and address.

Name: _____

Title: _____

Name of company: _____

Company address: _____

City: _____ State: _____ Zipcode: _____

Thank you for completing this survey.

PN 04-100

- This Page Left Blank Intentionally -

Appendix

- This Page Left Blank Intentionally -

This appendix contains counts and percentages of responses to survey questions by Certificate/Degree where there were at least 5 respondents.

AA (156 Respondents out of 566)

1. What was your primary educational objective when you attended Harper College?

		N	%
a.	Transfer to a four year institution	131	86.8
b.	Prepare to enter the work force	6	4.0
c.	Improve skills for current job	7	4.6
d.	Prepare to change careers	2	1.3
e.	Personal enrichment	5	3.3

2. To what extent were you successful in achieving your educational objective?

		N	%
a.	Very successful	100	64.1
b.	Successful	38	24.4
c.	Somewhat successful	12	7.7
d.	Not at all successful	6	3.8

3. Do you plan to continue your education in the future?

		N	%
a.	Yes	148	95.5
b.	No	7	4.5

4. If your response to question 3 is yes, what is the highest degree you plan to earn?

		N	%
a.	Bachelors Degree	56	37.8
b.	Masters Degree	66	44.6
c.	Doctorate Degree	19	12.8
d.	Professional Degree	7	4.7

5. Please rate how your education at Harper College helped you in each of the following areas.

a.	Ability to verbally communicate effectively	N	%
	Extremely helpful	44	28.6
	Helpful	100	64.9
	Not very helpful	8	5.2
	Not helpful at all	2	1.3

b.	Ability to communicate in writing effectively	N	%
	Extremely helpful	53	34.4
	Helpful	94	61.0
	Not very helpful	6	3.9
	Not helpful at all	1	.6

c.	Ability to understand scientific concepts	N	%
	Extremely helpful	39	25.5
	Helpful	86	56.2
	Not very helpful	26	17.0
	Not helpful at all	2	1.3

d.	Ability to explain and apply the scientific method	N	%
	Extremely helpful	27	17.6
	Helpful	87	56.9
	Not very helpful	32	20.9
	Not helpful at all	7	4.6

e.	Ability to appreciate other points of view	N	%
	Extremely helpful	64	41.6
	Helpful	81	52.6
	Not very helpful	8	5.2
	Not helpful at all	1	.6

f.	Ability to appreciate diversity and other cultures	N	%
	Extremely helpful	61	39.9
	Helpful	72	47.1
	Not very helpful	16	10.5
	Not helpful at all	4	2.6

g.	Ability to identify, develop and solve quantitative problems	N	%
	Extremely helpful	29	19.0
	Helpful	101	66.0
	Not very helpful	19	12.4
	Not helpful at all	4	2.6

h.	Ability to use computers and technology	N	%
	Extremely helpful	34	22.2
	Helpful	88	57.5
	Not very helpful	25	16.3
	Not helpful at all	6	3.9

6. Please rate the instruction at Harper College.

a.	Class size	N	%
	Excellent	71	45.5
	Good	72	46.2
	Average	13	8.3
	Poor		
	Not applicable		

b.	Quality of instruction	N	%
	Excellent	66	42.6
	Good	71	45.8
	Average	17	11.0
	Poor	1	.6
	Not applicable		

c.	Course content	N	%
	Excellent	56	35.9
	Good	85	54.5
	Average	15	9.6
	Poor		
	Not applicable		

d.	Fairness of grading	N	%
	Excellent	61	39.1
	Good	74	47.4
	Average	19	12.2
	Poor	2	1.3
	Not applicable		

e.	Faculty teaching ability	N	%
	Excellent	67	42.9
	Good	65	41.7
	Average	23	14.7
	Poor	1	.6
	Not applicable		

f.	Faculty concern for students	N	%
	Excellent	61	39.1
	Good	66	42.3
	Average	23	14.7
	Poor	6	3.8
	Not applicable		

g.	Faculty availability	N	%
	Excellent	56	35.9
	Good	70	44.9
	Average	26	16.7
	Poor	3	1.9
	Not applicable	1	.6

7. How would you rate the following programs and services at Harper College in terms of how they met your needs as a student?

a.	Advising about courses to take for transfer	N	%
	Excellent	42	27.3
	Good	44	28.6
	Average	38	24.7
	Poor	17	11.0
	Didn't know it existed	1	.6
	Knew about but didn't use	12	7.8

b.	Assistance with deciding your major or career goal	N	%
	Excellent	33	21.4
	Good	45	29.2
	Average	40	26.0
	Poor	17	11.0
	Didn't know it existed	1	.6
	Knew about but didn't use	18	11.7

c.	Assistance with job placement	N	%
	Excellent	5	3.3
	Good	7	4.6
	Average	26	17.1
	Poor	17	11.2
	Didn't know it existed	14	9.2
	Knew about but didn't use	83	54.6

d.	Access for the disabled on campus	N	%
	Excellent	17	11.1
	Good	19	12.4
	Average	14	9.2
	Poor	2	1.3
	Didn't know it existed	4	2.6
	Knew about but didn't use	97	63.4

e.	Location of the Student Center	N	%
	Excellent	35	23.2
	Good	60	39.7
	Average	27	17.9
	Poor	6	4.0
	Didn't know it existed	4	2.6
	Knew about but didn't use	19	12.6

f.	Usefulness of the student handbook/date-book	N	%
	Excellent	24	15.7
	Good	57	37.3
	Average	27	17.6
	Poor	6	3.9
	Didn't know it existed	6	3.9
	Knew about but didn't use	33	21.6

g.	Availability of computers for out-of-class use	N	%
	Excellent	39	25.7
	Good	49	32.2
	Average	27	17.8
	Poor	3	2.0
	Didn't know it existed	3	2.0
	Knew about but didn't use	31	20.4

h.	Admissions	N	%
	Excellent	41	27.0
	Good	68	44.7
	Average	39	25.7
	Poor	3	2.0
	Didn't know it existed		
	Knew about but didn't use	1	.7

i.	Registration procedures	N	%
	Excellent	43	28.3
	Good	70	46.1
	Average	31	20.4
	Poor	7	4.6
	Didn't know it existed		
	Knew about but didn't use	1	.7

8. How would you rate the convenience of the courses taken in terms of their location?

a.	Harper main campus (Palatine)	N	%
	Very convenient	121	77.6
	Convenient	32	20.5
	Not convenient	2	1.3
	Not applicable	1	.6

b.	Northeast Center (Wheeling)	N	%
	Very convenient	16	11.2
	Convenient	16	11.2
	Not convenient	9	6.3
	Not applicable	102	71.3

c.	WEB or Internet based (from home or office)	N	%
	Very convenient	35	24.6
	Convenient	18	12.7
	Not convenient	3	2.1
	Not applicable	86	60.6

d.	Other	N	%
	Very convenient	1	1.3
	Convenient		
	Not convenient	3	3.8
	Not applicable	74	94.9

9. Which of the following best describes your current educational status?

		N	%
a.	Full-time student (12 credit hrs or more)	91	58.3
b.	Part-time student	20	12.8

11. How would you describe your current major?

		N	%
a.	Same as my Harper major	31	27.9
b.	Related to my Harper major	43	38.7
c.	Entirely new area	37	33.3

12. Did all of your Harper College credits transfer to your current institution?

		N	%
a.	Yes	75	67.6
b.	No	36	32.4

13. If your response to question 12 is no, what was the main reason?

		N	%
a.	Some credits would transfer as elective only	25	64.1
b.	Entirely new field of study at transfer institution	2	5.1
c.	Grades were not high enough to earn transfer credits		
d.	Other	12	30.8

14. Have you taken additional courses at Harper since receiving your degree or certificate?

		N	%
a.	Yes	37	32.2
b.	No	78	67.8

15. If your response to question 14 is yes, what type of courses have you taken?

		N	%
a.	Credit courses	4	10.3
b.	Continuing Education courses (non-credit)	35	89.7

16. How would you rate your Harper education in terms of how well it prepared you for continuing your education?

		N	%
a.	Excellent	57	49.6
b.	Good	46	40.0
c.	Average	11	9.6
d.	Poor	1	0.9
e.	Very poor		

17. Which institution do you currently attend?

		N	%
a.	Columbia College in Chicago	4	3.6
b.	DePaul University	5	4.5
c.	Elmhurst College	4	3.6
d.	Illinois State University	13	11.7
e.	Northeastern Illinois University	19	17.1
f.	Northern Illinois University	13	11.7
g.	Roosevelt University	13	11.7
h.	University of Illinois at Champaign Urbana	6	5.4
i.	University of Illinois at Chicago	5	4.5
j.	Harper Community College	7	6.3
k.	Other	22	19.8

18. How would you describe your employment status?

		N	%
a.	Employed full-time – 30 hours or more per week	63	55.8
b.	Employed part-time – less than 30 hours per week	50	44.2
c.	Full-time military service		

20. How long have you had your present job?

		N	%
a.	Less than one year	32	28.1
b.	One to two years	18	15.8
c.	Two to three years	14	12.3
d.	Three to four years	14	12.3
e.	Four or more years	36	31.6

21. When did you obtain your current job?

		N	%
a.	Before attending Harper	35	30.4
b.	While attending Harper	35	30.4
c.	After graduating from Harper	45	39.1

22. If you obtained your current job after graduating from Harper, how long did you actively seek employment before obtaining your present job?

		N	%
a.	1 – 2 months	29	36.0
b.	3 – 4 months	4	8.7
c.	5 – 6 months	3	6.5
d.	6 or more months	10	21.7

23. How would you describe your job in terms of your major at Harper College?

		N	%
a.	Directly related to my Harper major	12	10.4
b.	Somewhat related to my Harper major	32	27.8
c.	Not at all related to my Harper major	71	61.7

24. How would you rate your Harper education in terms of how well it prepared you to perform your current job?

		N	%
a.	Excellent	14	13.1
b.	Good	42	39.3
c.	Average	47	43.9
d.	Poor	4	3.7
e.	Very poor		

25. How did your Harper College education help you?

		N	%
a.	Obtain present job	22	24.2
b.	Increase in salary	21	23.1
c.	Promotion	7	7.7
d.	Better position with new employer	13	14.3
e.	Other	28	30.8

26. How satisfied are you with your present job?

		N	%
a.	Very satisfied	29	25.0
b.	Somewhat satisfied	39	33.6
c.	Neutral	33	28.4
d.	Somewhat dissatisfied	10	8.6
e.	Very dissatisfied	5	4.3

27. Mark the range that best describes your annual gross income.

		N	%
a.	Less than \$14,999	54	45.4
b.	\$15,000 to \$24,999	27	22.7
c.	\$25,000 to \$34,999	21	17.6
d.	\$35,000 to \$44,999	9	7.6
e.	\$45,000 to \$54,999	3	2.5
f.	\$55,000 or more	5	4.2

28. Would you recommend Harper College to your friends and family?

		N	%
	Definitely would	129	83.2
	Probably would	26	16.8
	Uncertain		
	Probably would not		
	Definitely would not		

29. Would you return to Harper for educational or personal enrichment courses in the near future?

		N	%
	Definitely would	89	57.8
	Probably would	40	26.0
	Uncertain	21	13.6
	Probably would not	4	2.6
	Definitely would not		

AS (13 Respondents out of 51)

1. What was your primary educational objective when you attended Harper College?

		N	%
a.	Transfer to a four year institution	11	84.6
b.	Prepare to enter the work force	1	7.7
c.	Improve skills for current job	1	7.7
d.	Prepare to change careers		
e.	Personal enrichment		

2. To what extent were you successful in achieving your educational objective?

		N	%
a.	Very successful	6	46.2
b.	Successful	5	38.5
c.	Somewhat successful	2	15.4
d.	Not at all successful		

3. Do you plan to continue your education in the future?

		N	%
a.	Yes	13	100.0
b.	No		

4. If your response to question 3 is yes, what is the highest degree you plan to earn?

		N	%
a.	Bachelors Degree	2	16.7
b.	Masters Degree	9	75.0
c.	Doctorate Degree	1	8.3
d.	Professional Degree		

5. Please rate how your education at Harper College helped you in each of the following areas.

a.	Ability to verbally communicate effectively	N	%
	Extremely helpful	2	15.4
	Helpful	8	61.5
	Not very helpful	3	23.1
	Not helpful at all		

b.	Ability to communicate in writing effectively	N	%
	Extremely helpful	4	30.8
	Helpful	7	53.8
	Not very helpful	2	15.4
	Not helpful at all		

c.	Ability to understand scientific concepts	N	%
	Extremely helpful	8	61.5
	Helpful	4	30.8
	Not very helpful	1	7.7
	Not helpful at all		

d.	Ability to explain and apply the scientific method	N	%
	Extremely helpful	6	46.2
	Helpful	6	46.2
	Not very helpful	1	7.7
	Not helpful at all		

e.	Ability to appreciate other points of view	N	%
	Extremely helpful	6	46.2
	Helpful	7	53.8
	Not very helpful		
	Not helpful at all		

f.	Ability to appreciate diversity and other cultures	N	%
	Extremely helpful	6	46.2
	Helpful	5	38.5
	Not very helpful	2	15.4
	Not helpful at all		

g.	Ability to identify, develop and solve quantitative problems	N	%
	Extremely helpful	6	46.2
	Helpful	7	53.8
	Not very helpful		
	Not helpful at all		

h.	Ability to use computers and technology	N	%
	Extremely helpful	5	38.5
	Helpful	5	38.5
	Not very helpful	3	23.1
	Not helpful at all		

6. Please rate the instruction at Harper College.

a.	Class size	N	%
	Excellent	7	53.8
	Good	6	46.2
	Average		
	Poor		
	Not applicable		

b.	Quality of instruction	N	%
	Excellent	7	53.8
	Good	4	30.8
	Average	2	15.4
	Poor		
	Not applicable		

c.	Course content	N	%
	Excellent	4	30.8
	Good	7	53.8
	Average	2	15.4
	Poor		
	Not applicable		

d.	Fairness of grading	N	%
	Excellent	5	38.5
	Good	4	30.8
	Average	4	30.8
	Poor		
	Not applicable		

e.	Faculty teaching ability	N	%
	Excellent	7	53.8
	Good	4	30.8
	Average	2	15.4
	Poor		
	Not applicable		

f.	Faculty concern for students	N	%
	Excellent	4	30.8
	Good	7	53.8
	Average	2	15.4
	Poor		
	Not applicable		

g.	Faculty availability	N	%
	Excellent	7	53.8
	Good	5	38.5
	Average	1	7.7
	Poor		
	Not applicable		

7. How would you rate the following programs and services at Harper College in terms of how they met your needs as a student?

a.	Advising about courses to take for transfer	N	%
	Excellent	2	15.4
	Good	2	15.4
	Average	3	23.1
	Poor	4	30.8
	Didn't know it existed		
	Knew about but didn't use	2	15.4

b.	Assistance with deciding your major or career goal	N	%
	Excellent	2	15.4
	Good	4	30.8
	Average	3	23.1
	Poor	2	15.4
	Didn't know it existed		
	Knew about but didn't use	2	15.4

c.	Assistance with job placement	N	%
	Excellent	1	7.7
	Good	1	7.7
	Average	3	23.1
	Poor	1	7.7
	Didn't know it existed	1	7.7
	Knew about but didn't use	6	46.2

d.	Access for the disabled on campus	N	%
	Excellent	1	7.7
	Good	1	7.7
	Average	2	15.4
	Poor	1	7.7
	Didn't know it existed		
	Knew about but didn't use	8	61.5

e.	Location of the Student Center	N	%
	Excellent	3	23.1
	Good	5	38.5
	Average	4	30.8
	Poor	1	7.7
	Didn't know it existed		
	Knew about but didn't use		

f.	Usefulness of the student handbook/date-book	N	%
	Excellent	1	7.7
	Good	5	38.5
	Average	4	30.8
	Poor		
	Didn't know it existed		
	Knew about but didn't use	3	23.1

g.	Availability of computers for out-of-class use	N	%
	Excellent	7	53.8
	Good	2	15.4
	Average	3	23.1
	Poor		
	Didn't know it existed	1	7.7
	Knew about but didn't use		

h.	Admissions	N	%
	Excellent	6	46.2
	Good	2	15.4
	Average	5	38.5
	Poor		
	Didn't know it existed		
	Knew about but didn't use		

i.	Registration procedures	N	%
	Excellent	7	53.8
	Good	1	7.7
	Average	4	30.8
	Poor	1	7.7
	Didn't know it existed		
	Knew about but didn't use		

8. How would you rate the convenience of the courses taken in terms of their location?

a.	Harper main campus (Palatine)	N	%
	Very convenient	10	76.9
	Convenient	3	23.1
	Not convenient		
	Not applicable		

b.	Northeast Center (Wheeling)	N	%
	Very convenient		
	Convenient	2	16.7
	Not convenient	1	8.3
	Not applicable	9	75.0

c.	WEB or Internet based (from home or office)	N	%
	Very convenient	1	8.3
	Convenient		
	Not convenient		
	Not applicable	11	91.7

d.	Other	N	%
	Very convenient		
	Convenient		
	Not convenient		
	Not applicable	10	100.0

9. Which of the following best describes your current educational status?

		N	%
a.	Full-time student (12 credit hrs or more)	6	85.7
b.	Part-time student	1	14.3

11. How would you describe your current major?

		N	%
a.	Same as my Harper major	2	28.6
b.	Related to my Harper major	2	28.6
c.	Entirely new area	3	42.9

12. Did all of your Harper College credits transfer to your current institution?

		N	%
a.	Yes	3	42.9
b.	No	4	57.1

13. If your response to question 12 is no, what was the main reason?

		N	%
a.	Some credits would transfer as elective only	4	100.0
b.	Entirely new field of study at transfer institution		
c.	Grades were not high enough to earn transfer credits		
d.	Other		

14. Have you taken additional courses at Harper since receiving your degree or certificate?

		N	%
a.	Yes	2	28.6
b.	No	5	71.4

15. If your response to question 14 is yes, what type of courses have you taken?

		N	%
a.	Credit courses		
b.	Continuing Education courses (non-credit)	2	100.0

16. How would you rate your Harper education in terms of how well it prepared you for continuing your education?

		N	%
a.	Excellent	2	28.6
b.	Good	4	57.1
c.	Average	1	14.3
d.	Poor		
e.	Very poor		

17. Which institution do you currently attend?

		N	%
a.	Columbia College in Chicago		
b.	DePaul University		
c.	Elmhurst College		
d.	Illinois State University		
e.	Northeastern Illinois University		
f.	Northern Illinois University	1	14.3
g.	Roosevelt University	2	28.6
h.	University of Illinois at Champaign Urbana	1	14.3
i.	University of Illinois at Chicago	1	14.3
j.	Harper Community College		
k.	Other	2	28.6

18. How would you describe your employment status?

		N	%
a.	Employed full-time – 30 hours or more per week	6	75.0
b.	Employed part-time – less than 30 hours per week	2	25.0
c.	Full-time military service		

20. How long have you had your present job?

		N	%
a.	Less than one year	2	28.6
b.	One to two years	1	14.3
c.	Two to three years	1	14.3
d.	Three to four years		
e.	Four or more years	3	42.9

21. When did you obtain your current job?

		N	%
a.	Before attending Harper	2	28.6
b.	While attending Harper	3	42.9
c.	After graduating from Harper	2	28.6

22. If you obtained your current job after graduating from Harper, how long did you actively seek employment before obtaining your present job?

		N	%
a.	1 – 2 months	1	50.0
b.	3 – 4 months	1	50.0
c.	5 – 6 months		
d.	6 or more months		

23. How would you describe your job in terms of your major at Harper College?

		N	%
a.	Directly related to my Harper major	2	33.3
b.	Somewhat related to my Harper major	2	33.3
c.	Not at all related to my Harper major	2	33.3

24. How would you rate your Harper education in terms of how well it prepared you to perform your current job?

		N	%
a.	Excellent	2	28.6
b.	Good	3	42.9
c.	Average	2	28.6
d.	Poor		
e.	Very poor		

25. How did your Harper College education help you?

		N	%
a.	Obtain present job	2	16.7
b.	Increase in salary	3	25.0
c.	Promotion	2	16.7
d.	Better position with new employer	3	25.0
e.	Other	2	16.7

26. How satisfied are you with your present job?

		N	%
a.	Very satisfied	1	14.3
b.	Somewhat satisfied	3	42.9
c.	Neutral	2	28.6
d.	Somewhat dissatisfied	1	14.3
e.	Very dissatisfied		

27. Mark the range that best describes your annual gross income.

		N	%
a.	Less than \$14,999	2	28.6
b.	\$15,000 to \$24,999		
c.	\$25,000 to \$34,999	2	28.6
d.	\$35,000 to \$44,999	1	14.3
e.	\$45,000 to \$54,999	2	28.6
f.	\$55,000 or more		

28. Would you recommend Harper College to your friends and family?

		N	%
	Definitely would	10	76.9
	Probably would	3	23.1
	Uncertain		
	Probably would not		
	Definitely would not		

29. Would you return to Harper for educational or personal enrichment courses in the near future?

		N	%
	Definitely would	7	53.8
	Probably would	3	23.1
	Uncertain	2	15.4
	Probably would not	1	7.7
	Definitely would not		

Web Development (8 Respondents out of 27)

1. What was your primary educational objective when you attended Harper College?

		N	%
a.	Transfer to a four year institution	2	25.0
b.	Prepare to enter the work force		
c.	Improve skills for current job		
d.	Prepare to change careers	5	62.5
e.	Personal enrichment	1	12.5

2. To what extent were you successful in achieving your educational objective?

		N	%
a.	Very successful	2	25.0
b.	Successful	1	12.5
c.	Somewhat successful	4	50.0
d.	Not at all successful	1	12.5

3. Do you plan to continue your education in the future?

		N	%
a.	Yes	7	87.5
b.	No	1	12.5

4. If your response to question 3 is yes, what is the highest degree you plan to earn?

		N	%
a.	Bachelors Degree	1	12.5
b.	Masters Degree	4	50.0
c.	Doctorate Degree	1	12.5
d.	Professional Degree	2	25.0

5. Please rate how your education at Harper College helped you in each of the following areas.

a.	Ability to verbally communicate effectively	N	%
	Extremely helpful	2	25.0
	Helpful	3	37.5
	Not very helpful	3	35.7
	Not helpful at all		

b.	Ability to communicate in writing effectively	N	%
	Extremely helpful	2	25.0
	Helpful	4	50.0
	Not very helpful	2	25.0
	Not helpful at all		

c.	Ability to understand scientific concepts	N	%
	Extremely helpful	2	25.0
	Helpful	5	62.5
	Not very helpful	1	12.5
	Not helpful at all		

d.	Ability to explain and apply the scientific method	N	%
	Extremely helpful	2	25.0
	Helpful	5	62.5
	Not very helpful	1	12.5
	Not helpful at all		

e.	Ability to appreciate other points of view	N	%
	Extremely helpful	1	12.5
	Helpful	7	87.5
	Not very helpful		
	Not helpful at all		

f.	Ability to appreciate diversity and other cultures	N	%
	Extremely helpful		
	Helpful	6	75.0
	Not very helpful	1	12.5
	Not helpful at all	1	12.5

g.	Ability to identify, develop and solve quantitative problems	N	%
	Extremely helpful	3	37.5
	Helpful	2	25.0
	Not very helpful	3	37.5
	Not helpful at all		

h.	Ability to use computers and technology	N	%
	Extremely helpful	4	50.0
	Helpful	4	50.0
	Not very helpful		
	Not helpful at all		

6. Please rate the instruction at Harper College.

a.	Class size	N	%
	Excellent	1	14.3
	Good	6	85.7
	Average		
	Poor		
	Not applicable		

b.	Quality of instruction	N	%
	Excellent	2	28.6
	Good	3	42.9
	Average	2	28.6
	Poor		
	Not applicable		

c.	Course content	N	%
	Excellent		
	Good	6	85.7
	Average	1	14.3
	Poor		
	Not applicable		

d.	Fairness of grading	N	%
	Excellent	1	14.3
	Good	4	57.1
	Average	2	28.6
	Poor		
	Not applicable		

e.	Faculty teaching ability	N	%
	Excellent	3	42.9
	Good	3	42.9
	Average	1	14.3
	Poor		
	Not applicable		

f.	Faculty concern for students	N	%
	Excellent	2	28.6
	Good	1	14.3
	Average	2	28.6
	Poor	2	28.6
	Not applicable		

g.	Faculty availability	N	%
	Excellent	2	28.6
	Good	2	28.6
	Average	1	14.3
	Poor	2	28.6
	Not applicable		

7. How would you rate the following programs and services at Harper College in terms of how they met your needs as a student?

a.	Advising about courses to take for transfer	N	%
	Excellent	1	12.5
	Good	1	12.5
	Average	2	25.0
	Poor		
	Didn't know it existed	1	12.5
	Knew about but didn't use	3	37.5

b.	Assistance with deciding your major or career goal	N	%
	Excellent		
	Good	2	25.0
	Average	1	12.5
	Poor	2	25.0
	Didn't know it existed		
	Knew about but didn't use	3	37.5

c.	Assistance with job placement	N	%
	Excellent		
	Good	1	12.5
	Average		
	Poor	2	25.0
	Didn't know it existed	3	37.5
	Knew about but didn't use	2	25.0

d.	Access for the disabled on campus	N	%
	Excellent		
	Good		
	Average		
	Poor		
	Didn't know it existed	2	28.6
	Knew about but didn't use	5	71.4

e.	Location of the Student Center	N	%
	Excellent		
	Good	5	62.5
	Average	1	12.5
	Poor		
	Didn't know it existed	2	25.0
	Knew about but didn't use		

f.	Usefulness of the student handbook/date-book	N	%
	Excellent		
	Good	3	37.5
	Average	2	25.0
	Poor		
	Didn't know it existed	1	12.5
	Knew about but didn't use	2	25.0

g.	Availability of computers for out-of-class use	N	%
	Excellent	2	25.0
	Good	3	37.5
	Average	2	25.0
	Poor		
	Didn't know it existed	1	12.5
	Knew about but didn't use		

h.	Admissions	N	%
	Excellent		
	Good	3	37.5
	Average	4	50.0
	Poor		
	Didn't know it existed		
	Knew about but didn't use	1	12.5

i.	Registration procedures	N	%
	Excellent	2	25.0
	Good	4	50.0
	Average	2	25.0
	Poor		
	Didn't know it existed		
	Knew about but didn't use		

8. How would you rate the convenience of the courses taken in terms of their location?

a.	Harper main campus (Palatine)	N	%
	Very convenient	5	62.5
	Convenient	3	37.5
	Not convenient		
	Not applicable		

b.	Northeast Center (Wheeling)	N	%
	Very convenient	2	28.6
	Convenient	1	14.3
	Not convenient	1	14.3
	Not applicable	3	42.9

c.	WEB or Internet based (from home or office)	N	%
	Very convenient	5	62.5
	Convenient	2	25.0
	Not convenient		
	Not applicable	1	12.5

d.	Other	N	%
	Very convenient	1	33.3
	Convenient		
	Not convenient		
	Not applicable	2	66.7

9. Which of the following best describes your current educational status?

		N	%
a.	Full-time student (12 credit hrs or more)	0	0.0
b.	Part-time student	0	0.0

11. How would you describe your current major?

		N	%
a.	Same as my Harper major	0	0.0
b.	Related to my Harper major	0	0.0
c.	Entirely new area	0	0.0

12. Did all of your Harper College credits transfer to your current institution?

		N	%
a.	Yes	0	0.0
b.	No	0	0.0

13. If your response to question 12 is no, what was the main reason?

		N	%
a.	Some credits would transfer as elective only	0	0.0
b.	Entirely new field of study at transfer institution	0	0.0
c.	Grades were not high enough to earn transfer credits	0	0.0
d.	Other	0	0.0

14. Have you taken additional courses at Harper since receiving your degree or certificate?

		N	%
a.	Yes	0	0.0
b.	No	0	0.0

15. If your response to question 14 is yes, what type of courses have you taken?

		N	%
a.	Credit courses	0	0.0
b.	Continuing Education courses (non-credit)	0	0.0

16. How would you rate your Harper education in terms of how well it prepared you for continuing your education?

		N	%
a.	Excellent	0	0.0
b.	Good	0	0.0
c.	Average	0	0.0
d.	Poor	0	0.0
e.	Very poor	0	0.0

17. Which institution do you currently attend?

		N	%
a.	Columbia College in Chicago	0	0.0
b.	DePaul University	0	0.0
c.	Elmhurst College	0	0.0
d.	Illinois State University	0	0.0
e.	Northeastern Illinois University	0	0.0
f.	Northern Illinois University	0	0.0
g.	Roosevelt University	0	0.0
h.	University of Illinois at Champaign Urbana	0	0.0
i.	University of Illinois at Chicago	0	0.0
j.	Harper Community College	0	0.0
k.	Other	0	0.0

18. How would you describe your employment status?

		N	%
a.	Employed full-time – 30 hours or more per week	5	100.0
b.	Employed part-time – less than 30 hours per week		
c.	Full-time military service		

20. How long have you had your present job?

		N	%
a.	Less than one year		
b.	One to two years	1	20.0
c.	Two to three years	1	20.0
d.	Three to four years	1	20.0
e.	Four or more years	2	40.0

21. When did you obtain your current job?

		N	%
a.	Before attending Harper	1	20.0
b.	While attending Harper	1	20.0
c.	After graduating from Harper	3	60.0

22. If you obtained your current job after graduating from Harper, how long did you actively seek employment before obtaining your present job?

		N	%
a.	1 – 2 months	2	66.7
b.	3 – 4 months		
c.	5 – 6 months	1	33.3
d.	6 or more months		

23. How would you describe your job in terms of your major at Harper College?

		N	%
a.	Directly related to my Harper major	0	0.0
b.	Somewhat related to my Harper major	0	0.0
c.	Not at all related to my Harper major	0	0.0

24. How would you rate your Harper education in terms of how well it prepared you to perform your current job?

		N	%
a.	Excellent	1	20.0
b.	Good	3	60.0
c.	Average	1	20.0
d.	Poor		
e.	Very poor		

25. How did your Harper College education help you?

		N	%
a.	Obtain present job	1	20.0
b.	Increase in salary	1	20.0
c.	Promotion	1	20.0
d.	Better position with new employer	1	20.0
e.	Other	1	20.0

26. How satisfied are you with your present job?

		N	%
a.	Very satisfied	3	60.0
b.	Somewhat satisfied	2	40.0
c.	Neutral		
d.	Somewhat dissatisfied		
e.	Very dissatisfied		

27. Mark the range that best describes your annual gross income.

		N	%
a.	Less than \$14,999		
b.	\$15,000 to \$24,999	2	33.3
c.	\$25,000 to \$34,999	1	16.7
d.	\$35,000 to \$44,999	1	16.7
e.	\$45,000 to \$54,999	1	16.7
f.	\$55,000 or more	1	16.7

28. Would you recommend Harper College to your friends and family?

		N	%
	Definitely would	5	62.5
	Probably would		
	Uncertain	3	37.5
	Probably would not		
	Definitely would not		

29. Would you return to Harper for educational or personal enrichment courses in the near future?

		N	%
	Definitely would	4	57.1
	Probably would	1	14.3
	Uncertain	2	28.6
	Probably would not		
	Definitely would not		

Dental Hygiene (19 Respondents out of 35)

1. What was your primary educational objective when you attended Harper College?

		N	%
a.	Transfer to a four year institution	1	5.3
b.	Prepare to enter the work force	6	31.6
c.	Improve skills for current job	1	5.3
d.	Prepare to change careers	7	36.8
e.	Personal enrichment	4	21.1

2. To what extent were you successful in achieving your educational objective?

		N	%
a.	Very successful	16	84.2
b.	Successful	3	15.8
c.	Somewhat successful		
d.	Not at all successful		

3. Do you plan to continue your education in the future?

		N	%
a.	Yes	17	89.5
b.	No	2	10.5

4. If your response to question 3 is yes, what is the highest degree you plan to earn?

		N	%
a.	Bachelors Degree	8	53.3
b.	Masters Degree	3	20.0
c.	Doctorate Degree	2	13.3
d.	Professional Degree	2	13.3

5. Please rate how your education at Harper College helped you in each of the following areas.

a.	Ability to verbally communicate effectively	N	%
	Extremely helpful	6	33.3
	Helpful	12	66.7
	Not very helpful		
	Not helpful at all		

b.	Ability to communicate in writing effectively	N	%
	Extremely helpful	6	33.3
	Helpful	11	61.1
	Not very helpful	1	5.6
	Not helpful at all		

c.	Ability to understand scientific concepts	N	%
	Extremely helpful	7	38.9
	Helpful	11	61.1
	Not very helpful		
	Not helpful at all		

d.	Ability to explain and apply the scientific method	N	%
	Extremely helpful	7	41.2
	Helpful	10	58.8
	Not very helpful		
	Not helpful at all		

e.	Ability to appreciate other points of view	N	%
	Extremely helpful	7	41.2
	Helpful	10	58.8
	Not very helpful		
	Not helpful at all		

f.	Ability to appreciate diversity and other cultures	N	%
	Extremely helpful	7	38.9
	Helpful	9	50.0
	Not very helpful	2	11.1
	Not helpful at all		

g.	Ability to identify, develop and solve quantitative problems	N	%
	Extremely helpful	2	11.1
	Helpful	15	83.3
	Not very helpful	1	5.6
	Not helpful at all		

h.	Ability to use computers and technology	N	%
	Extremely helpful	3	16.7
	Helpful	9	50.0
	Not very helpful	6	33.3
	Not helpful at all		

6. Please rate the instruction at Harper College.

a.	Class size	N	%
	Excellent	8	42.1
	Good	9	47.4
	Average	2	10.5
	Poor		
	Not applicable		

b.	Quality of instruction	N	%
	Excellent	8	42.1
	Good	9	47.4
	Average	2	10.5
	Poor		
	Not applicable		

c.	Course content	N	%
	Excellent	8	42.1
	Good	11	57.9
	Average		
	Poor		
	Not applicable		

d.	Fairness of grading	N	%
	Excellent	5	26.3
	Good	8	42.1
	Average	6	31.6
	Poor		
	Not applicable		

e.	Faculty teaching ability	N	%
	Excellent	10	52.6
	Good	6	31.6
	Average	2	10.5
	Poor	1	5.3
	Not applicable		

f.	Faculty concern for students	N	%
	Excellent	4	21.1
	Good	8	42.1
	Average	5	26.3
	Poor	2	10.5
	Not applicable		

g.	Faculty availability	N	%
	Excellent	6	31.6
	Good	8	42.1
	Average	4	21.1
	Poor	1	5.3
	Not applicable		

7. How would you rate the following programs and services at Harper College in terms of how they met your needs as a student?

a.	Advising about courses to take for transfer	N	%
	Excellent	5	29.4
	Good	2	11.8
	Average	1	5.9
	Poor		
	Didn't know it existed		
	Knew about but didn't use	9	52.9

b.	Assistance with deciding your major or career goal	N	%
	Excellent	1	5.6
	Good	7	38.9
	Average	1	5.6
	Poor		
	Didn't know it existed		
	Knew about but didn't use	9	50.0

c.	Assistance with job placement	N	%
	Excellent		
	Good	7	41.2
	Average	1	5.9
	Poor		
	Didn't know it existed	1	5.9
	Knew about but didn't use	8	47.1

d.	Access for the disabled on campus	N	%
	Excellent	2	11.8
	Good	3	17.6
	Average	1	5.9
	Poor		
	Didn't know it existed		
	Knew about but didn't use	11	64.7

e.	Location of the Student Center	N	%
	Excellent	2	11.1
	Good	9	50.0
	Average	3	16.7
	Poor		
	Didn't know it existed	1	5.6
	Knew about but didn't use	3	16.7

f.	Usefulness of the student handbook/date-book	N	%
	Excellent	4	23.5
	Good	6	35.3
	Average	2	11.8
	Poor		
	Didn't know it existed	1	5.9
	Knew about but didn't use	4	23.5

g.	Availability of computers for out-of-class use	N	%
	Excellent	6	37.5
	Good	6	37.5
	Average	2	12.5
	Poor	1	6.3
	Didn't know it existed	1	6.3
	Knew about but didn't use		

h.	Admissions	N	%
	Excellent	5	29.4
	Good	7	41.2
	Average	4	23.5
	Poor	1	5.9
	Didn't know it existed		
	Knew about but didn't use		

i.	Registration procedures	N	%
	Excellent	5	29.4
	Good	6	35.3
	Average	5	29.4
	Poor	1	5.9
	Didn't know it existed		
	Knew about but didn't use		

8. How would you rate the convenience of the courses taken in terms of their location?

a.	Harper main campus (Palatine)	N	%
	Very convenient	10	52.6
	Convenient	8	42.1
	Not convenient	1	5.3
	Not applicable		

b.	Northeast Center (Wheeling)	N	%
	Very convenient	1	6.7
	Convenient		
	Not convenient		
	Not applicable	14	93.3

c.	WEB or Internet based (from home or office)	N	%
	Very convenient		
	Convenient		
	Not convenient		
	Not applicable	15	100.0

d.	Other	N	%
	Very convenient	1	7.7
	Convenient		
	Not convenient		
	Not applicable	12	92.3

9. Which of the following best describes your current educational status?

		N	%
a.	Full-time student (12 credit hrs or more)	0	0.0
b.	Part-time student	0	0.0

11. How would you describe your current major?

		N	%
a.	Same as my Harper major	0	0.0
b.	Related to my Harper major	0	0.0
c.	Entirely new area	0	0.0

12. Did all of your Harper College credits transfer to your current institution?

		N	%
a.	Yes	0	0.0
b.	No	0	0.0

13. If your response to question 12 is no, what was the main reason?

		N	%
a.	Some credits would transfer as elective only	0	0.0
b.	Entirely new field of study at transfer institution	0	0.0
c.	Grades were not high enough to earn transfer credits	0	0.0
d.	Other	0	0.0

14. Have you taken additional courses at Harper since receiving your degree or certificate?

		N	%
a.	Yes	0	0.0
b.	No	0	0.0

15. If your response to question 14 is yes, what type of courses have you taken?

		N	%
a.	Credit courses	0	0.0
b.	Continuing Education courses (non-credit)	0	0.0

16. How would you rate your Harper education in terms of how well it prepared you for continuing your education?

		N	%
a.	Excellent	0	0.0
b.	Good	0	0.0
c.	Average	0	0.0
d.	Poor	0	0.0
e.	Very poor	0	0.0

17. Which institution do you currently attend?

		N	%
a.	Columbia College in Chicago	0	0.0
b.	DePaul University	0	0.0
c.	Elmhurst College	0	0.0
d.	Illinois State University	0	0.0
e.	Northeastern Illinois University	0	0.0
f.	Northern Illinois University	0	0.0
g.	Roosevelt University	0	0.0
h.	University of Illinois at Champaign Urbana	0	0.0
i.	University of Illinois at Chicago	0	0.0
j.	Harper Community College	0	0.0
k.	Other	0	0.0

18. How would you describe your employment status?

		N	%
a.	Employed full-time – 30 hours or more per week	13	76.5
b.	Employed part-time – less than 30 hours per week	4	23.5
c.	Full-time military service		

20. How long have you had your present job?

		N	%
a.	Less than one year	12	70.6
b.	One to two years	5	29.4
c.	Two to three years		
d.	Three to four years		
e.	Four or more years		

21. When did you obtain your current job?

		N	%
a.	Before attending Harper	2	11.8
b.	While attending Harper		
c.	After graduating from Harper	15	88.2

22. If you obtained your current job after graduating from Harper, how long did you actively seek employment before obtaining your present job?

		N	%
a.	1 – 2 months	12	80.0
b.	3 – 4 months	3	20.0
c.	5 – 6 months		
d.	6 or more months		

23. How would you describe your job in terms of your major at Harper College?

		N	%
a.	Directly related to my Harper major	17	100.0
b.	Somewhat related to my Harper major		
c.	Not at all related to my Harper major		

24. How would you rate your Harper education in terms of how well it prepared you to perform your current job?

		N	%
a.	Excellent	12	70.6
b.	Good	5	29.4
c.	Average		
d.	Poor		
e.	Very poor		

25. How did your Harper College education help you?

		N	%
a.	Obtain present job	16	45.7
b.	Increase in salary	11	31.4
c.	Promotion	2	5.7
d.	Better position with new employer	6	17.1
e.	Other		

26. How satisfied are you with your present job?

		N	%
a.	Very satisfied	14	82.3
b.	Somewhat satisfied	2	11.8
c.	Neutral		
d.	Somewhat dissatisfied	1	5.9
e.	Very dissatisfied		

27. Mark the range that best describes your annual gross income.

		N	%
a.	Less than \$14,999	1	5.9
b.	\$15,000 to \$24,999	1	5.9
c.	\$25,000 to \$34,999	3	17.6
d.	\$35,000 to \$44,999	3	17.6
e.	\$45,000 to \$54,999	4	23.5
f.	\$55,000 or more	5	29.4

28. Would you recommend Harper College to your friends and family?

		N	%
	Definitely would	13	68.4
	Probably would	5	26.3
	Uncertain	1	5.3
	Probably would not		
	Definitely would not		

29. Would you return to Harper for educational or personal enrichment courses in the near future?

		N	%
	Definitely would	8	42.1
	Probably would	5	26.3
	Uncertain	3	15.8
	Probably would not	3	15.8
	Definitely would not		

Nursing (12 Respondents out of 84)

1. What was your primary educational objective when you attended Harper College?

		N	%
a.	Transfer to a four year institution		
b.	Prepare to enter the work force	7	58.3
c.	Improve skills for current job	1	8.3
d.	Prepare to change careers	3	25.0
e.	Personal enrichment		
f.	Other	1	8.3

2. To what extent were you successful in achieving your educational objective?

		N	%
a.	Very successful	11	91.7
b.	Successful	1	8.3
c.	Somewhat successful		
d.	Not at all successful		

3. Do you plan to continue your education in the future?

		N	%
a.	Yes	11	91.7
b.	No	1	8.3

4. If your response to question 3 is yes, what is the highest degree you plan to earn?

		N	%
a.	Bachelors Degree	5	45.5
b.	Masters Degree	6	54.5
c.	Doctorate Degree		
d.	Professional Degree		

5. Please rate how your education at Harper College helped you in each of the following areas.

a.	Ability to verbally communicate effectively	N	%
	Extremely helpful	4	33.3
	Helpful	8	66.7
	Not very helpful		
	Not helpful at all		

b.	Ability to communicate in writing effectively	N	%
	Extremely helpful	1	8.3
	Helpful	11	91.7
	Not very helpful		
	Not helpful at all		

c.	Ability to understand scientific concepts	N	%
	Extremely helpful	8	66.7
	Helpful	4	33.3
	Not very helpful		
	Not helpful at all		

d.	Ability to explain and apply the scientific method	N	%
	Extremely helpful	8	66.7
	Helpful	4	33.3
	Not very helpful		
	Not helpful at all		

e.	Ability to appreciate other points of view	N	%
	Extremely helpful	6	50.0
	Helpful	6	50.0
	Not very helpful		
	Not helpful at all		

f.	Ability to appreciate diversity and other cultures	N	%
	Extremely helpful	4	33.3
	Helpful	8	66.7
	Not very helpful		
	Not helpful at all		

g.	Ability to identify, develop and solve quantitative problems	N	%
	Extremely helpful	4	33.3
	Helpful	8	66.7
	Not very helpful		
	Not helpful at all		

h.	Ability to use computers and technology	N	%
	Extremely helpful	1	8.3
	Helpful	9	75.0
	Not very helpful	2	16.7
	Not helpful at all		

6. Please rate the instruction at Harper College.

a.	Class size	N	%
	Excellent	5	41.7
	Good	5	41.7
	Average	1	8.3
	Poor	1	8.3
	Not applicable		

b.	Quality of instruction	N	%
	Excellent	4	33.3
	Good	8	66.7
	Average		
	Poor		
	Not applicable		

c.	Course content	N	%
	Excellent	3	25.0
	Good	9	75.0
	Average		
	Poor		
	Not applicable		

d.	Fairness of grading	N	%
	Excellent	2	16.7
	Good	7	58.3
	Average	3	25.0
	Poor		
	Not applicable		

e.	Faculty teaching ability	N	%
	Excellent	5	41.7
	Good	7	58.3
	Average		
	Poor		
	Not applicable		

f.	Faculty concern for students	N	%
	Excellent	5	41.7
	Good	5	41.7
	Average	2	16.7
	Poor		
	Not applicable		

g.	Faculty availability	N	%
	Excellent	4	33.3
	Good	6	50.0
	Average	2	16.7
	Poor		
	Not applicable		

7. How would you rate the following programs and services at Harper College in terms of how they met your needs as a student?

a.	Advising about courses to take for transfer	N	%
	Excellent	2	18.2
	Good	3	27.3
	Average		
	Poor	1	9.1
	Didn't know it existed		
	Knew about but didn't use	5	45.5

b.	Assistance with deciding your major or career goal	N	%
	Excellent	1	9.1
	Good	4	36.4
	Average	1	9.1
	Poor		
	Didn't know it existed		
	Knew about but didn't use	5	45.5

c.	Assistance with job placement	N	%
	Excellent	1	9.1
	Good	2	18.2
	Average	1	9.1
	Poor	1	9.1
	Didn't know it existed	2	18.2
	Knew about but didn't use	4	36.4

d.	Access for the disabled on campus	N	%
	Excellent	1	9.1
	Good	1	9.1
	Average	2	18.2
	Poor		
	Didn't know it existed		
	Knew about but didn't use	7	63.6

e.	Location of the Student Center	N	%
	Excellent	3	30.0
	Good	2	20.0
	Average	3	30.0
	Poor	1	10.0
	Didn't know it existed		
	Knew about but didn't use	1	10.0

f.	Usefulness of the student handbook/date-book	N	%
	Excellent	2	18.2
	Good	4	36.4
	Average	3	27.3
	Poor		
	Didn't know it existed		
	Knew about but didn't use	2	18.2

g.	Availability of computers for out-of-class use	N	%
	Excellent	2	18.2
	Good	5	45.5
	Average	2	18.2
	Poor		
	Didn't know it existed		
	Knew about but didn't use	2	18.2

h.	Admissions	N	%
	Excellent	2	18.2
	Good	5	45.5
	Average	3	27.3
	Poor	1	9.1
	Didn't know it existed		
	Knew about but didn't use		

i.	Registration procedures	N	%
	Excellent	1	9.1
	Good	7	63.6
	Average	3	27.3
	Poor		
	Didn't know it existed		
	Knew about but didn't use		

8. How would you rate the convenience of the courses taken in terms of their location?

a.	Harper main campus (Palatine)	N	%
	Very convenient	8	66.7
	Convenient	3	25.0
	Not convenient	1	8.3
	Not applicable		

b.	Northeast Center (Wheeling)	N	%
	Very convenient		
	Convenient	1	9.1
	Not convenient		
	Not applicable	10	90.9

c.	WEB or Internet based (from home or office)	N	%
	Very convenient		
	Convenient	1	9.1
	Not convenient		
	Not applicable	10	90.9

d.	Other	N	%
	Very convenient		
	Convenient		
	Not convenient		
	Not applicable	8	100.0

9. Which of the following best describes your current educational status?

		N	%
a.	Full-time student (12 credit hrs or more)		
b.	Part-time student	1	100.0

11. How would you describe your current major?

		N	%
a.	Same as my Harper major	1	100.0
b.	Related to my Harper major		
c.	Entirely new area		

12. Did all of your Harper College credits transfer to your current institution?

		N	%
a.	Yes		
b.	No	1	100.0

13. If your response to question 12 is no, what was the main reason?

		N	%
a.	Some credits would transfer as elective only	1	100.0
b.	Entirely new field of study at transfer institution		
c.	Grades were not high enough to earn transfer credits		
d.	Other		

14. Have you taken additional courses at Harper since receiving your degree or certificate?

		N	%
a.	Yes		
b.	No	1	100.0

15. If your response to question 14 is yes, what type of courses have you taken?

		N	%
a.	Credit courses	0	0.0
b.	Continuing Education courses (non-credit)	0	0.0

16. How would you rate your Harper education in terms of how well it prepared you for continuing your education?

		N	%
a.	Excellent		
b.	Good	1	100.0
c.	Average		
d.	Poor		
e.	Very poor		

17. Which institution do you currently attend?

		N	%
a.	Columbia College in Chicago	0	0.0
b.	DePaul University	0	0.0
c.	Elmhurst College	0	0.0
d.	Illinois State University	0	0.0
e.	Northeastern Illinois University	0	0.0
f.	Northern Illinois University	0	0.0
g.	Roosevelt University	0	0.0
h.	University of Illinois at Champaign Urbana	0	0.0
i.	University of Illinois at Chicago	0	0.0
j.	Harper Community College	0	0.0
k.	Other	0	0.0

18. How would you describe your employment status?

		N	%
a.	Employed full-time – 30 hours or more per week	8	72.7
b.	Employed part-time – less than 30 hours per week	3	27.3
c.	Full-time military service		

20. How long have you had your present job?

		N	%
a.	Less than one year	6	54.5
b.	One to two years	5	45.5
c.	Two to three years		
d.	Three to four years		
e.	Four or more years		

21. When did you obtain your current job?

		N	%
a.	Before attending Harper		
b.	While attending Harper	2	18.2
c.	After graduating from Harper	9	81.8

22. If you obtained your current job after graduating from Harper, how long did you actively seek employment before obtaining your present job?

		N	%
a.	1 – 2 months	7	87.5
b.	3 – 4 months	1	12.5
c.	5 – 6 months		
d.	6 or more months		

23. How would you describe your job in terms of your major at Harper College?

		N	%
a.	Directly related to my Harper major	11	100.0
b.	Somewhat related to my Harper major		
c.	Not at all related to my Harper major		

24. How would you rate your Harper education in terms of how well it prepared you to perform your current job?

		N	%
a.	Excellent	3	27.3
b.	Good	7	63.6
c.	Average	1	9.1
d.	Poor		
e.	Very poor		

25. How did your Harper College education help you?

		N	%
a.	Obtain present job	10	43.5
b.	Increase in salary	8	34.8
c.	Promotion		
d.	Better position with new employer	5	21.7
e.	Other		

26. How satisfied are you with your present job?

		N	%
a.	Very satisfied	6	54.5
b.	Somewhat satisfied	5	45.5
c.	Neutral		
d.	Somewhat dissatisfied		
e.	Very dissatisfied		

27. Mark the range that best describes your annual gross income.

		N	%
a.	Less than \$14,999		
b.	\$15,000 to \$24,999	1	9.1
c.	\$25,000 to \$34,999	1	9.1
d.	\$35,000 to \$44,999	4	36.4
e.	\$45,000 to \$54,999	4	36.4
f.	\$55,000 or more	1	9.1

28. Would you recommend Harper College to your friends and family?

		N	%
	Definitely would	9	75.0
	Probably would	2	16.7
	Uncertain	1	8.3
	Probably would not		
	Definitely would not		

29. Would you return to Harper for educational or personal enrichment courses in the near future?

		N	%
	Definitely would	8	66.7
	Probably would	3	25.0
	Uncertain		
	Probably would not	1	8.3
	Definitely would not		

Paralegal Studies (25 Respondents out of 76)

1. What was your primary educational objective when you attended Harper College?

		N	%
a.	Transfer to a four year institution	1	4.0
b.	Prepare to enter the work force	6	24.0
c.	Improve skills for current job	7	28.0
d.	Prepare to change careers	9	36.0
e.	Personal enrichment	2	8.0

2. To what extent were you successful in achieving your educational objective?

		N	%
a.	Very successful	18	72.0
b.	Successful	3	12.0
c.	Somewhat successful	4	16.0
d.	Not at all successful		

3. Do you plan to continue your education in the future?

		N	%
a.	Yes	19	79.2
b.	No	5	20.8

4. If your response to question 3 is yes, what is the highest degree you plan to earn?

		N	%
a.	Bachelors Degree	8	47.1
b.	Masters Degree	3	17.6
c.	Doctorate Degree	4	23.5
d.	Professional Degree	2	11.8

5. Please rate how your education at Harper College helped you in each of the following areas.

a.	Ability to verbally communicate effectively	N	%
	Extremely helpful	5	20.8
	Helpful	17	70.8
	Not very helpful	2	8.3
	Not helpful at all		

b.	Ability to communicate in writing effectively	N	%
	Extremely helpful	5	20.8
	Helpful	19	79.2
	Not very helpful		
	Not helpful at all		

c.	Ability to understand scientific concepts	N	%
	Extremely helpful	1	4.5
	Helpful	13	59.1
	Not very helpful	4	18.2
	Not helpful at all	4	18.2

d.	Ability to explain and apply the scientific method	N	%
	Extremely helpful	1	4.5
	Helpful	11	50.0
	Not very helpful	7	31.8
	Not helpful at all	3	13.6

e.	Ability to appreciate other points of view	N	%
	Extremely helpful	7	28.0
	Helpful	17	68.0
	Not very helpful		
	Not helpful at all	1	4.0

f.	Ability to appreciate diversity and other cultures	N	%
	Extremely helpful	5	20.0
	Helpful	15	60.0
	Not very helpful	2	8.0
	Not helpful at all	3	12.0

g.	Ability to identify, develop and solve quantitative problems	N	%
	Extremely helpful	2	9.1
	Helpful	16	72.7
	Not very helpful	1	4.5
	Not helpful at all	3	13.6

h.	Ability to use computers and technology	N	%
	Extremely helpful	5	22.7
	Helpful	14	63.6
	Not very helpful	1	4.5
	Not helpful at all	2	9.1

6. Please rate the instruction at Harper College.

a.	Class size	N	%
	Excellent	9	36.0
	Good	12	48.0
	Average	4	16.0
	Poor		
	Not applicable		

b.	Quality of instruction	N	%
	Excellent	8	32.0
	Good	13	52.0
	Average	4	16.0
	Poor		
	Not applicable		

c.	Course content	N	%
	Excellent	7	28.0
	Good	14	56.0
	Average	3	12.0
	Poor	1	4.0
	Not applicable		

d.	Fairness of grading	N	%
	Excellent	6	25.0
	Good	15	62.5
	Average	2	8.3
	Poor	1	4.2
	Not applicable		

e.	Faculty teaching ability	N	%
	Excellent	8	32.0
	Good	13	52.0
	Average	4	16.0
	Poor		
	Not applicable		

f.	Faculty concern for students	N	%
	Excellent	4	16.0
	Good	16	64.0
	Average	5	20.0
	Poor		
	Not applicable		

g.	Faculty availability	N	%
	Excellent	6	24.0
	Good	13	52.0
	Average	4	16.0
	Poor	1	4.0
	Not applicable	1	4.0

7. How would you rate the following programs and services at Harper College in terms of how they met your needs as a student?

a.	Advising about courses to take for transfer	N	%
	Excellent	2	8.3
	Good	4	16.7
	Average	3	12.5
	Poor	2	8.3
	Didn't know it existed	2	8.3
	Knew about but didn't use	11	

b.	Assistance with deciding your major or career goal	N	%
	Excellent	3	12.5
	Good	3	12.5
	Average	2	8.3
	Poor	1	4.2
	Didn't know it existed	1	4.2
	Knew about but didn't use	14	58.3

c.	Assistance with job placement	N	%
	Excellent	2	8.0
	Good	3	12.0
	Average	3	12.0
	Poor	3	12.0
	Didn't know it existed	1	4.0
	Knew about but didn't use	13	52.0

d.	Access for the disabled on campus	N	%
	Excellent	2	8.3
	Good	3	12.5
	Average		
	Poor		
	Didn't know it existed	1	4.2
	Knew about but didn't use	18	75.0

e.	Location of the Student Center	N	%
	Excellent	6	24.0
	Good	8	32.0
	Average	3	12.0
	Poor		
	Didn't know it existed	1	4.0
	Knew about but didn't use	7	28.0

f.	Usefulness of the student handbook/date-book	N	%
	Excellent	4	16.7
	Good	6	25.0
	Average	1	4.2
	Poor	1	4.2
	Didn't know it existed	1	4.2
	Knew about but didn't use	11	45.8

g.	Availability of computers for out-of-class use	N	%
	Excellent	8	32.0
	Good	6	24.0
	Average	3	12.0
	Poor	1	4.0
	Didn't know it existed		
	Knew about but didn't use	7	28.0

h.	Admissions	N	%
	Excellent	9	36.0
	Good	13	52.0
	Average	1	4.0
	Poor	1	4.0
	Didn't know it existed		
	Knew about but didn't use	1	4.0

i.	Registration procedures	N	%
	Excellent	12	48.0
	Good	11	44.0
	Average	1	4.0
	Poor	1	4.0
	Didn't know it existed		
	Knew about but didn't use		

8. How would you rate the convenience of the courses taken in terms of their location?

a.	Harper main campus (Palatine)	N	%
	Very convenient	15	60.0
	Convenient	7	28.0
	Not convenient	3	12.0
	Not applicable		

b.	Northeast Center (Wheeling)	N	%
	Very convenient	1	5.0
	Convenient		
	Not convenient	2	10.0
	Not applicable	17	85.0

c.	WEB or Internet based (from home or office)	N	%
	Very convenient	2	9.5
	Convenient	1	4.8
	Not convenient	1	4.8
	Not applicable	17	81.0

d.	Other	N	%
	Very convenient	4	25.0
	Convenient		
	Not convenient		
	Not applicable	12	75.0

9. Which of the following best describes your current educational status?

		N	%
a.	Full-time student (12 credit hrs or more)	2	66.7
b.	Part-time student	1	33.3

11. How would you describe your current major?

		N	%
a.	Same as my Harper major	1	33.3
b.	Related to my Harper major	2	66.7
c.	Entirely new area		

12. Did all of your Harper College credits transfer to your current institution?

		N	%
a.	Yes	3	75.0
b.	No	1	25.0

13. If your response to question 12 is no, what was the main reason?

		N	%
a.	Some credits would transfer as elective only		
b.	Entirely new field of study at transfer institution	1	100.0
c.	Grades were not high enough to earn transfer credits		
d.	Other		

14. Have you taken additional courses at Harper since receiving your degree or certificate?

		N	%
a.	Yes		
b.	No	4	100.0

15. If your response to question 14 is yes, what type of courses have you taken?

		N	%
a.	Credit courses	0	0.0
b.	Continuing Education courses (non-credit)	0	0.0

16. How would you rate your Harper education in terms of how well it prepared you for continuing your education?

		N	%
a.	Excellent	2	50.0
b.	Good	2	50.0
c.	Average		
d.	Poor		
e.	Very poor		

17. Which institution do you currently attend?

		N	%
a.	Columbia College in Chicago		
b.	DePaul University		
c.	Elmhurst College		
d.	Illinois State University		
e.	Northeastern Illinois University		
f.	Northern Illinois University		
g.	Roosevelt University	1	25.0
h.	University of Illinois at Champaign Urbana		
i.	University of Illinois at Chicago		
j.	Harper Community College		
k.	Other	3	75.0

18. How would you describe your employment status?

		N	%
a.	Employed full-time – 30 hours or more per week	19	95.0
b.	Employed part-time – less than 30 hours per week	1	5.0
c.	Full-time military service		

20. How long have you had your present job?

		N	%
a.	Less than one year	7	35.0
b.	One to two years	6	30.0
c.	Two to three years		
d.	Three to four years		
e.	Four or more years	7	35.0

21. When did you obtain your current job?

		N	%
a.	Before attending Harper	7	35.0
b.	While attending Harper	2	10.0
c.	After graduating from Harper	11	55.0

22. If you obtained your current job after graduating from Harper, how long did you actively seek employment before obtaining your present job?

		N	%
a.	1 – 2 months	5	50.0
b.	3 – 4 months	3	30.0
c.	5 – 6 months	1	10.0
d.	6 or more months	1	10.0

23. How would you describe your job in terms of your major at Harper College?

		N	%
a.	Directly related to my Harper major	11	35.0
b.	Somewhat related to my Harper major	2	10.0
c.	Not at all related to my Harper major	7	55.0

24. How would you rate your Harper education in terms of how well it prepared you to perform your current job?

		N	%
a.	Excellent	4	22.2
b.	Good	8	44.4
c.	Average	6	33.3
d.	Poor		
e.	Very poor		

25. How did your Harper College education help you?

		N	%
a.	Obtain present job	10	34.5
b.	Increase in salary	7	24.1
c.	Promotion	4	13.8
d.	Better position with new employer	5	17.2
e.	Other	3	10.3

26. How satisfied are you with your present job?

		N	%
a.	Very satisfied	8	40.0
b.	Somewhat satisfied	9	45.0
c.	Neutral	3	15.0
d.	Somewhat dissatisfied		
e.	Very dissatisfied		

27. Mark the range that best describes your annual gross income.

		N	%
a.	Less than \$14,999	2	9.5
b.	\$15,000 to \$24,999	2	9.5
c.	\$25,000 to \$34,999	3	14.3
d.	\$35,000 to \$44,999	6	28.6
e.	\$45,000 to \$54,999	5	23.8
f.	\$55,000 or more	3	14.3

28. Would you recommend Harper College to your friends and family?

		N	%
	Definitely would	19	76.0
	Probably would	6	24.0
	Uncertain		
	Probably would not		
	Definitely would not		

29. Would you return to Harper for educational or personal enrichment courses in the near future?

		N	%
	Definitely would	8	33.3
	Probably would	8	33.3
	Uncertain	7	29.2
	Probably would not	1	4.2
	Definitely would not		