



Student Guide for NLN HyFlex Proctorio Exams

January 2021

Welcome to NLN Testing Services

This guide will provide you with everything you need to:

- 1.) Create your new NLN testing account
- 2.) Access and purchase test prep & practice exams
- 3.) Purchase & take your proctored exams
- 4.) Show you how to access your score reports

We hope you find this new platform useful and easy to navigate.
If you run into any issues along the way we have added resources throughout this presentation to assist.

Best of Luck on Your Exam & Be Well!



A Few Things to Know About HyFlex Proctorio Testing

Device Set-Up

Since the point of our HyFlex platform is to allow students the ability to test remotely there are a few things you need to be aware of before beginning your exam:

STEP # 1 - HyFlex Exams work best using Google Chrome – Be sure to install if you are not using it already.

<https://www.google.com/chrome/>

STEP # 2 - You must install the Proctorio Extension to utilize the proctoring services. (see system requirements on the next page. [Proctorio Extension](#))

STEP # 3 – You will need to test in a quiet spot, free of distractions and interruptions. There are no breaks allowed during the exam and we strongly suggest no eating or drinking as this may interfere with the exam. If you require ADA accommodations, please contact your testing center for the correct exam to take.

**PLEASE NOTE: YOU DO NOT NEED TO SCHEDULE A DATE AND TIME FOR THIS EXAM.
Simply make the purchase and take the exam when you are ready.**

Technical Requirements – Hardware / Software / Internet

Proctorio offers a flexible service, which may include recording of video, audio, and screen activity. Test takers are encouraged to use a practice exam to test their system prior to taking an exam.

Virtual machines and proxy connections will not work.

| | Windows | Mac | Linux | Chrome OS |
|-------------------------|---|-------------------|-------------------------|-------------------|
| Operating System | Windows 7+ | macOS 10.11+ | Ubuntu 18.04+ | Chrome 58+ |
| Processor | Intel Pentium or better | Intel | Intel Pentium or better | Intel or ARM |
| Free Disk Space | 250 MB | 250 MB | 250 MB | 250 MB |
| Free RAM | 2 GB ¹ | 2 GB ¹ | 2 GB ¹ | 1 GB ¹ |
| Upload Speed | 0.092 Mbps - 0.244 Mbps | | | |
| Microphone | Any Microphone, either internal or external | | | |
| Webcam | 320x240 VGA resolution (minimum) internal or external | | | |

For Proctorio Technical Support: <https://proctorio.com/support#faq>



Creating Your New NLN Account

***PLEASE USE THE CUSTOM URL LINK PROVIDED BY YOUR INSTITUTION .
THIS LINK WILL TIE YOUR ACCOUNT DIRECTLY TO YOUR SCHOOL/AGENCY.**

****Not Following these directions will result in your scores not being available to your institution
and may require you to retake the exam at your expense!!***

Creating Your New NLN Account

IMPORTANT



IMPORTANT

USE THE URL THAT WAS PROVIDED TO YOU TO CREATE YOUR NEW ACCOUNT!!

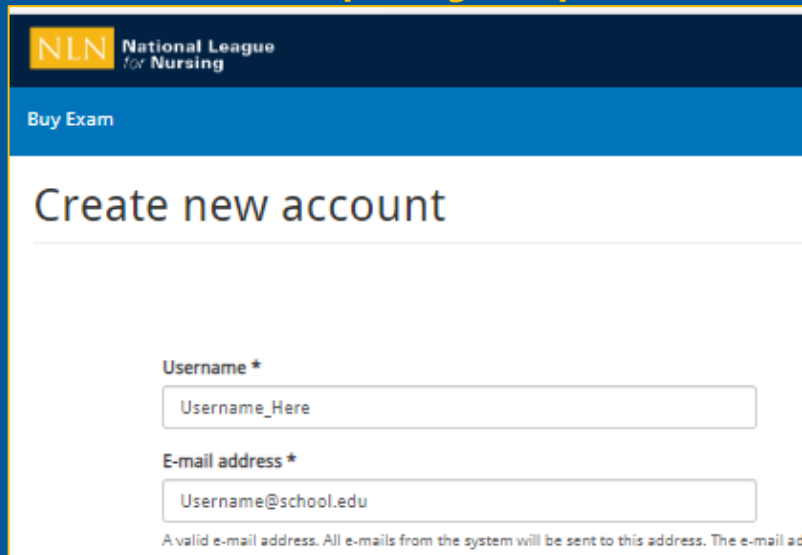
DO NOT LOG IN ANYWHERE ELSE TO CREATE THE ACCOUNT. *Not Following these directions will result in your scores not being available to your institution and may require you to retake the exam at your expense!!*

- This is a new NLN examination portal. Even if you have taken an NLN examination in the past, you **MUST** create a new account. Once you have created a new account and signed into www.nlntest.org, use the same account to login for all future NLN testing. You only need to create one account.
- If you cannot remember your password, click on the "Request new password" tab and enter your username and it will send an email to the account you have one file with us.

Creating Your New NLN Account

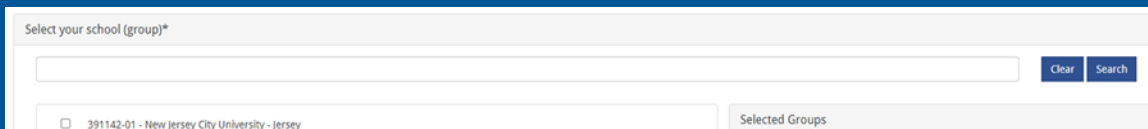
STEP # 1

- Direct Google Chrome to the URL Provided by Your School
- This screen will pop up ,it is simple and does not identify your school in any way (If you see the same information as below you are in the right place).
- **We recommend using your email address as your username to keep things simple!**



Step # 2

Select Your School or Enter School Code (provided by your institution)



Step # 3

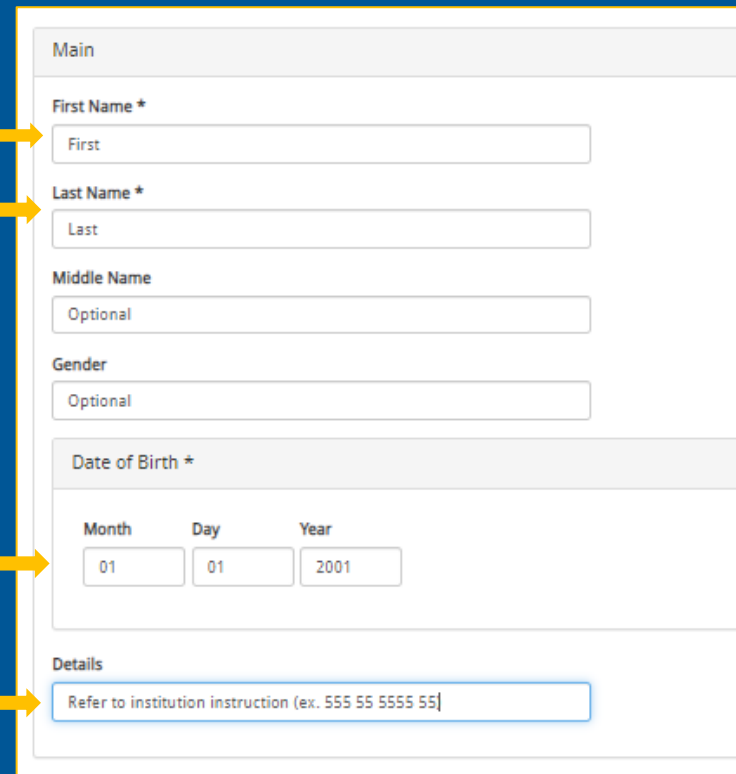
Fill out the following:

FIRST NAME

LAST NAME

DATE OF BIRTH

IF YOUR SCHOOL
ASK YOU TO ADD
INFO DO SO HERE.



Helpful
Tips

When registering your account

Be Sure To choose your institution!

If you used the link provided it will do it for you but double check that it populates

Creating Your New NLN Account

STEP # 4

Enter City →

Enter State →

Enter Phone →

Click →

Primary Address

City *
Hometown

State *
DC

Phone *
555-867-5309

Create new account

STEP # 5

You will then receive a
New Account/Welcome Message
in the email you provided. It will include a link to:

- Verify your account
- Reset your password
- Set your correct time zone

Please note: This is a one time use link for resetting your password and it will expire in 24 hours.

Helpful
Tips

After
resetting your password
logout and then log into
www.NLNTEST.org

Reset password and set time zone

Creating Your New NLN Account

My Assessments My Results Buy Exam Register for Exam

howard.m.eisenberg@questionmark.com

You have just used your one-time login link. It is no longer necessary to use this link to log in. **Please change your password.**

View Edit Orders

Account Main Organization Primary Address Secondary Address Details

E-mail address *

howard.m.eisenberg@questionmark.com

A valid e-mail address. All e-mails from the system will be sent to this address. The e-mail address is not made public and will only be used if you wish to receive a new password or wish to receive certain news or notifications by e-mail.

Password

.....

Confirm password

.....

Password quality: **Good**

Passwords match: yes

After using the one-time use link to login; change your password.

Language settings

Language

English

Locale settings

Time zone

America/New York: Tuesday, April 28, 2020 - 11:48 -0400

Remember to set your local time zone. That is important for booking an online proctoring appointment.

Save



National League
for Nursing

HOW TO PURCHASE TEST PREP, PRACTICE TEST AND EXAMS

Step # 1

Log into www.nlnintest.org

Step # 2

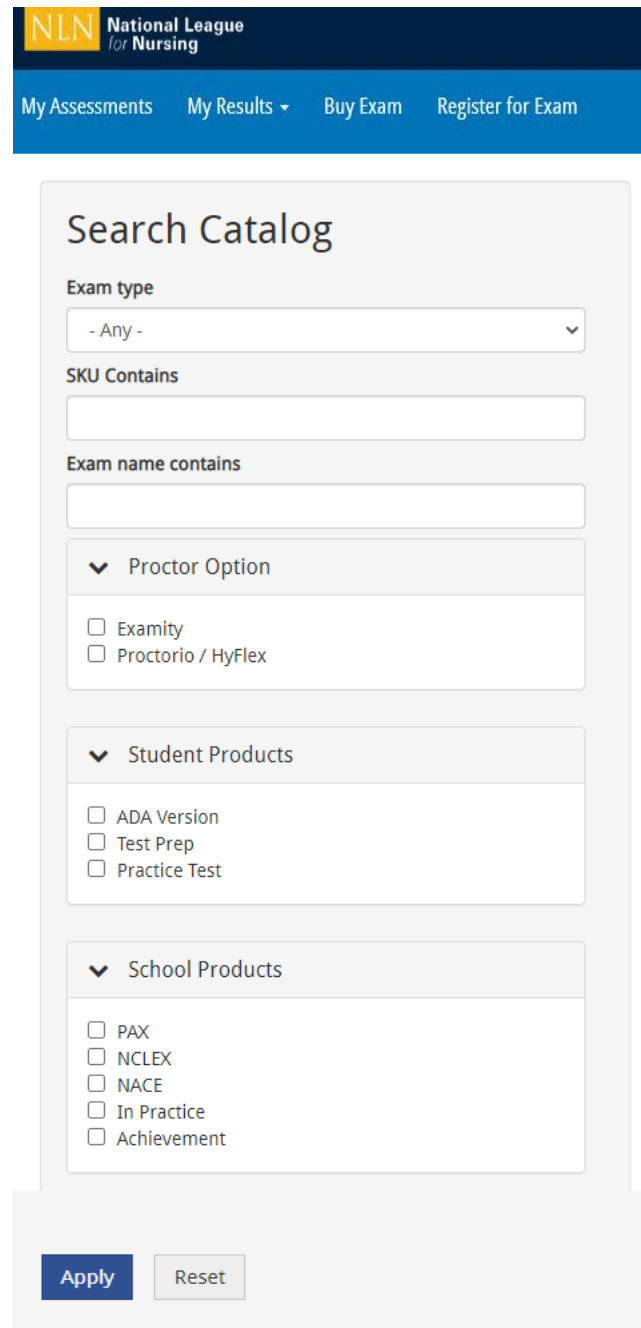
Know which Proctor Option Your School is Using.

HyFlex Proctorio or **Examity**
they are not the same

Step # 3

Select Buy Exam and this screen will pop up.

- Enter the *SKU* into the box SKU Contains and hit apply. (for a list of *SKU*'s please see the reference guide page 39 in the back of this guide)
- If you are unsure of the *SKU* but know which Proctor Option and which test you are taking enter the Proctor Option and the School Product hit apply.
- You can also go to *Exam Name Contains* and type in the name of the exam you are looking for.
- Same goes for practice exams and practice tests.



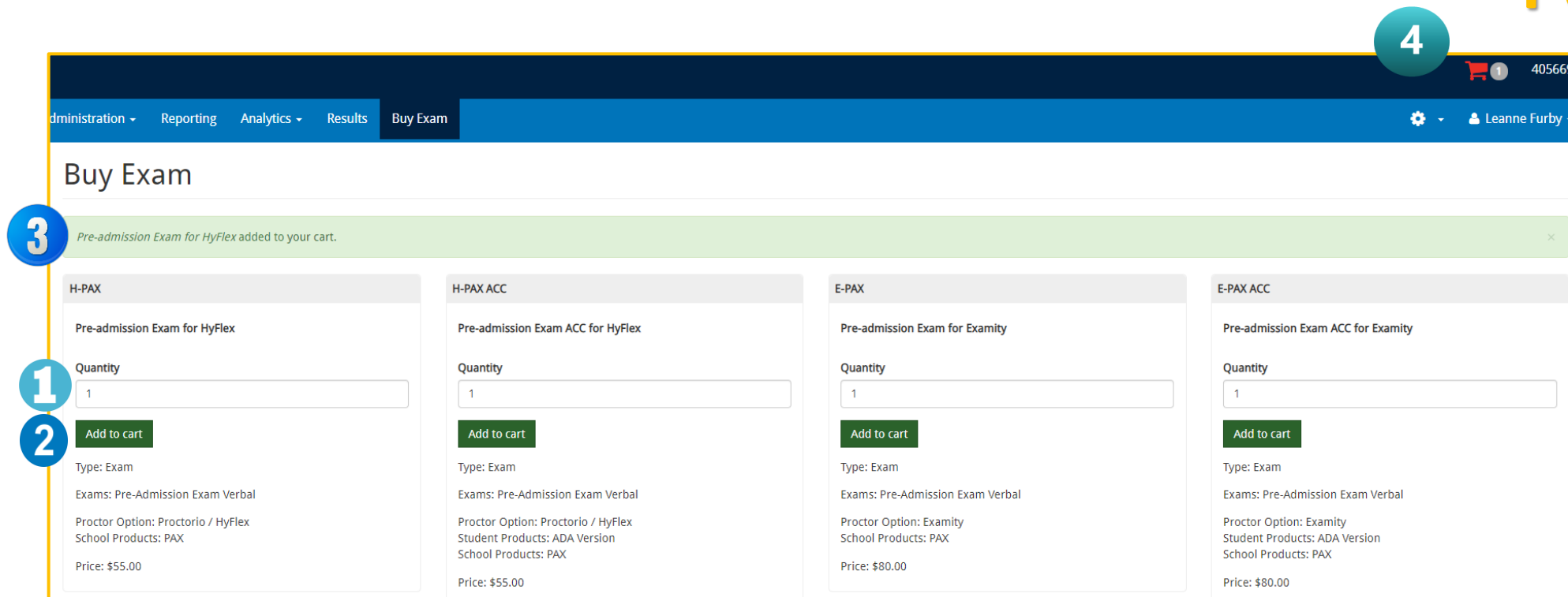
The screenshot shows the 'Search Catalog' interface of the National League for Nursing. At the top, there is a navigation bar with links: 'My Assessments', 'My Results', 'Buy Exam', and 'Register for Exam'. The main search area includes a 'Search Catalog' title, an 'Exam type' dropdown menu (currently set to '- Any -'), an 'SKU Contains' text input field, and an 'Exam name contains' text input field. Below these are three expandable sections: 'Proctor Option' with checkboxes for 'Examity' and 'Proctorio / HyFlex'; 'Student Products' with checkboxes for 'ADA Version', 'Test Prep', and 'Practice Test'; and 'School Products' with checkboxes for 'PAX', 'NCLEX', 'NACE', 'In Practice', and 'Achievement'. At the bottom of the form are 'Apply' and 'Reset' buttons.

Locating Your Materials or Exam



- 1.) HyFlex/Proctorio exams will begin with H.
- 2.) Examity begins with E.
- 3.) Exams ending in ACC require ADA approval from your institution. Please contact your testing center for more information.

Please note:
If you are taking the Pre-admission (PAX) exam the catalog only list the verbal exam BUT all three sections are included with purchase.



The screenshot shows the 'Buy Exam' interface. At the top, a navigation bar includes 'Administration', 'Reporting', 'Analytics', 'Results', and 'Buy Exam'. A user profile for 'Leanne Furby' is visible. The main content area is titled 'Buy Exam'. A green notification banner at the top of the content area states: 'Pre-admission Exam for HyFlex added to your cart.' Below this, there are four exam options, each with a 'Quantity' input field (set to 1) and an 'Add to cart' button. The exams are: H-PAX (Pre-admission Exam for HyFlex, \$55.00), H-PAX ACC (Pre-admission Exam ACC for HyFlex, \$55.00), E-PAX (Pre-admission Exam for Examiity, \$80.00), and E-PAX ACC (Pre-admission Exam ACC for Examiity, \$80.00). Each exam entry also lists details like 'Type: Exam', 'Exams: Pre-Admission Exam Verbal', and 'Proctor Option: Proctorio / HyFlex'.

Once you have located the materials you need please complete the following steps:

1. Enter the **Quantity** you would like to purchase
2. Click the **Add to Cart** button
3. See Message stating the Exam added to your cart
4. Click on the **Shopping Cart**

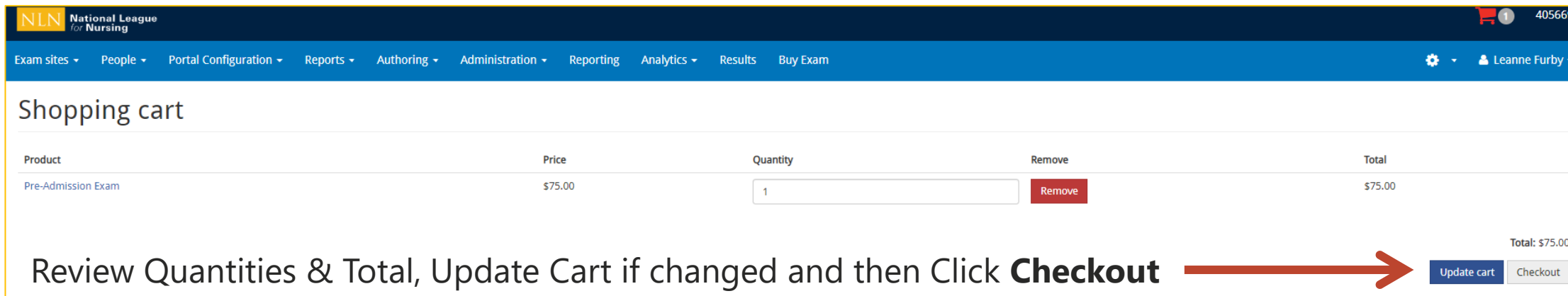


National League
for Nursing

CHECKING OUT USING A VOUCHER CODE

Review Cart & Checkout Using a Voucher Code

STEP # 1



Shopping cart

| Product | Price | Quantity | Remove | Total |
|--------------------|---------|----------|------------------------|---------|
| Pre-Admission Exam | \$75.00 | 1 | Remove | \$75.00 |

Total: \$75.00

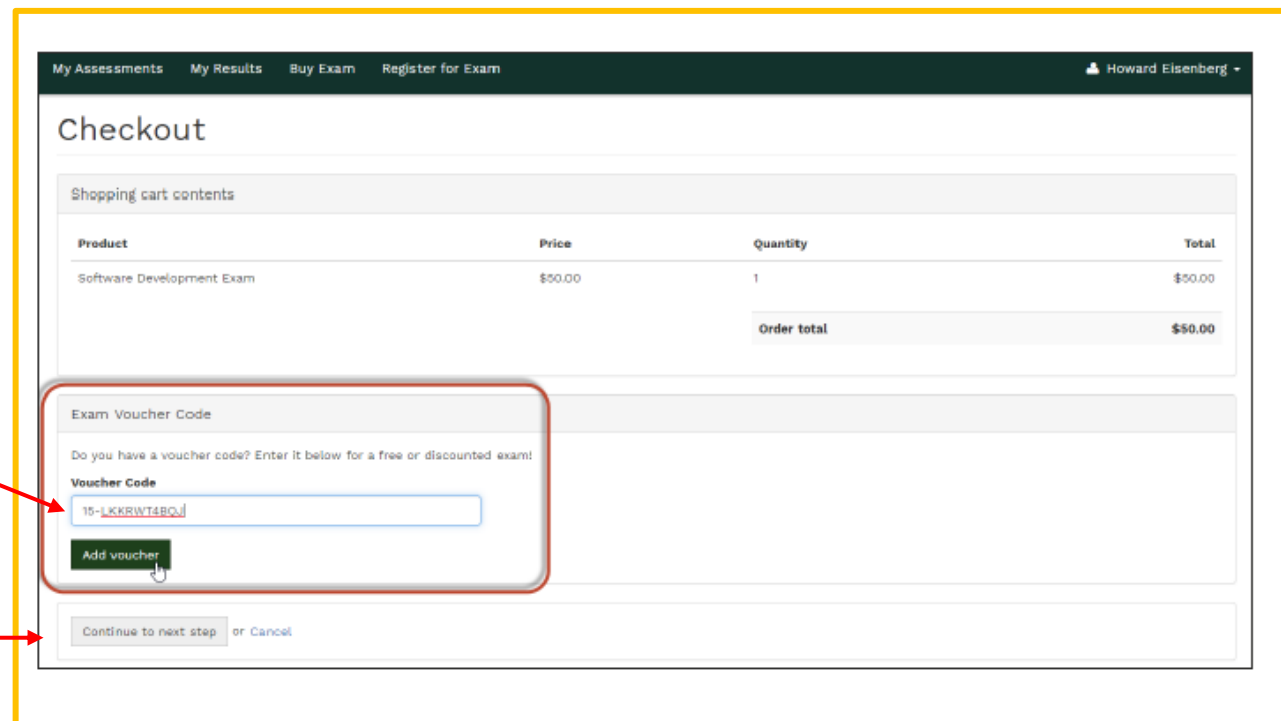
Review Quantities & Total, Update Cart if changed and then Click **Checkout** → [Update cart](#) [Checkout](#)

STEP # 2

If you are paying with a **Voucher Code** provided by your institution, employer or agency please enter the complete code here then click **Add Voucher**
Codes are case sensitive.

Once an exam is purchased it is good for only 30 days. It will expire after that time and the student/employee will be responsible for repurchasing the exam at their own expense.

NEXT Click on **Continue to next step** →



Checkout

Shopping cart contents

| Product | Price | Quantity | Total |
|---------------------------|---------|----------|---------|
| Software Development Exam | \$50.00 | 1 | \$50.00 |
| Order total | | | \$50.00 |

Exam Voucher Code

Do you have a voucher code? Enter it below for a free or discounted exam!

Voucher Code

15-LKKRW4BQJ

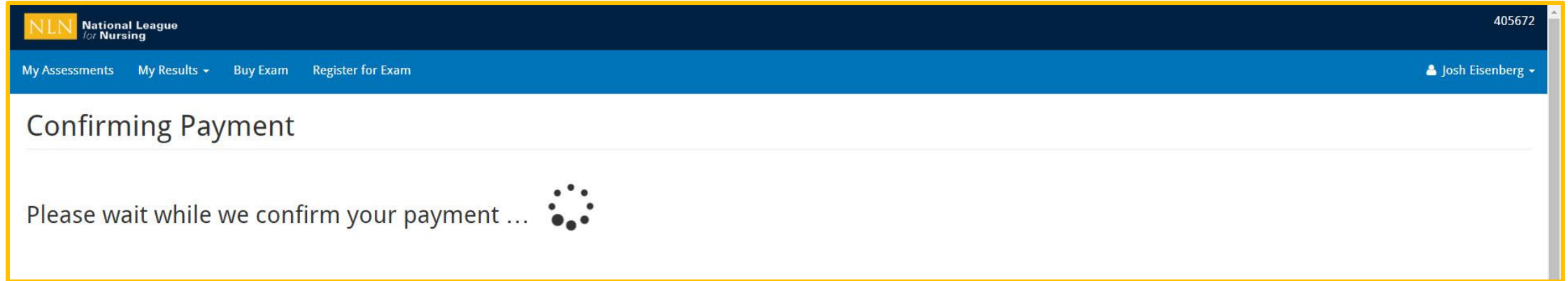
[Add voucher](#)

[Continue to next step](#) or [Cancel](#)

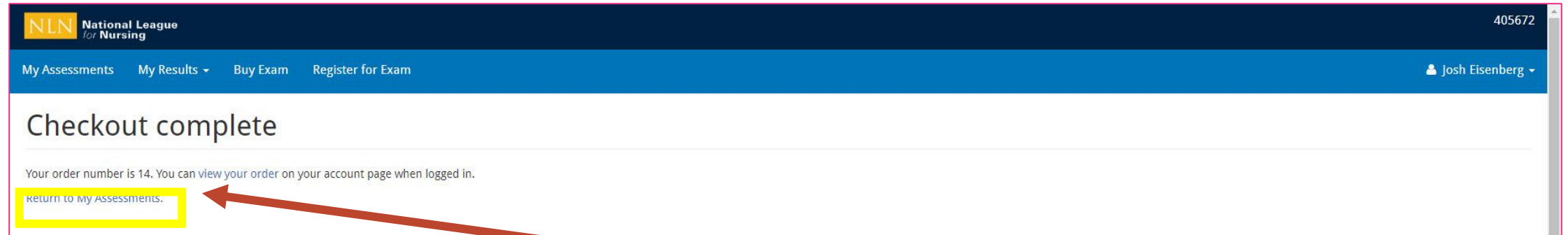
Completing Checkout & Confirming Payment

Using a Voucher Code

STEP # 3



STEP # 4



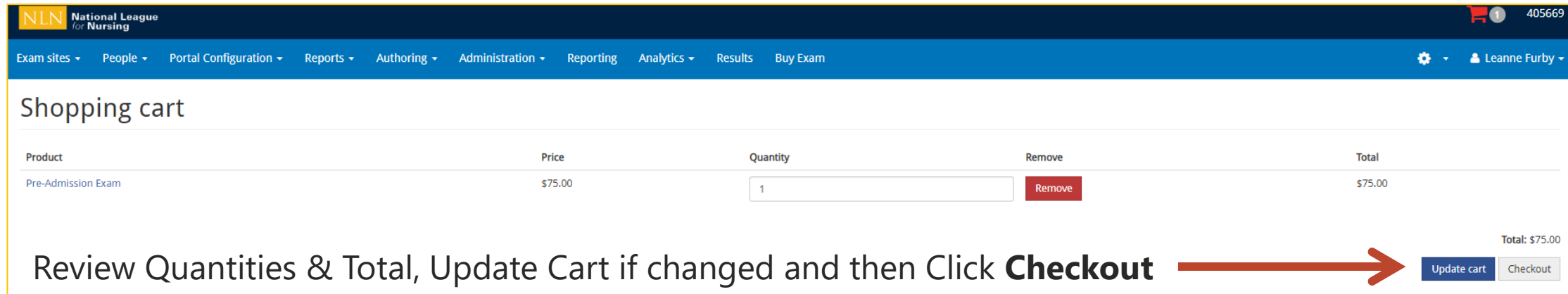
Click the **Return to My Assessments** link for next steps.

CHECKING OUT WITH A CREDIT CARD, PAYPAL OR WIRE TRANSFER

Review Cart & Checkout

Using a Credit Card, PayPal or Wire Transfer

STEP # 1



Shopping cart

| Product | Price | Quantity | Remove | Total |
|--------------------|---------|----------|------------------------|---------|
| Pre-Admission Exam | \$75.00 | 1 | Remove | \$75.00 |

Total: \$75.00

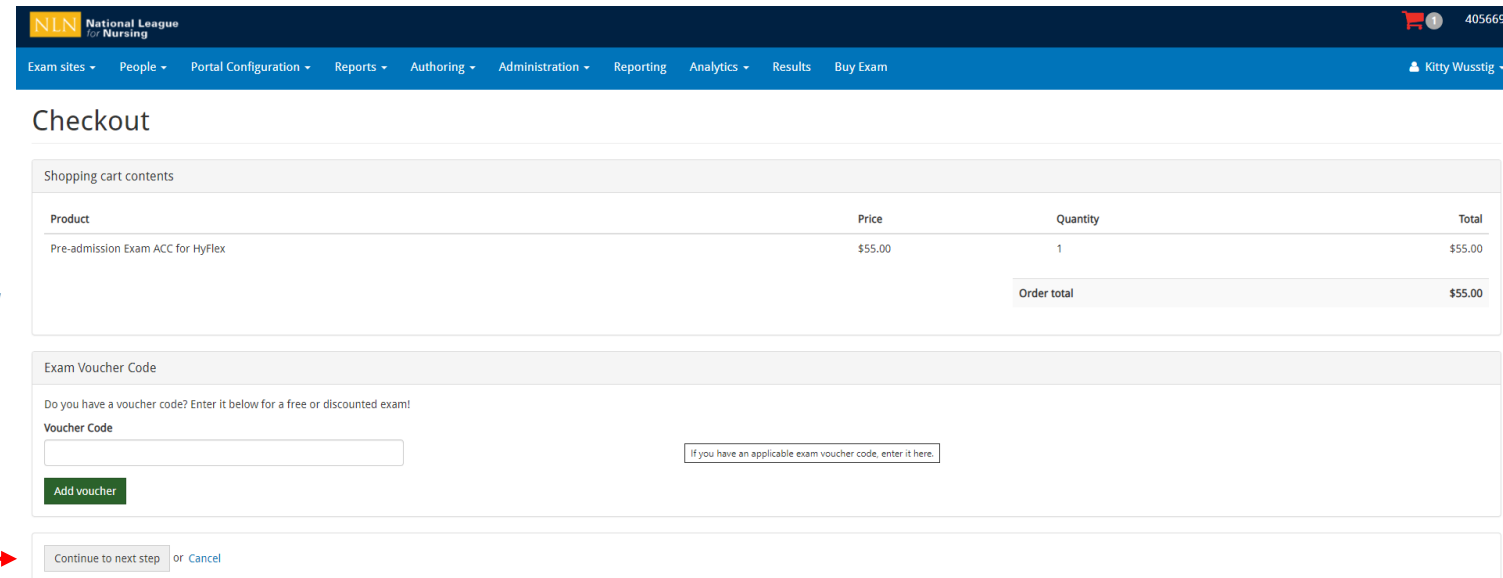
Review Quantities & Total, Update Cart if changed and then Click **Checkout** → [Update cart](#) [Checkout](#)



Once an exam is purchased it is good for 30 days.
It will expire after that time and the student/employee will be responsible for repurchasing the exam at their own expense.

STEP # 2

NEXT Click on **Continue to next step** →



Checkout

Shopping cart contents

| Product | Price | Quantity | Total |
|-----------------------------------|---------|----------|---------|
| Pre-admission Exam ACC for HyFlex | \$55.00 | 1 | \$55.00 |
| Order total | | | \$55.00 |

Exam Voucher Code

Do you have a voucher code? Enter it below for a free or discounted exam!

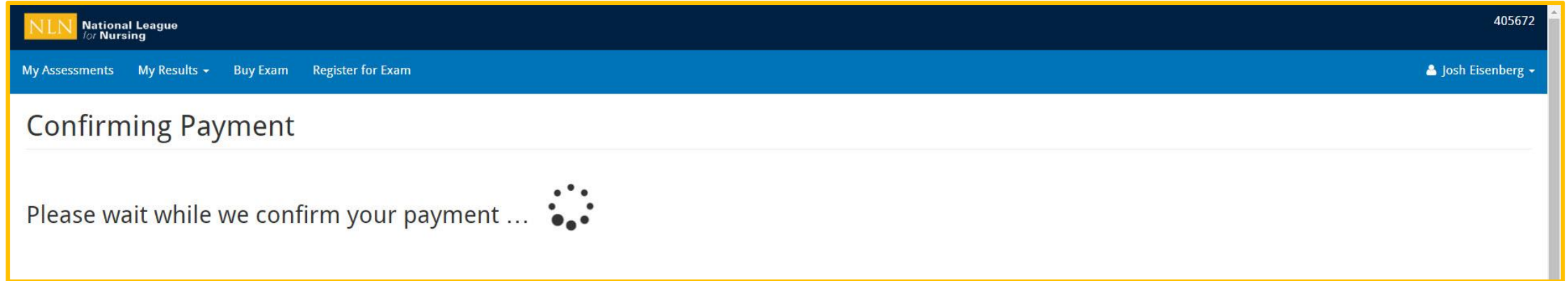
Voucher Code

[Add voucher](#)

[Continue to next step](#) or [Cancel](#)

Completing Checkout & Confirming Payment Using a Voucher Code

STEP # 3



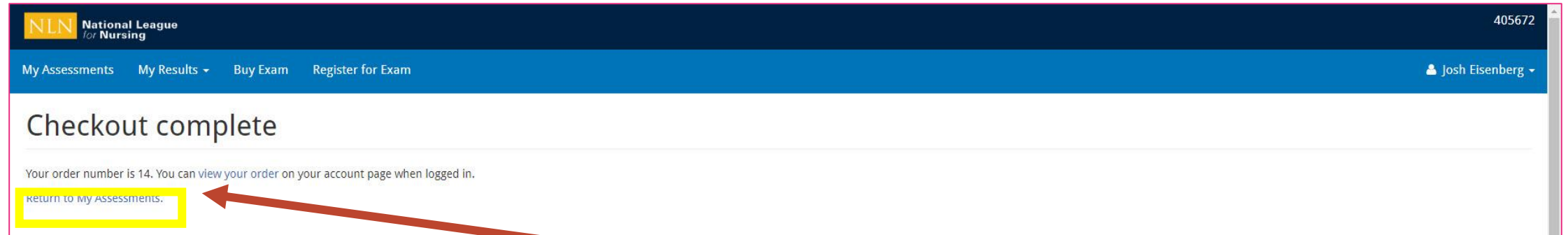
NLN National League for Nursing 405672

My Assessments My Results Buy Exam Register for Exam Josh Eisenberg

Confirming Payment

Please wait while we confirm your payment ...

STEP # 4



NLN National League for Nursing 405672

My Assessments My Results Buy Exam Register for Exam Josh Eisenberg

Checkout complete

Your order number is 14. You can view your order on your account page when logged in.

Return to My Assessments.

Click the **Return to My Assessments** link for next steps.

STEP # 3

- The Pay with Credit Card should Auto Populate
- Click on Next Step

Account information

E-mail address kwusstig@nltn.org

Payment

☒ Pay with Credit Card via Avangate

Continue to next step or Go back

STEP # 4

-Please fill out this form completely and then press continue

question mark
Hotline: +31 88 000 0008 (International) | English

1 Billing Information
2 Confirmation and Payment
3 Finish

Products in your shopping cart
Show price in: \$ USD - United States ...

| Product/Service name | Quantity | Unit price | Value |
|---|----------|------------|---------|
| Pre-admission Exam ACC for HyFlex - 1.0 | 1 | \$55.00 | \$55.00 |

The billing currency is USD (\$)
Total price: \$55.00

The total price inclusive of applicable taxes will be displayed before the order is transmitted.

< Back to shopping

Secure Checkout

VISA MasterCard PayPal WIRE TRANSFER

Billing Information
Payment Options

Licensed to: ☒ Person ☐ Company

First name*:
Last name*:
Address*:
City*:
Zip or postal code:
Country*: Please select...
State or province:
Email*:
Confirm email*:

Billing currency*: USD - United States Dollar
Card number*:
Card expiration date*: Month Year
Security code*:
Card holder name*:

Continue

Additional Information

☐ I accept these terms and conditions.*

SECURE CHECKOUT
2checkout



YOU HAVE TWO OPTIONS AT THIS POINT

TAKE THE EXAM NOW

- 1.) Continue to take your exam.
 - Proceed to the next page for instructions.

OR

TAKE THE EXAM LATER

- 1.) Log out and take the exam at a later time.
- 2.) When you are ready to complete the assessment log in to www.NLNtest.org and click on my assessments to locate your exam.
- 3.) When you log back in come back to the guide for additional instructions.

***NOTE EXAMS ARE GOOD FOR 30 DAYS FROM
THE DATE OF PURCHASE.***

What You Need to Know Before You Begin Your NLN Exam

- Identification Requirements
- Testing Environment / Workspace Requirements
- Standard Rules
- Prior to Launching Exam

If any of these items are unable to be completed or you believe there might be a problem DO NOT Click Start and contact your local testing center or [NLN Student Customer Support](#)

Identification requirements

Candidates are expected to provide the following identification:

- An original, current (valid) ID issued by a city/state/federal government agency.
- Your first and last names must match the name on your NLN testing account you created.
- The photo must be clearly recognizable as you.




Unacceptable Documents

- | | | | |
|---|--|---------------------------------|--|
| • Bond Receipt or Bail/Bond Card | • DHS Card or documents (Department of Human Services) | • Illinois Concealed Carry Card | • Traffic Citation (Arrest Ticket) |
| • Business Card | • Fishing License | • Illinois FOID Card | • Unlicensed Financial Institution Loan Papers |
| • Check Cashing Card | • HFS Card (Healthcare and Family Services) | • Instruction Permit/Receipt | • Vehicle Registration |
| • Club/Fraternal Membership Card | • Handwritten ID/Employment Card | • Insurance Card | • Video Club Membership Card |
| • College or University ID Card | • Hunting License | • International Driving Permit | • Wallet ID |
| • Commercially produced (non-State or unofficial) ID Card | | • Library Card | |
| | | • Personal Mail | |


When Testing from Home: Testing Environment / Workspace Requirements

- ☐ Candidate must be in a well-lit, quiet, private room.
- ☐ Any doors to the room or closet are to be closed.
- ☐ Candidate must be alone in the room.
- ☐ The table or desk and surrounding area including floor must be clear of any material.
- ☐ Candidate's mobile phone should be turned off and stored away out of sight.
- ☐ Additional monitors are to be turned off and turned away from sight of candidate.
- ☐ Any desk phone is to be disconnected.



When Testing from Home: Standard Rules

- ☐ You are alone in the room
- ☐ Your desk and work area are clear
- ☐ You are connected to a power source
- ☐ No phones or headphones
- ☐ No dual monitors
- ☐ No leaving your seat
- ☐ No talking
- ☐ Webcam, speakers, and microphone must remain on throughout the test.
- ☐ The proctor must be able to see you for the duration of the test



Examinee Agreements

NLN requires that all agreements are accepted before allowing the exam to begin.

- 1 You certify that you are not accepting or utilizing any external help to complete the exam and are the applicable exam taker who is responsible for any violation of exam rules. You understand and acknowledge that all exam rules will be supplied by the applicable university or test sanctioning body, and the company will have no responsibility with respect thereto. You agree to participate in the disciplinary process supported by the university or test sanctioning body should any such party make such request of you in connection with any violation of exam rules.
- 2 You agree that you will be held accountable for all infractions associated with identity misrepresentation and agree to participate in the disciplinary process supported by the university or test sanctioning body should any such party make any request of you.
- 3 You understand that by using any of the features of the NLN web site and services, you act at your own risk, and you represent and warrant that (a) you are the enrolled student who is authorized to take the applicable exam and (b) the identification you have provided is completely accurate and you fully understand that any falsification will be a violation of these terms of use and will be reported to the appropriate university or test sanctioning body.
- 4 You acknowledge that your webcam and computer screen may be monitored and viewed, recorded and audited to ensure the integrity of the exams. You agree that no one other than you will appear on your webcam or computer screen. You understand acknowledge that such data, along with your test answers, will be stored, retrieved, analyzed and shared with the university or test sanctioning body, in our discretion, to ensure the integrity of the exams.



Starting the Exam

STARTING YOUR EXAM

Starting Proctorio

To start an assessment:

1. Log in to www.nlntest.org
2. Click **My assessments** to view assessments only.
3. Find the desired assessment and click the start button.

You will be prompted to:

- Complete System Diagnostics Test
- Show your ID Card
- Complete a Camera Test –
Make sure the room is well lit and you appear in camera

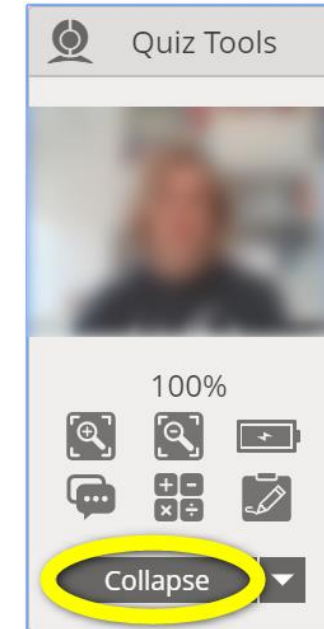
Inside the Exam – Quiz Tools

- Zoom In /Out
- Calculator
- White board
- Support Chat



If you are having trouble locating the calculator or white board
contact Proctorio Support Chat from within the exam
Do not navigate away from the exam!

Tools
Open



Tools
Collapsed



How to Navigate an Assessment

A question-by-question assessment contains questions on separate pages. To move between questions, you can:

- Use the **Next question** and **Previous question** buttons by clicking them (or touching them on a touchscreen) or pressing the spacebar (when selected). If you're viewing the assessment in a window with a small area, the Next and Previous buttons may be replaced by < and > buttons,

When You Have Completed Your Exam

- Contact your institution and let them know you have completed the exam.
- Scores should be available within 4 hours of completing testing.

ACCESSING YOUR SCORES

Results Dashboard

How to Access PAX Reports & Understanding the PAX Participant Report

How to Access Non-PAX Reports & Understanding the Student Coaching Report

RESULTS DASHBOARD

- 1.) Log in to www.nlntest.org
- 2.) Enter your Username and Password
- 3.) Click on My Results (This is what you should see)



Your institution will provide additional information regarding:

- Required score
- Process for Repeating the exam

The NLN does not set a pass/fail score.

Your assessment report will be available to access from this account for up to one year.



The screenshot shows the NLN Student Reports page. At the top is the NLN logo and navigation links: My Assessments, My Results (with a dropdown arrow), Buy Exam, and Register for Exam. The main heading is 'NLN Student Reports'. Below it is a subheading 'NLN Nursing Pre-Admission Exam (PAX) (Delayed Reporting 4 hours)' followed by a paragraph explaining the purpose of the PAX exam and stating that each school determines the minimum score. A link for 'Participant Report' is provided. Another section titled 'All Other Types of Exams' includes a paragraph about reporting results for non-PAX exams and a link for 'Transcript of My Results'.

NLN National League
for Nursing

My Assessments My Results ▾ Buy Exam Register for Exam

NLN Student Reports

Click the report links below to view your individual score reports.

NLN Nursing Pre-Admission Exam (PAX) (Delayed Reporting 4 hours)

The purpose of the Pre-Admission Examination-RN (PAX) is to facilitate admission decisions by providing nurse educators with information about nursing programs. Each school determines the minimum score for their applicants. The NLN does not set a pass/fail, nor

- [Participant Report](#)

All Other Types of Exams

To report on your results for all other types of products - non-PAX exams - use the link below. This will bring you to a co

- [Transcript of My Results](#)

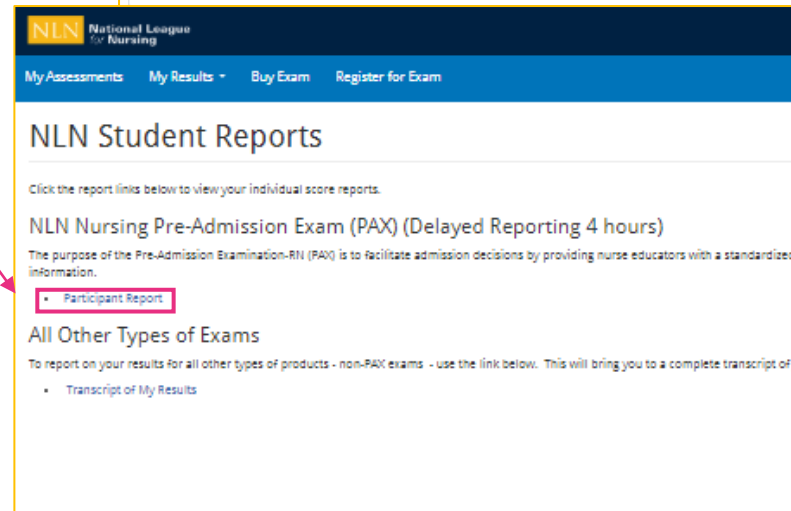
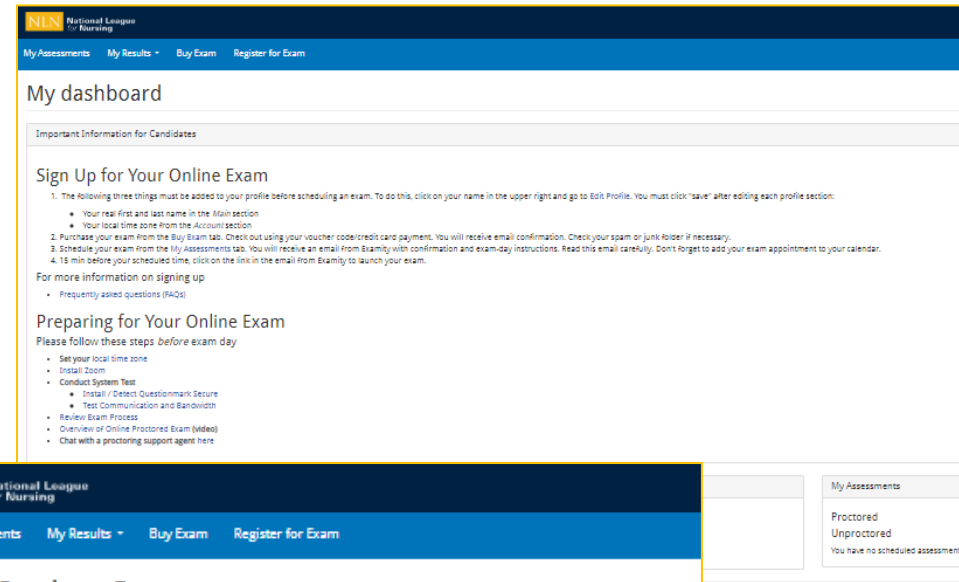


National League
for Nursing

ACCESSING YOUR PAX SCORES

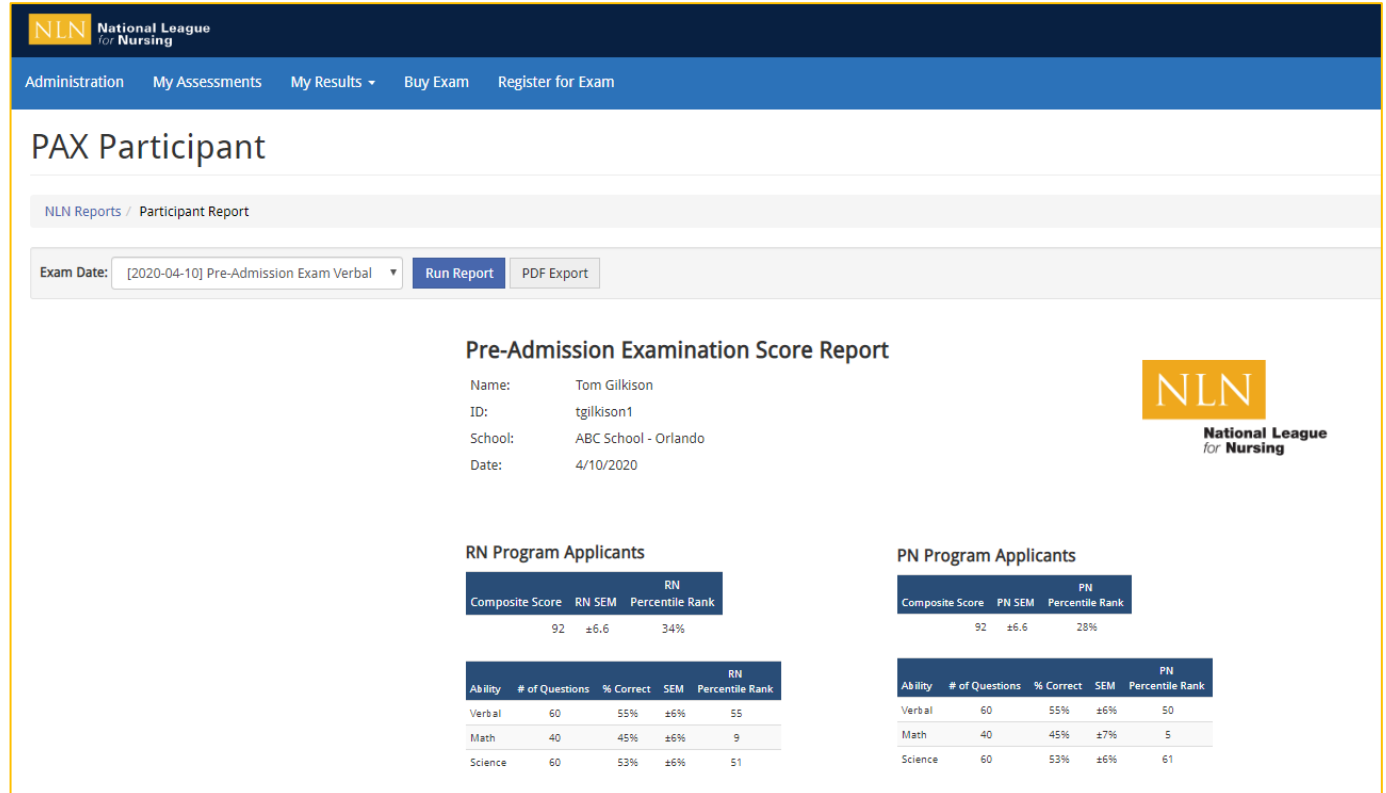
How to access PAX Assessment Reports

1. From **My Dashboard** click on **My Results**.
2. For your PAX scores click the **Participant Report**.



Generate PAX Report

1. Select a result/date from the drop-down menu.
2. Select **Run Report**. You will view your report on-screen or export it to PDF.
3. The **Composite Score** is a statistical calculation for the combined three sections.
4. The **Percent Correct** is the number of test items answered correctly / total # of test items.
5. The **SEM (Standard error of measurement)**. A statistical score that indicates the expected average change in your score if you immediately re-tested.
6. The **Percentile Rank** is a comparison your score to the norm sampling group of students.



The screenshot shows the NLN PAX Participant Report interface. At the top, there's a navigation bar with links: Administration, My Assessments, My Results (selected), Buy Exam, and Register for Exam. Below this, the page title is "PAX Participant". A breadcrumb trail shows "NLN Reports / Participant Report".

Under the "Exam Date:" dropdown, the selected date is "[2020-04-10] Pre-Admission Exam Verbal". There are buttons for "Run Report" and "PDF Export".

The main section is titled "Pre-Admission Examination Score Report". It displays the following information:

- Name: Tom Gillkison
- ID: tgilkison1
- School: ABC School - Orlando
- Date: 4/10/2020

Below this, there are two sections: "RN Program Applicants" and "PN Program Applicants". Each section contains a table with the following data:

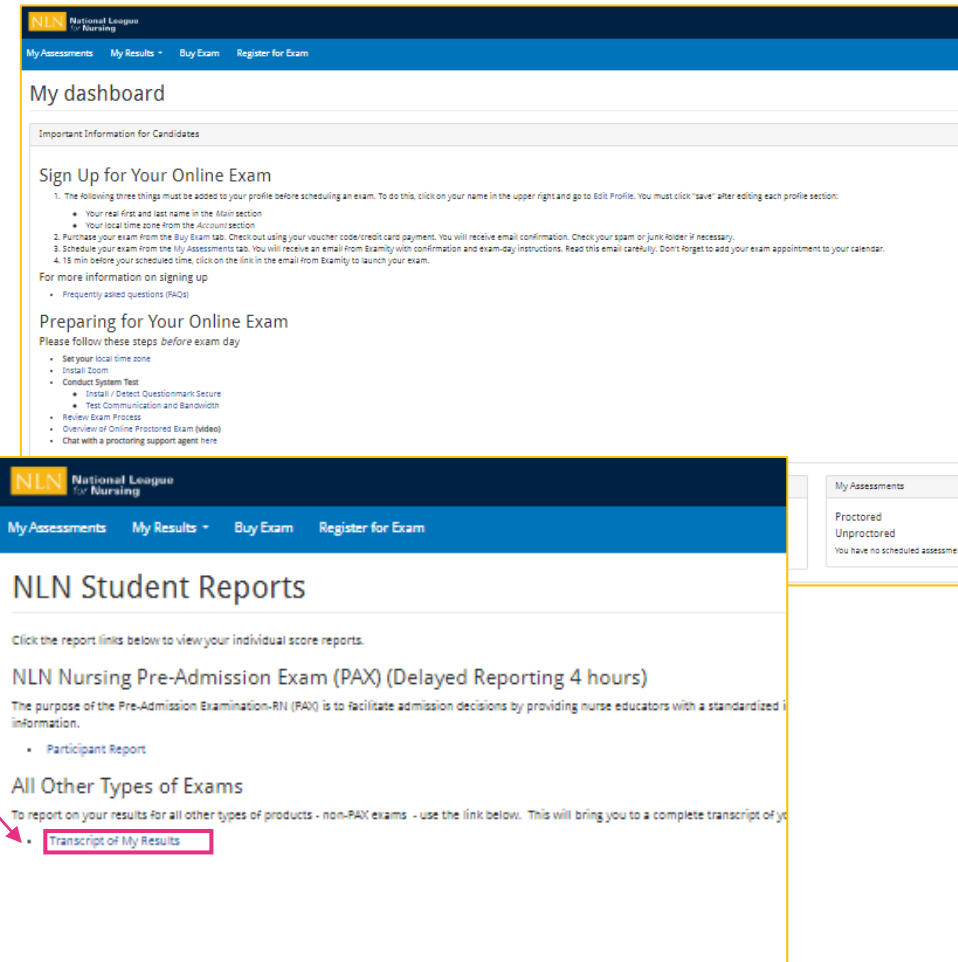
| RN Program Applicants | | | | | PN Program Applicants | | | | |
|-----------------------|-----------------|--------|--------------------|--|-----------------------|-----------------|--------|--------------------|--|
| | Composite Score | RN SEM | RN Percentile Rank | | | Composite Score | PN SEM | PN Percentile Rank | |
| | 92 | ±6.6 | 34% | | | 92 | ±6.6 | 28% | |

| RN Program Applicants | | | | | PN Program Applicants | | | | |
|-----------------------|----------------|-----------|-----|-----------------|-----------------------|----------------|-----------|-----|-----------------|
| Ability | # of Questions | % Correct | SEM | Percentile Rank | Ability | # of Questions | % Correct | SEM | Percentile Rank |
| Verbal | 60 | 55% | ±6% | 55 | Verbal | 60 | 55% | ±6% | 50 |
| Math | 40 | 45% | ±6% | 9 | Math | 40 | 45% | ±7% | 5 |
| Science | 60 | 53% | ±6% | 51 | Science | 60 | 53% | ±6% | 61 |

ACCESSING NON-PAX SCORES

How to access all other Reports

1. From **My Dashboard** click on **My Results**.
2. For all other exams click **Transcript of My Results**



The screenshot shows the NLN Student Reports page. The top navigation bar includes 'My Assessments', 'My Results', 'Buy Exam', and 'Register for Exam'. The main content area is titled 'NLN Student Reports' and contains instructions on how to view individual score reports. It lists the 'NLN Nursing Pre-Admission Exam (PAX)' and provides a link to the 'Participant Report'. Below this, under the heading 'All Other Types of Exams', there is a link to 'Transcript of My Results', which is highlighted with a red box. A red arrow points from the 'Transcript of My Results' link in the list to the 'Transcript of My Results' link in the 'All Other Types of Exams' section.

My Assessments My Results Buy Exam Register for Exam

My dashboard

Important Information for Candidates

Sign Up for Your Online Exam

1. The following three things must be added to your profile before scheduling an exam. To do this, click on your name in the upper right and go to Edit Profile. You must click 'save' after editing each profile section:
 - Your real first and last name in the Main section
 - Your local time zone from the Account section
2. Purchase your exam from the Buy Exam tab. Check out using your voucher code/credit card payment. You will receive email confirmation. Check your spam or junk folder if necessary.
3. Schedule your exam from the My Assessments tab. You will receive an email from Examity with confirmation and exam-day instructions. Read this email carefully. Don't forget to add your exam appointment to your calendar.
4. 15 min before your scheduled time, click on the link in the email from Examity to launch your exam.

For more information on signing up

- Frequently asked questions (FAQs)

Preparing for Your Online Exam

Please follow these steps *before* exam day

- Set your local time zone
- Install Zoom
- Conduct System Test
 - Install / Detect Questionmark Secure
 - Test Communication and Bandwidth
- Review Exam Process
- Overview of Online Proctored Exam (added)
- Chat with a proctoring support agent here

My Assessments

Proctored
Unproctored
You have no scheduled assessments.

NLN Student Reports

Click the report links below to view your individual score reports.

NLN Nursing Pre-Admission Exam (PAX) (Delayed Reporting 4 hours)

The purpose of the Pre-Admission Examination-RN (PAX) is to facilitate admission decisions by providing nurse educators with a standardized information.

- Participant Report

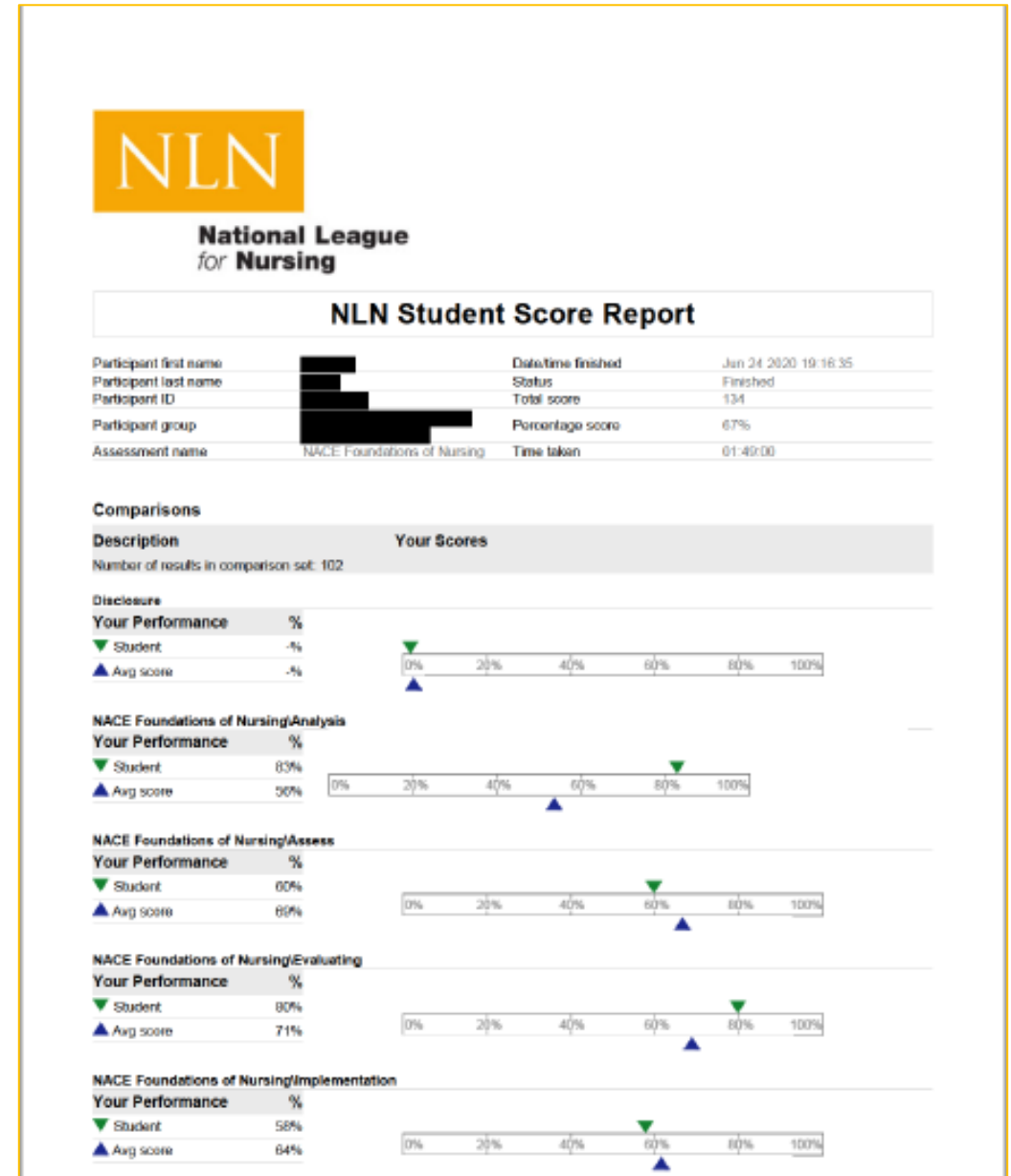
All Other Types of Exams

To report on your results for all other types of products - non-PAX exams - use the link below. This will bring you to a complete transcript of your results.

- **Transcript of My Results**

Non-PAX Assessment Reports

1. Select a result/date from the drop-down menu.
2. Select **Run Report**. You will view your report on-screen or export it to PDF.
3. The **Total Score** is the number of questions you answered correctly.
4. The **Percentage score** is the number of test items answered correctly / total # of test items.
5. The **Average Score** is used to compare how other students scored on the same exam across the US.





**National League
for Nursing**

FAQ's

How Do I...

Reset my password? **See page 40 of this guide**

Update my profile? **See page 41 of this guide**

Request a one time 30 day extension so that my exam does not expire? **Use the [NLN Student Support Form](#)**

Request a refund? **If you need assistance with a purchase or a charge error please contact 2checkout at <https://www.2co.com/#contactUs> for the 2checkout Support Center.**

Proctorio Technical Support: <https://proctorio.com/support#faq>

For additional support. Please go to our [NLN Student Support Form](#).



HYFLEX PROCTORIO SKU CODES & FEES FOR: EXAM PREP PRACTICE EXAMS FLASH CARDS

| | | |
|--------------------|---|---------|
| FC-PN | NLN Flash Cards for PN | \$20.00 |
| FC-RN | NLN Flash Cards for RN | \$20.00 |
| PAX-PREP-B-MATH | PAX Prep Bonus Math Exam | \$20.00 |
| PAX-PREP-B-SCIENCE | PAX Prep Bonus Science Exam | \$20.00 |
| PAX-PREP-B-VERBAL | PAX Prep Bonus Verbal Exam | \$20.00 |
| PAX-PREP-MATH | PAX Prep Math Exam | \$25.00 |
| PAX-PREP-SCIENCE | PAX Prep Science Exam | \$25.00 |
| PAX-PREP-VERBAL | PAX Prep Verbal Exam | \$25.00 |
| PRAC-MU-N | PRAC MU Nutrition | \$15.00 |
| PRAC-PN-AHN | PRAC PN Adult Health Nursing | \$15.00 |
| PRAC-PN-CHN | PRAC PN Child Health Nursing | \$15.00 |
| PRAC-PN-F | PRAC PN Fundamentals | \$15.00 |
| PRAC-PN-MHC | PRAC PN Mental Health Concepts | \$15.00 |
| PRAC-PN-MIN | PRAC PN Maternity Infant Nursing | \$15.00 |
| PRAC-PN-P | PRAC PN Pharmacology | \$15.00 |
| PRAC-RN-BNCI | PRAC RN Basic Nursing Care I | \$15.00 |
| PRAC-RN-BNCII | PRAC RN Basic Nursing Care II | \$15.00 |
| PRAC-RN-NCAI | PRAC RN Nursing Care of Adults I | \$15.00 |
| PRAC-RN-NCAII | PRAC RN Nursing Care of Adults II | \$15.00 |
| PRAC-RN-NCC | PRAC RN Nursing Care of Children | \$15.00 |
| PRAC-RN-NCCF | PRAC RN Nursing Care of Childbearing Family | \$15.00 |
| PRAC-RN-P | PRAC RN Pharmacology Assessment | \$15.00 |
| PRAC-RN-PA | PRAC RN Physical Assessment | \$15.00 |



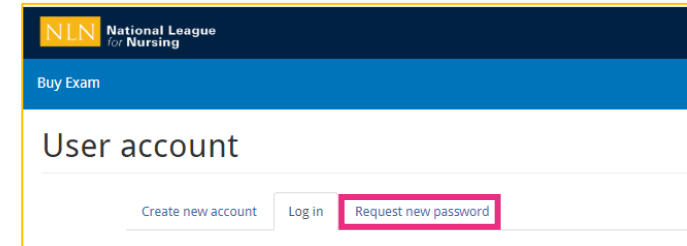
HYFLEX PROCTORIO SKU CODES & FEES FOR: ALL NLN EXAMS

| | | |
|----------------|--|---------|
| H-NRA_1 | Nursing Care of Adults for HyFlex | \$80.00 |
| H-NRC_1 | Nursing Care of Children for HyFlex | \$55.00 |
| H-NRCB_1 | Nursing Care of Childbearing Family for HyFlex | \$55.00 |
| H-NRF_1 | Foundations of Nursing for HyFlex | \$80.00 |
| H-PAX_1 | Pre-admission Exam for HyFlex | \$55.00 |
| ACH-PN-AH_1 | PN Adult Health Nursing | \$38.00 |
| ACH-PN-CHN_1 | PN Child Health Nursing | \$38.00 |
| ACH-PN-MIN_1 | PN Maternity Infant Nursing | \$38.00 |
| ACH-PN-MHC_1 | PN Mental Health Concepts | \$38.00 |
| ACH-PN-P_1 | PN Pharmacology | \$38.00 |
| ACH-RN-BNCI_1 | RN Basic Nursing Care I | \$38.00 |
| ACH-RN-BNCII_1 | RN Basic Nursing Care II | \$38.00 |
| ACH-RN-MHN_1 | RN Mental Health Nursing | \$38.00 |
| ACH-RN-NCAI_1 | RN Nursing Care of Adults I | \$38.00 |
| ACH-RN-NCAII_1 | RN Nursing Care of Adults II | \$38.00 |
| ACH-RN-NCC_1 | RN Nursing Care of Children | \$38.00 |
| ACH-RN-NCCF_1 | RN Nursing Care of Childbearing Family | \$38.00 |
| ACH-RN-P_1 | RN Pharmacology | \$38.00 |
| ACH-RN-PA_1 | RN Physical Assessment | \$38.00 |
| ACH-RN-PCN_1 | RN Pharmacology in Clinical Nursing | \$38.00 |
| H-PAP_1 | Multi Anatomy and Physiology | \$38.00 |
| H-NUT_1 | Multi Nutrition | \$38.00 |
| H-MICRO_1 | Multi Microbiology | \$38.00 |
| NCLEX-PN_1 | NCLEX Readiness PN | \$45.00 |
| NCLEX-RN_1 | NCLEX Readiness RN | \$45.00 |
| H-HHA_1 | Home Health Aide for HyFlex | \$25.00 |
| H-BMA-RN_1 | RN Basic Medication Administration for HyFlex | \$25.00 |
| H-BMA-PN_1 | PN Basic Medication Administration for HyFlex | \$25.00 |

How to Reset My Password

To log in to Questionmark to take an assessment:

1. Go to Questionmark www.nlntest.org
2. Click **Request New Password**
3. Enter your username or email address in the **Username or email address** field.
4. Click **Email new password**.
5. Go to the one-time link in the email sent to you.
6. Click **Log in**
7. Change your password.
8. Click **Save**.

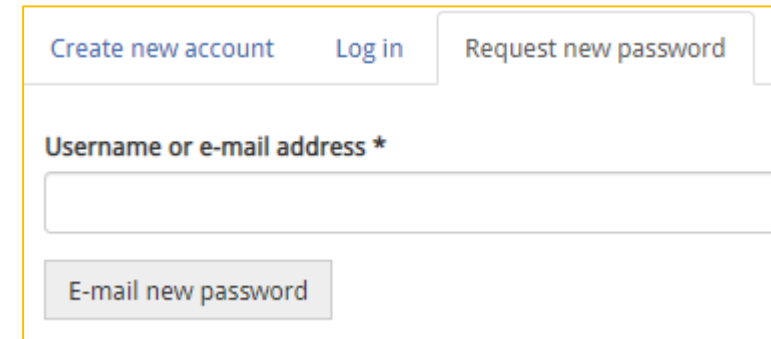


NLN National League
for Nursing

Buy Exam

User account

Create new account Log in Request new password



Create new account Log in Request new password

Username or e-mail address *

E-mail new password

A request to reset the password for your account has been made at 405669.

You may now log in by clicking this link or copying and pasting it to your browser:

https://urldefense.com/v3/__https://ondemand.questionmark.com/home/405669/user/reset/528/1596324313/RtfZdgmLhIMSGKDLVN6urfFamxseoh8TibZIJ9oxSA__;!!DAxFFaumoJbh!NQpWMGvmb2SEf7x6Lcs5p89qdgr

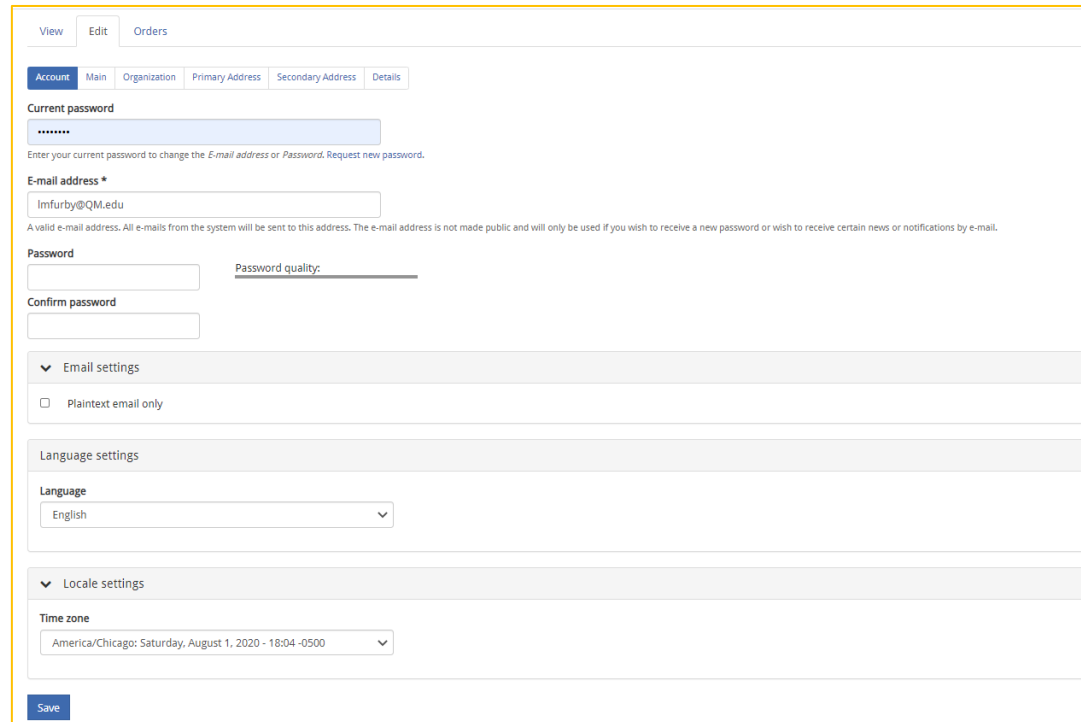
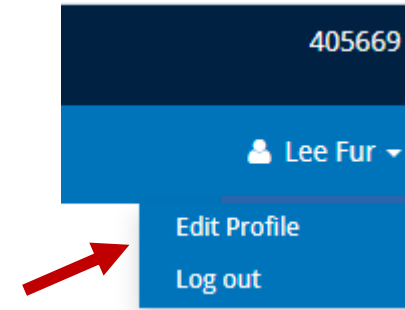
This link can only be used once to log in and will lead you to a page where you can set your password. It expires after one day and nothing will happen if it's not used.

-- NLN Testing team

How can I Update My Profile?

To update your NLN profile:

1. Go to Questionmark www.nlnet.org
2. Click your username in the portal menu, and select **Edit profile**
3. In the **Edit** tab, you can change your password, email address, phone number, time zone, etc.
4. Click to **save** changes.

A screenshot of the 'Edit' profile page. The page has tabs for 'View', 'Edit', and 'Orders', with 'Edit' being the active tab. Below these are sub-tabs for 'Account', 'Main', 'Organization', 'Primary Address', 'Secondary Address', and 'Details', with 'Account' being the active sub-tab. The 'Current password' field is shown with a masked password. Below it is a note: 'Enter your current password to change the E-mail address or Password. Request new password.' The 'E-mail address' field is populated with 'lmfury@QM.edu'. Below this is a note: 'A valid e-mail address. All e-mails from the system will be sent to this address. The e-mail address is not made public and will only be used if you wish to receive a new password or wish to receive certain news or notifications by e-mail.' The 'Password' field is shown with a masked password, and the 'Confirm password' field is also shown with a masked password. To the right of the password fields is a 'Password quality' indicator. Below the password fields is the 'Email settings' section, which includes a checkbox for 'Plaintext email only'. The 'Language settings' section includes a dropdown for 'Language' set to 'English'. The 'Locale settings' section includes a dropdown for 'Time zone' set to 'America/Chicago: Saturday, August 1, 2020 - 18:04 -0500'. At the bottom of the page is a 'Save' button.



National League
for Nursing

Thank you for your attention!
If you have additional Questions, please contact
[NLN Student Customer Support](#)